

Let's Talk Plants!

Newsletter of the San Diego Horticultural Society

January 2012, Number 208

A Rollicking Trip into the World of Cactus and Succulents

SEE PAGE 1

SCRUB OAK

PAGE 4

SDHS BAY AREA TOUR

PAGE 5

JOIN PROJECT NOAH

PAGE 9

A SISTERHOOD OF TRAVELING GARDENERS

PAGE 11

On the Cover: Vibrant succulent garden

Planting Love.
Growing Memories.



Cercis canadensis 'Forest Pansy'

Happy 2012... Celebrate what's New this Year !

- new babies, new brides, new homes -

Give a premium backyard tree | fruit, flowering or shade |
custom grown, carefully delivered and expertly planted by



www.TheWishingTreeCompany.com 760.753.1760

Got Succulents?



Janine Free

The *Aloe suprafoliata* above was displayed in 2010 by Ron Vanderhoff. Bring your interesting aloes or other succulents to the January 9 meeting, where member Patrick Anderson will answer questions and share his expertise. See page 7 for details.


**GREEN THUMB
SUPER GARDEN CENTERS**

1019 W. San Marcos Blvd. • 760-744-3822
(Off the 78 Frwy. near Via Vera Cruz)

- CALIFORNIA NURSERY PROFESSIONALS ON STAFF
- HOME OF THE NURSERY EXPERTS • GROWER DIRECT

www.supergarden.com

Great Values to Grow On!



WITH THIS
VALUABLE **Coupon**

\$5⁰⁰ OFF

Any Purchase of \$30⁰⁰ or More!

OR

\$10⁰⁰ OFF

Any Purchase of \$50⁰⁰ or More!

- Must present printed coupon to cashier at time of purchase
- Not valid with any sale items or with other coupons or offers
- Offer does not include Sod, Gift Certificates, or Department 56
- Not valid with previous purchases • Limit 1 coupon per household
- Coupon expires 1/31/2012 at 6 p.m.

IN THIS ISSUE...

- 2 Important Member Information
- 3 To Learn More...
- 3 From the Board
- 4 The Real Dirt On...Harriett Barnhard Wimmer
- 4 Going Wild With The Natives: Scrub Oak
- 5 Trees, Please – Premature Obituary
- 5 SDHS San Francisco Garden Tour
- 6 Book Reviews
- 7 Notes from the Editor
- 7 My Life With Plants
- 8 SDHS Spring Garden Tour
- 9 Pacific Horticulture Spring Tours
- 9 Call for Bids
- 9 Why You Should Join Project Noah!
- 10 Welcome New Members!
- 10 Discounts for Members
- 10 What's Up At San Diego Botanic Garden?
- 11 A Sisterhood of Traveling Gardeners
- 11 An Anthology of Flowery Words
- 13 What's up at Alta Vista Gardens
- 14 Sharing Secrets
- 17 December Plant Display
- 19 December Meeting Report
- 20 Membership Renewal Form

INSERTS:

Cuyamaca College.
California Center for Sustainable Energy
Calendar/Resources/Ongoing Events

SAN DIEGO HORTICULTURAL SOCIETY

Our Mission is to promote the enjoyment, art, knowledge and public awareness of horticulture in the San Diego area, while providing the opportunity for education and research.

MEMBERSHIP INFORMATION

Details on membership are on page 20 and at www.sdhortsoc.org
For questions contact membership@sdhortsoc.org or
Jim Bishop at (619) 296-9215.

MEETING SCHEDULE

5:00 – 6:00 Meeting room setup

6:00 – 6:45 Vendor sales, opportunity drawing ticket sales, lending library, plant display

6:45 – 9:00 Announcements, Hot Hort Picks, speaker, opportunity drawing

MEETINGS & EVENTS IN 2012

January 28	Coffee in the Garden, Clairemont
February 13	Robin Rivet on Trees of Ill Repute: Shifting From Malignant to Benign
February TBD	Coffee in the Garden, Bonsall
March 2-4	Spring Home/Garden Show
March 12	Susan Heeger and Jimmy Williams on From Seed to Skillet
March 31	SDHS Tour – Gardens of La Mesa (see page 8)
March TBD	Coffee in the Garden, Point Loma
April 9	Susan Krzywicki on Fitting California Natives into California-Style Gardens
April TBD	Coffee in the Garden, Poway
May 14	Lorene Edwards Forkner on Small is the New Big... Putting Personality into Your Garden Space
May 17-20	SDHS Tour – Gardens of the San Francisco Area (see page 5)

COVER IMAGE: Arborescent yuccas, boulders, and bulbs combine to make this xeric succulent combination pop. Learn more from Scott Calhoun (who took this photo) at the January 9 meeting.



www.SanDiegoHorticulturalSociety.org



Next Meeting: JANUARY 9, 2012, 6:00 – 9:00 PM

Topic: SCOTT CALHOUN ON “PROVOCATIVE SUCCULENTS: A ROLICKING TRIP INTO THE WORLD OF CACTUS AND SUCCULENTS”

Meeting is open and everyone is welcome. Admission: Members/free, Non-Members/\$10. Parking is free.

Meeting Place: Del Mar Fairgrounds, Surfside Race Place, Del Mar; Info: (619) 296-9215

The New Year gets off to a lively start as we welcome award-winning author and garden designer Scott Calhoun, who will take us on an exploration of the origins and contemporary uses of garden succulents in everything from design to nutrition, ceremony and transcendence. The talk will include a short video on the perils and rewards of agave hunting.

For 9000 years indigenous Americans have cultivated and consumed agave and cactus. From 2009-2011 Scott took six extended journeys into Mexico in search of provocative succulents. What he found forever changed his garden design sensibilities and landed him in a culture fraught with international intrigue and outsized personalities.

In addition to his monthly “Southwest Checklist” column for *Sunset* magazine, Scott's articles regularly appear in *The American Gardener*, *Fine Gardening*, and many others. His books including *Hot Pots: Container Gardening for the Arid Southwest*, *The Hot Garden: Landscape Design for the Desert Southwest*, *Designer Plant Combinations: 105 Stunning Gardens Using Six Plants or Fewer*, *Chasing Wildflowers: A Mad Search for Wild Gardens* (GWA Book Award), and *Yard Full of Sun: The Story of a Gardener's Obsession That Got a Little Out of Hand* (AHS Book Award). His sixth book will be released in January: *The Gardener's Guide to Cactus*. Scott is principal Zona Gardens, providing expert design services for those passionate about their Arizona style gardens.

For more information visit www.zonagardens.com and see page 3.



SAN DIEGO HORTICULTURAL SOCIETY

Established September 1994

BOARD MEMBERS

Jeff Biletznikoff – Meeting Room Coordinator
Jim Bishop – President, Membership Chair
Judy Bradley – Co-Chair-Program Committee
Linda Bresler – Member at Large
Mark Collins – Finance/Budget Committee
Julian Duval – San Diego Botanic Garden Representative
Mary James – Member at Large
Dannie McLaughlin – Tour Coordinator
Susan Oddo – Publicity Coordinator
Stephanie Shigematsu – Member at Large
Susi Torre-Bueno – Newsletter Editor, Past President
Cathy Tylka – Treasurer
Don Walker – Past President
Nancy Woodard – Volunteer Coordinator
Lucy Warren – Secretary

Let's Talk Plants!, the SDHS newsletter, is published the fourth Monday of every month.

Editor/Advertising: Susi Torre-Bueno;
(760) 295-2173; newsletter@sdhortsoc.org

Calendar: Send details by the 10th of the month before event to calendar@sdhortsoc.org.

Copyright ©2012 San Diego Horticultural Society, Encinitas, CA. All rights reserved.
Not to be reproduced by any means for any purpose without prior written permission.

☛New Email? New Street Address?

Please send all changes (so you will continue to receive the newsletter and important notices) to membership@sdhortsoc.org or SDHS, Attn: Membership, PO Box 231869, Encinitas, CA 92023-1869. We **NEVER** share your email or address with anyone!

BECOME A SPONSOR!

Do you own a garden-related business?

SDHS sponsorships have high recognition and valuable benefits, including a link to your website, discounts on memberships for your employees, and free admission to SDHS events. This is a wonderful way to show your support for the SDHS. Sponsors help pay for our monthly meetings, annual college scholarships, and other important programs. Sponsorships start at just \$100/year; contact Jim Bishop at sponsor@sdhortsoc.org. Sponsors are listed on page 10; those with ads in the newsletter have the words SDHS Sponsor above their ads. We thank them for their extra support!



IMPORTANT MEMBER INFORMATION

Are You Reading This In COLOR???

In our monthly eblast we send everyone the password to read this newsletter in digital format. It has all color images, all live links, you can enlarge each page as much as you like for easy reading, and you can print any pages you want. Back issues are also on our website for instant access. To switch to the digital edition exclusively send an email saying "online only" to membership@sdhortsoc.org.

NEW VOLUNTEER OPPORTUNITY FOR COMPUTER SAVVY SDHS MEMBERS

The SDHS Board is seeking volunteers for a new committee that will help us take advantage of the internet, social media and new technology. Initially this group will create the vision of how to make our website better promote our organization, activities and opportunities. We are seeking members with previous experience creating and designing websites. Members with graphic design, e-marketing and public relations skills also are invaluable to our efforts. Our goal is to have an initial meeting early in the new year. If you are interested, please contact board member Mary James at maryhames@gmail.com. Mary also will be happy to answer any questions you may have.

EVENT PLANNERS NEEDED

Share your passion for plants! Our five-person Events & Outreach Committee needs a second co-chair and more volunteers to plan exciting events. This committee is starting to plan what we'll do to fascinate the public at the Spring Home/Garden Show in March. For more info contact Susi Torre-Bueno at (760) 295-2173.

PUBLIC RELATIONS COMMITTEE

Susan Oddo is looking for a Public Relations email list assistant. She would like the help of someone who will maintain contact with PR persons at garden clubs, plant societies, and the garden press to keep our publicity database of email addresses current. You will manage the names and email addresses in an Excel sheet for Susan's monthly PR emailings about upcoming speakers and events. Contact her at: soddo@earthlink.net.

MEMBERSHIP COMMITTEE NEEDS YOU!

Help with the monthly coffee in the gardens: scout, contact and qualify potential gardens, work with hosts on garden description and photos for inclusion in online invitation. This is a terrific way to visit wonderful gardens. Additional volunteer opportunities: answering questions from new members, setting up the new member orientation events (twice a year), etc. To find out more about how to participate contact Jim Bishop at membership@sdhortsoc.org.

ACTIVITIES COMMITTEE

We are organizing an Activities Committee to select topics, work with presenters, and conduct educational classes and hands-on workshops for our members. We already have a list of ideas to get you started. We are looking for a committee chair and two volunteers. A terrific incentive, aside from this being a very fun committee, is that committee members who help out at an activity get to attend it for FREE! You will work with the Events & Outreach Committee to help identify presenters and set dates. The Public Relations Committee will create and send out email invitations and set up online registrations for each activity. The Activities Committee will handle the logistics to make the magic happen! If you have good organization skills and would like to be in on the ground floor of launching this exciting committee, email Jim Bishop at info@sdhortsoc.org.

THANKS SO MUCH!

Many thanks to Laird Plumleigh for hosting our December Coffee at his home and ceramic workshop. His beautiful water-thrifty garden was a treat, and it was fascinating to see his workshop – see photos on the back cover and on our Facebook page. One of Laird's handsome art tiles will be part of the Opportunity Drawing at the January meeting; visit www.lairdplumleigh.com to see more of his ceramic art.



Our new Facebook page gives us more options to grow and share and replaces our old Facebook group. Join our community of mad gardeners, share your garden questions, and get to know fellow Hort members. You can LIKE us at our new page by going to:
www.facebook.com/#!/pages/San-Diego-Horticultural-Society/169836313077520

Society/169836313077520. ☞



TO LEARN MORE...

By Ava Torre-Bueno

Cactus and Succulents!

To get a flavor for this month's topic, you can visit the web site of the San Diego Cactus and Succulent Society, or go to their meetings and see these amazing plants in the flesh: <http://www.sdcss.net>

Their winter show and sale is in February: <http://www.sdcss.net/2012%20Winter%20Show.pdf>

Exceptional photos and paintings (including the two paintings shown), and lots of ideas about using succulents in your garden, life member Debra Lee Baldwin's website: <http://www.debraleebaldwin.com>

As always, you can go to Google and click "Images" and put "cactus" in the search bar to see hundreds of images of these beautiful and architectural plants.



This site has many, many pictures of succulents and explanations about them: <http://www.paghat.com/garden14.html>

We are fortunate to live in an area where cactus and succulents are native. The National Park Service has a page on the succulents of Death Valley: <http://www.nps.gov/deva/naturescience/cacti.htm>

One of many reasons to include more cactus and succulents in our gardens is the coming worldwide water crisis. Soon, they will be all we can grow efficiently. Last year *National Geographic* had a whole issue on this topic, which is now on-line at: <http://ngm.nationalgeographic.com/2010/04/table-of-contents>

And to keep tabs on this winter's El Niño forecast, you can go to NOAA: http://www.cpc.ncep.noaa.gov/products/analysis_monitoring/ens0_advisory/ensodisc.html

Member Ava Torre-Bueno is a psychotherapist in private practice and the organizer of Gardeners 4 Peace. This group of volunteers is helping to create a peaceful, organic, permaculture garden at the San Diego Friends Center. To learn more contact Ava at gardeners4peace@hotmail.com and visit sandiegofriendscenter.org/volunteers.htm. ☘



FROM THE BOARD

By Jim Bishop

As you start 2012 and think of ways to improve your life and community, why not become a San Diego Horticultural Society volunteer? See page 2 for some of our current volunteer needs, or if you are unsure of how you'd like to help, go to www.sdhortsoc.org/membership_4.htm, fill out the Volunteer Registration form and let us know your interests and skills. You'll be contacted when we have a volunteer opportunity we think you'll enjoy.

You don't need to walk on water to volunteer for the San Diego Horticultural Society. Volunteering will, however, bring you inner peace and new friends.

Another great way to start the New Year: give your garden friends the **gift of membership** in SDHS. If your friends are already members, you can extend their current membership. It's the perfect gift since it lasts throughout the year with monthly meetings, newsletter and activities.



Scott Borden, one of our fine volunteers

Join us on Facebook

If you haven't joined us on Facebook, please do and share us with your friends. We post upcoming events, photos, and other SDHS-related information. There is also an extensive list of the past SDHS Horticulturalist of the year.

Great Deal for Members

The San Diego Floral Association (SDFA) is offering an exclusive membership opportunity to members of San Diego Horticultural Society who are not currently members of SDFA - a 15 month membership for the price of 12 months. SDFA was founded in 1907 by prominent local horticulturalists and floriculturists, and helped the Chamber of Commerce prepare the beautification of San Diego for the 1915 Panama-California Exhibition.

Since 1909 SDFA has published a bi-monthly magazine, *California Garden*. The magazine is the oldest continually published horticulture magazine in the United States. SDHS Board member Mary James is Executive Editor of the magazine. It contains articles on horticulture, floriculture, a calendar of San Diego gardening-related activities, and an extensive list of San Diego gardening related clubs and organizations.

The magazine is worth the price of membership alone, but SDFA also has a quarterly meeting, workshops and an extensive Horticultural Library with over 3500 books.

More information and to join:

- 15 Months for the price of 12
- Must be current SDHS member
- Must not be a current SD Floral Association member
- Membership fee: Individual/\$35; Family/\$50 (two or more names at same address)
- This is a web-only offer available from January 1 to March 31, 2012
- Sign up at: www.sdfloal.org/membership.htm
- SDFA website: www.sdfloal.org ☘





THE REAL DIRT ON...

By Linda Bresler

Harriett Barnhard Wimmer

Following in Kate Sessions' footsteps, Harriett Barnhard Wimmer became the best-known female landscape architect in San Diego during the middle years of the 20th century. She was born at the turn of the century, and lived through most of its major events. This helped shape her outlook on life and her style of landscape design.

Harriett moved to San Diego at the age of 12 from Corning, Iowa. She basically grew up in San Diego, with its beautiful Mediterranean climate and plants. Her father, a respected dentist, settled the family in Hillcrest near Kate Sessions' Mission Hills Nursery. At the time, Hillcrest was considered a sort of "horticultural haven." Even the school that Harriett attended had been landscaped by Sessions. She was also greatly influenced by the lovely gardens in the Spanish Colonial-inspired Panama-California Exposition of 1915 held in Balboa Park.

Harriett attended Stanford University and returned after college to teach in San Diego. In the mid-1920s she married John Wimmer, another Stanford graduate. Before the Great Depression they traveled often to Europe and lived a comfortable life. Unfortunately, John lost his property in the Midwest during the Depression, and the couple was forced to explore new career options. From 1931-1932 they both studied landscape architecture at the University of Oregon. Harriett immersed herself in the principles of good design and plant composition, and learned the basic techniques of producing working drawings for garden installation.

Harriett and John returned to San Diego in 1934 and re-established their local ties. John became a professor, while Harriett became involved in the Junior League and its newly formed garden club. She also helped her friends design and plant their own landscapes. She was considered to have an artist's eye, with flawless and exquisite taste. She preferred green-leaved gardens with different textures, and white flowers.

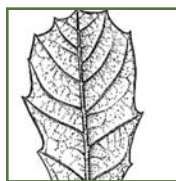
America's entry into World War II changed their lives. John joined the navy, and Harriett taught elementary school at the Francis Parker School throughout the war. By the time the war was over, Harriett had become such a proficient garden designer that her friends persuaded her to take her talents seriously, and open her own landscape architecture office.

In 1951, she established herself in Lloyd Ruocco's Design Center on Fifth Avenue in Hillcrest. Harriett developed strong professional alliances with several young architects during a pivotal era in the profession of landscape architecture. The postwar era in California was an exciting time for landscape design. California design professionals were no longer inhibited by the economic constraints of the Depression or by the material shortages caused by the war. There was also a new international aesthetic awareness permeating the profession. California rapidly became a trendsetter in contemporary design. Professionally, Harriett found herself in the right place at the right time, and her practice prospered.

By the early 1950's landscape architecture became more complex, involving other disciplines and more intricate large-site management.




Wimmer with
Joe Yamada



GOING WILD WITH THE NATIVES

By Pat Pawowski

Scrub Oak



In the autumn, some people get excited about football. Others get excited about acorns.

For acorn-obsessed persons like yours truly, the inclusion of an acorn-producing plant in the yard is a must. What can be more fascinating than a tree adorned with tiny chubby roundish objects, each wearing its own little hat? Admit it, didn't you use the tiny caps as hats for your little dolls, or to cover the heads of small toy soldiers? Entire acorns could be piled into the back of a Tonka truck as pretend cargo.

Of course, the technological child of today would probably consider me crazy; after all, the ubiquitous computer or texting device can offer a child everything – except real life.

Anyway, back to acorns.

Now that you've decided that you can't live without acorns, you might have a problem. Knowing that most acorn-producing trees may grow to be the size of Rhode Island, how can those with smaller yards hope to have an oak tree? The answer, gardening friends, is simple: Acquire a new member for your plant team: the scrub oak.

This compact oak can eventually grow to 15' tall as a shrub or small tree. On a drive through an impossibly-perfectly-landscaped neighborhood, I noticed a large symmetrical evergreen bush. Upon closer inspection I discovered it was *Quercus berberidifolia*, formerly *Q. dumosa*, or scrub oak. I was surprised because in the wild, the multi-trunked scrub oaks really let their hair down, and may sprawl beautifully this way and that. But you, the coach, can call the play: judiciously pruned or un-, your scrub oak will make you proud.

The wonderful *Oaks of California*, by Pavlik, Muick, Johnson and Popper, a very informative book with gorgeous photos, covers ten varieties of scrub, or shrub, oaks. The species that occurs frequently in San Diego County and is most available from native (and sometimes other) nurseries, is *Q. berberidifolia* (try not to get a headache if asked to pronounce it).

Local Native Americans didn't have time to get a headache about the botanical name of scrub oak. Years ago they were too busy making shawii, a sort of pudding and a staple of their diet, from the acorns. It took time and lots of work. For those desiring the recipe, there are numerous websites you can tackle.

In addition to offering sustenance, scrub oak provided sturdy branches used to make "rabbit sticks" which, when thrown correctly, brought down a rabbit to add to the menu. Nowadays, an enraged bunny-plagued gardener might make good use of such a stick. Others in the animal kingdom, such as quail and many types of songbirds, will enjoy the acorns plus the chance to perch in the oak and cheer as you sprint after that rabbit.

Afterwards you, the exhausted hardworking rabbit-stick-tossing gardener, will appreciate a chance to sit down, which you can easily do because scrub oaks don't need fertilizer and don't need much water. They're happy just to be in the sunshine, producing tiny flowers that will develop into wonderful acorns that, in time, will fall to earth.

Touchdown!

Member Pat Pawowski is a writer/lecturer/garden consultant who likes to chase butterflies but not footballs. ☘

Continued on page 16



TREES, PLEASE

By Tim Clancy

Premature Obituary

On June 2nd, 1898 American humorist Mark Twain was quoted as follows: "The report of my death was an exaggeration." If trees could talk the dawn redwood (*Metasequoia glyptostroboides*) could have said the same thing in 1944. Up until that time the tree was only known in fossil records.

When a taxa (organism) is thought to be extinct (dead) and then later discovered to be extant (living) it is called a Lazarus taxa, referring of course to the biblical account of Jesus raising Lazarus from the dead. There are many such taxa.

Keeping in the same vein, when a species is incorrectly identified as a Lazarus taxa only later to be confirmed as a *different* species that looks like what it was erroneously identified as, it is referred to as an Elvis taxa. This is a tongue in cheek nod to all the Elvis impersonators. Who says paleontologists aren't funny?

Since its rediscovery in the Szechuan province of China, the dawn redwood has become a popular ornamental planted around the world. This became possible in large part due to an expedition sent to China from the Arnold Arboretum in 1948. Seeds were collected and then distributed to select universities and arboreta throughout the world.

The bark and leaves look similar to our own California redwoods. It is a fast grower and is short by redwood standards topping out at about 200 feet. Perhaps its most interesting characteristic from our perspective is that the tree, while being a conifer, is not evergreen but deciduous. In the fall its leaves turn color and to the untrained eye the tree looks like it is a diseased redwood.



The fact that the tree looks diseased brings up an important point. It is critical that you are familiar with the species you are dealing with when deciding what, if anything, is wrong with the tree. I know someone who mistakenly cut down a dawn redwood because he incorrectly identified it as a coast redwood and also incorrectly declared it dead.

Make it a point to look at trees throughout the year so you can note various growth characteristics. What color are the leaves in the spring? What shapes are they? Do these things change as the spring turns into summer? One

way to track a tree's health is to note its growth increments from year to year. I have measured growth increments to help determine if a tree is declining. All things being equal, trees of the same species will grow about the same year to year. So when I have one that is not growing at the typical rate I know something is out of sorts. This is easy to see on trees that have had changing access to water. In years when water is plentiful growth increments are normal, but in years when water is limited growth increments are diminished.

For more information on the dawn redwood check out www.metasequoia.org. For information on conifers in general check out the gymnosperm database at <http://www.conifers.org>.

Member Tim Clancy is an International Society of Arboriculture Certified Arborist #WE-0806A. Tim welcomes comments and questions and can be reached at treemanagers@gmail.com. 🌿

SDHS GARDEN TOUR GARDENS OF THE BAY AREA

May 17-20, 2012

By Scott Borden



Join fellow Hort Society members on our spring tour of the San Francisco Bay area, visiting top private and public gardens and select nurseries. Gardens of the Bay Area, scheduled for May 17-20, 2012, is an action-packed tour visiting some of the best horticultural attractions in the East Bay, North Bay and the City. Our headquarters hotel is the Embassy Suites Walnut Creek, an all-suite hotel located adjacent to a BART station and offering complimentary breakfast and happy hour each day. Public garden visits include the UC Berkeley Botanical Garden, the Ruth Bancroft Garden, and the San Francisco Botanical Garden. Nursery stops feature Annie's Annuals (above is my recent photo of president Jim Bishop with Annie) and the Flora Grubb Gardens. In between we will see extraordinary private gardens. **Tour is filling up, sign up soon!**

Our private garden visits will give us exclusive access to truly wonderful gardens such as Jana Olson's Berkeley garden. Built into a stunning canyon, with a year-round creek running under the house and through the garden, her garden is filled with a bounty of plant life and sculptures. Enjoy a myriad of sights: the kitchen garden with chickens, the Grotto of Santa Basura, and a 2-ton granite head in the creek. A wild and woodsy garden, it is topped by the large rustic house dubbed "Camp Shasta" by its occupants, who feel as though they are at home in a park.

On our East Bay day, we'll tour the estate garden of landscape designer Margaret Majua, featuring a mini orchard, cacti, succulents and an inviting pool. Katherine Greenberg's 1.3 acre native garden has been featured in many publications and received a Garden Design Green Award in 2010. Located in Lafayette, the garden features natives, plants that adapt to the local microclimate and California bay trees almost two hundred years old.

Our venture into the North Bay includes the Wave Garden and its spectacular vista of San Francisco Bay. Then we're off to Marin County to visit Roger and Mary Greenberg's exceptional garden in Tiburon. On our way we'll have a private lunch at Jason's Restaurant (opening just for us!), featuring California cuisine with Asian and Italian fusion. We'll end our day of touring with wine and cheese at the garden of Raul Zumba, a huge garden with interesting hardscape, great water features and various sitting areas and garden rooms. Raul maintains the garden beautifully, and his house is small but spectacular.

Our last day is in the City of San Francisco and features a visit to the San Francisco Botanical Garden at Strybing Arboretum (their Japanese Tea Garden is shown here). We're also including several private gardens plus a stop at the amazing Flora Grubb Gardens to see some unique displays and enjoy some shopping.

Space is limited so plan to sign up early. For more information and reservations, visit www.sterlingtoursltd.com or contact Sterling Tours at (800) 976-9497 or info@sterlingtoursltd.com. 🌿






BOOK REVIEW

Reviewed by Caroline McCullagh

Discover Nature in the Garden: Things To Know And Things To Do

By Jim Conrad



I chanced on a library book that I wish I had found in time to recommend as a Christmas gift. *Discover Nature in the Garden* is one of a series of Discover Nature books published by Stackpole Books. Stackpole is a new name for me, but their website says that they have been

publishing for 80 years. They specialize in outdoor sports, nature, crafts, history, military, and regional books. You can check out their wide variety of offerings at www.stackpolebooks.com.

Other books in the series, by other authors, include *Discover Nature: in the Water and Wetlands; in the Weather; in the Rocks*, and *Close to Home*. There are four other books in the series that are available as used books, including *Discover Nature: in Winter; Around the House; at the Seashore; and at Sundown*. *Discover Nature in the Garden* was originally published in 1996 and is still in print, the mark of a good book.

Jim Conrad tells us that he usually writes about the natural history of South and Central America. When asked why he is writing about the rather tame realm of the backyard garden, he answers:

Like a walk in the jungle, a visit to the garden awakens us to the basic fundamentals of planetary ecology. For what's more insightful into the way nature is put together than learning how to manage the relationship between carbon and nitrogen in a pile of compost?

Like a walk along a tropical beach, working in a backyard garden or flower bed heals and renews the human spirit. You'll see for yourself what salutary effects come not only from outdoor exercise, but also from rubbing shoulders with vegetables, pretty flowers, bugs, and soil.

I'm not exactly sure how you rub shoulders with a vegetable, but I'm willing to try, with his guidance.

He divides his book into three sections: plants, animals, and backyard ecology. The plant section covers fruits and seeds, vegetables, flowers, and weeds; starting with a discussion of general principles and giving us a series of plant portraits. The section on animals includes insects, earthworms, spiders, birds, and moles. The ecology section investigates interrelationships in the garden.

The book is filled with pleasing and useful black-and-white line drawings done by the author and also has a number of easy science projects for the beginning gardener. He or she can learn how to observe and record what happens when a flower pistil develops into a fruit, to examine the anatomy of a bean, or see the effects of particle size on soil water-holding capacity.

Discover Nature in the Garden (ISBN 0-8117-2442-5) is paperback, 234 pages long, and includes a selected bibliography. It's \$14.95 new, but as with most books, it's also available for less on line. You can learn more about Jim Conrad at his website www.backyardnature.net. It's worth checking out, as is this book. You'll enjoy sharing it with a favorite child or grandchild. ☺




COMMUNITY OUTREACH

Please contact Susi Torre-Bueno at 760-295-2173 if you'd like to take over writing this column.

BOOK REVIEW

Reviewed by Linda Bresler



Reimagining The California Lawn: Water-conserving Plants, Practices, and Designs

By Carol Bornstein, David Fross, and Bart O'Brien

In their new book, Carol Bornstein, David Fross, and Bart O'Brien make a compelling argument for eliminating the lawn in southern California. "Foot by foot," they claim that the turfgrass lawn "requires more water, labor, fertilizer, pest control, herbicide, and equipment than almost any other type of garden installation." Despite its versatility, they recommend replacing the ubiquitous lawn with a variety of water-conserving alternatives.

The book discusses several alternative landscape possibilities using water-conserving and low-maintenance plants and practices. Bornstein, Fross, and O'Brien ask the reader to "think of losing your lawn as the first step along the garden path of horticultural discovery and delight."

The first suggestion for the home landscape is creating a greensward: a sweep of grass, sedge, or other grass-like plants that provides a surface accessible to varying degrees of foot traffic. The book provides tips on choosing the right grass, along with advice on installation and maintenance. A list of possible substitutes for turfgrass is provided.


The second lawn alternative is creating a meadow. The authors suggest that gardeners might prefer this over the greensward because it includes herbaceous perennials, annuals, and bulbs along with the grasses and sedges. Examples are mentioned of public California gardens having native meadow gardens for visiting. A selected plant list is provided, as well as information on installation and special issues.

Among the other suggestions for replacing a lawn are rock gardens, succulent gardens, carpet and tapestry gardens, kitchen gardens, and green roofs. The history of each kind of garden is discussed, and design, installation, and maintenance suggestions are provided. At the end of each section, a suggested plant palette is provided.

The second part of the book is devoted to describing in detail each of the plants in the previously mentioned plant lists. Pictures are provided, as well as information that the reader needs to decide whether each plant is the best one for the intended landscape. Lists are included that suggest plants for a number of categories such as "dry winds," "frost tender," "hummingbirds," "seashore conditions," and "poisonous/allergenic," to name a few categories.

This informative book provides a wealth of information for those gardeners who wish to institute water-conserving practices in their home landscape. From the various ways to remove a current lawn, to all of the alternatives for a more beautiful and imaginative landscape, everything is included.

The book is available online at a 20% discount – see ad on page 19. ☺



NOTES FROM THE EDITOR

By Susi Torre-Bueno

New Format for the Plant Display

At most meetings members bring in plants, cuttings or flowers and put them in blue bottles on tables in the front of the meeting room. What a great way to learn about what plants grow well in our area. Evelyn Torre-Bueno (my sweet 90-years young mother-in-law) has suggested some changes that the board has enthusiastically decided to implement, starting with the January meeting. We think this modified format will make the plant display more interesting and make it easier to compare different types of plants.

Each month the display will highlight one type of plant, and we'll have an expert on hand at the table to talk informally about the plants and answer your questions. Most categories are related to what our speaker will be discussing. Members can still bring anything they wish, but we hope you'll try to bring plants in these categories:

- ❖ January 9 – Aloes and other succulents. Expert Patrick Anderson's spectacular 2-acre garden in Fallbrook has been featured in several books and on many garden tours. Read about it on Debra Lee Baldwin's website: http://www.debraleebaldwin.com/images_articles/PatrickAnderson.htm.
- ❖ February 13 – Trees (expert: Tim Clancy)
- ❖ March 12 – Flowering bulbs/corms/tubers (expert: Mary McBride)
- ❖ April 9 – California native plants (expert: Greg Rubin)
- ❖ May 14 – Bonsai (Phil Tacktil)
- ❖ July 9 – Unusual or rare plants
- ❖ August 13 – Edibles
- ❖ September 10 – Annuals and perennials
- ❖ October 8 – Orchids (expert: Charley Fouquette)
- ❖ November 12 – Shrubs
- ❖ December 10 – Anything goes!

We hope you'll want to share your garden with others and bring plants in these categories. As always, we encourage you to write descriptions similar to those on page 17. **Join the fun and bring something from your garden for the January 9 meeting.**

Do You Have a Blog?

We invite our members who have blogs to let us know so we can put this info in the newsletter. We have such a talented group, we'd love to help showcase all the interesting stuff our members do. If you have a blog, please email the address, plus your name and 1 sentence about the blog to Susi Torre-Bueno at newsletter@sdsdhortsoc.org. Deadline for a listing in the February newsletter is Jan. 12th. Listings will appear after that as space allows. ☺



MY LIFE WITH PLANTS

By Jim Bishop

This is a continuing series of articles that chronicle Jim Bishop's experiences with plants and the effect they have had on his life.

Last month I discussed how in the early 1960's my parents had the front part of our house in Plantation, Florida professionally landscaped. This month I discuss the remainder of the landscape and the plants. The back and side yards were planted by my mother with plants that intrigued her; were given to her or which she had seen in other gardens. I suppose you could generously describe my mother's gardening style as "early sustainability." However, it could probably more realistically be described as Darwinian, as in survival of the fittest. Luckily, most of the year around 3:00PM we had tropical showers blow in from the Everglades, resulting in an average rainfall of over 60 inches and over 140 days per year with rain. Watering was seldom the problem.

The back yard was a large grass rectangle. The neighbor on one side installed a chain link fence. The neighbors behind us and on the other side planted hibiscus hedges. There was a screened-in patio off the living room. Mother laid a path of square concrete pavers from the carport around the side of the house to the back screen door. The walkway soon would be overgrown and almost impassable. The master bedroom stuck out from the back of the house. Along the bedroom wall mother planted trumpet vines, *Bignonia campsis*, which quickly covered the wall and grew up onto the roof. At the corner of the house she planted leftover Christmas poinsettias. These, too, quickly grew taller than the house and bloomed each fall and winter, looking nothing like the short greenhouse-grown plants. Across the back of the lot there were several 18" squares cut into the lawn. In these mother planted fruiting plants: strawberry, raspberry, orange and grapefruit. To my young designer eye, it seemed strange that the squares didn't all have trees the same size and type of plant.

Against the screened patio and along the back and side of the house, mother grew an assortment of plants. There were small palms, begonias, sweet potatoes, crotons, pineapples, bromeliads, firecracker plant (*Russelia equisetiformis*), sansevieria, mother of thousands (*Kalanchoe daigremontiana*), coleus, white and lavender periwinkle (Madagascar vinca, *Catharanthus roseus*) bougainvillea, *Euphorbia milii*, bananas, tomatoes, papaya, chrysanthemums, and just about anything else that grew easily in South Florida. Mother's favorite was the Swiss cheese plant (*Monstera deliciosa*), which climbed the wall under the kitchen window. While the garden wouldn't win any garden design competitions, it was definitely a great place to learn a lot about many different plants.

I didn't much care for the plants with thorns or serrated edges. The bougainvillea quickly outgrew its space, making it impossible to get out the screen door without getting stabbed. The pineapples and bromeliads grew too big to be able to safely navigate around them to the hose faucet. The banana would bloom, which we found fascinating, but then produce undersized bananas. By observation and trial and error, I learned to propagate many of these plants from cuttings or seeds. Things rooted quickly in the wet sand. My favorite was putting coleus cuttings in a cup of water and checking daily for new roots...and mosquito larvae. I also loved looking at the leaves of *Kalanchoe daigremontiana*, lined with little baby plantlets, and seeing how the ones that landed on the ground sent out new roots.

Inside the screened patio, mother would grow "air plants" that she found on the golf course and other places. She attached them to wire coat hangers



Jim (in Cub Scout uniform) with poinsettia

First Garden Tour of the Year!

Join the San Diego Horticultural Society and La Mesa Beautiful
In celebrating the La Mesa Centennial with a
Garden Tour for the Senses



Saturday, March 31, 2012, 9 AM to 4 PM ~~ Nine Private Gardens in La Mesa

This month we highlight three of the ***nine private gardens*** on our Spring Tour; the others will be featured in the next two newsletters, and all gardens are on our website. This generosity of gardens on tour assures there is something for everyone. Whether you visit all the gardens or choose those that interest you the most, all of your senses are in for a treat.

Our tour begins at Briercrest Park: a sensory park with sculptural and mosaic installations by world-renowned artist James Hubbell. An incredible visual treat, the herbs and fragrant flowers here delight the sense of smell, while water features and wind chimes are music to the ears and the texture of lambs' ears and other unusual foliage plants are exquisite to the touch.

Nine unique private gardens in the beautiful Mt. Helix area of La Mesa, appropriately known as the Jewel of the Hills, will continue to delight the senses. From the extraordinary fragrance of hundreds of roses in a rose garden, to a bountiful organic edibles garden, to water-wise gardens with lavish color and fascinating textures, this tour showcases gardens to enchant *all* your senses: sight, sound, smell, touch, and taste.

As an extra treat, you have an opportunity to purchase rare and unusual shrubs, perennials and trees from Perennial Adventure display garden and nursery. This nursery, the only one in La Mesa, emphasizes easy care plants with interesting foliage, texture and color.



Named "Most Eclectic Garden" for 2011 by *San Diego Home/Garden Lifestyles* magazine, there are many unusual and edible trees plus palms, gardenias, roses, and shrubs native to South America and Africa. The sound of streams flowing is an auditory delight adding to the fragrance and striking visual beauty of the garden.



Featured in *San Diego Home/Garden Lifestyles* magazine, this mid-century home boasts a 1-acre drought-tolerant garden. Terraced areas include productive veggie beds, a chicken coop, and a fruit tree grove, while paths wind in a field of lavender, rosemary, sages, and aromatic natives.



Also featured in *San Diego Home/Garden Lifestyles* magazine, this garden's diverse palette ranges from water-loving tropicals to drought tolerant succulents. Waterfalls and streams provide both soothing sounds and a shady retreat, while whimsical statues, fountains, and rock carvings add a sense of whimsy.

**Advance purchase tickets for members of SDHS and La Mesa Beautiful will be \$20, non-members \$25.
Day of tickets will be \$25 for all.**

- For tickets and information go to the San Diego Horticultural Society website: www.sdhortsoc.org/events.
- Day of tickets will be available at Briercrest Park, 9001 Wakarusa Street, La Mesa, CA 91941 from 9AM to 1PM.
- To encourage carpools, each vehicle with at least 4 people will receive one FREE meeting pass (a \$10 value).



No tickets will be mailed. You will receive a map when you check in at Briercrest Park.

Questions? Contact tours@sdhortsoc.org or 619-296-9215

By purchasing a ticket I understand that I will tour these gardens at my own risk. Host gardens, La Mesa Beautiful, and San Diego Horticultural Society assume no liability whatsoever. This tour is not handicapped accessible. No pets are allowed.



PACIFIC HORTICULTURE SPRING TOURS

By Scott Borden

The San Diego Horticultural Society is proud to be a sponsor of Pacific Horticulture Society, whose 2012 tour season begins in March with the sold-out Gardens & Historic Houses of Savannah & Charleston.

Space is still available for April's **Mallorca & Menorca: Gardens, Art and Cuisine**, led by former PacHort president Katherine Greenberg. The phenomenal itinerary includes visits to top private gardens, country estates, art galleries and more. A local guide provides insight into the history and culture of these fascinating Spanish islands.

In May, noted garden photographer Allan Mandell hosts **Kyoto: More than Gardens**. Guests stay in a traditional Japanese ryokan and spend their days visiting rustic Shinto shrines, serene temple gardens and a pottery village – even a lesson with an ikebana master. The iris photo here was taken by Mandell.

Natural History of Santa Cruz Island is scheduled for June, with guests staying at the University of California research station and taking guided day trips by foot and 4-wheel drive vehicle to view the unique flora and fauna of the island.



Currently under development is **Gardens of Oahu and Kauai**, slated for autumn 2012, which will include visits to top public and private gardens and perhaps a visit to the late Doris Duke's Shangri La.



For more information, contact Sterling Tours 800-976-9497 or visit www.sterlingtoursltd.com.



2012 San Diego County Fair

Call For Bids

Flower and Garden Show

We are soliciting proposals to design the featured landscape for the entrance to the Flower and Garden Show.

This display is for educational and entertainment purposes and must strongly represent the Flower and Garden Show theme, **Cosmic Spaces**, which complements the Fair Theme, **Out of This World, Universe Invited**.

The display area is ~30' x 40'.

Proposals should not exceed \$15,000.

Please contact Jayna Wittevrongel at 760-809-6327 for details.

Proposals must be submitted by April 2, 2012.

The contract will be awarded by April 9.



WHY YOU SHOULD JOIN PROJECT NOAH!

By Ava Torre-Bueno

Project Noah (www.projectnoah.org) is a naturalist's social-networking site that both allows you to be helpful, and to get the help you need in identifying plants and other organisms you've taken pictures of.

You upload your own photos and identify them. Others admire them with a comment or a ♥. Or, you upload plant or animal spottings you can't identify and ask for help. People all over the world are on Project Noah, so soon you have gotten a suggestion for identifying your mystery plant, bug, mammal, fungi, sea-creature, etc.

You can assign your spottings to "missions." These are actually research projects by scientists around the world who are crowd-sourcing information from you and others on Project Noah.

In addition to uploading your own photos, you can help other people identify what they've uploaded, which is why I think San Diego Horticultural Society members should get involved with this fun project. There is so much KNOWLEDGE in the aggregated SDHS membership – you could be helping people identify so many plants and bugs! And you could be learning about plants from all around the world.

Best of all, you get electronic merit badges! Take a peek at my page to see how this all looks: <http://www.projectnoah.org/users/Ava+T-B>.

Hope to see you soon on Project Noah! 🌿

▼ SDHS SPONSOR



Create a serene setting with landscape materials from SWB. Visit our two locations in San Diego.



Southwest Boulder & Stone
Fallbrook - 760.451.3333
Pacific Beach - 619.331.3120
www.southwestboulder.com

WELCOME NEW MEMBERS We encourage our 1300+ members to be active participants and share in the fun; to volunteer see page 2. A warm hello to these new members:

We welcome Vertical Garden Solutions as our newest sponsor; see their ad on page 15 (www.verticalgardensolutions.com).

Dianne Broussard

Tracy Keen

Susan Pook

Kris Winter

NEW ADVERTISERS:
CALIFORNIA CENTER FOR
SUSTAINABLE ENERGY (INSERT)

SUNSHINE CARE (PAGE 18)

VERTICAL GARDEN SOLUTIONS (PAGE 15)

HORT BUCKS ARE GREAT!

Kudos to these members whose friends joined in 2011; they earned Hort Bucks worth \$5 towards Opportunity Drawing tickets, name-tags, Plant Forum CDs or dues. To get your Hort Bucks ask your friends to give your name when they join.

Kimberly Alexander (1)

Ann Beckett (1)

Bill Beckett (1)

Joyce Berry (1)

Jim Bishop (4)

Scott Borden (1)

Alyson Breathed (1)

Linda Bresler (1)

California Mycorrhiza (2)

Zephyr Carlyle (1)

Sharon Corrigan (1)

Pat Crowl (1)

Cuyamaca College (1)

Chris Drayer (1)

Kathy Esty (2)

Margaret Grasela (3)

Devonna Hall (1)

Julie Hasl (1)

Joan Herskowitz (1)

Eva Heuser (1)

Pat & Willey Humphrey (1)

Linda Johnson (1)

Robin Karmousky (1)

Barbara Komur (1)

Vincent Lazaneo (2)

Amelia Lima (1)

Cathy McCaw (1)

E. Tyler Miller (1)

Lesley Mills (1)

Elf Mitton (1)

Jane Morton (1)

Anne Murphy (2)

Susan & Frank Oddo (3)

Paige Perkins (2)

Una Pierce (1)

Barbara Raub (5)

Sue Ann Scheck (2)

Jackie & Randy Schwartz (1)

S.D. Floral Assn. (1)

Sam Seat (1)

Linda Shaw (2)

Pam Skirgaudas (1)

Bobbie Stephenson (1)

Sue Toeniskoetter (2)

Ava Torre-Bueno (1)

Susi Torre-Bueno (2)

Darlene Villanueva (1)

Pat White (1)



SPONSOR MEMBERS (names in bold have ads)

Agri Service, Inc.

Anderson's La Costa Nursery

Aristocrat Landscape,
Installation & Maintenance

Barrels & Branches

Botanical Partners

Briggs Tree Company

Buena Creek Gardens

California BeeWorks

California Mycorrhiza

Carts On The Go

Cedros Gardens

City Farmers Nursery

Coastal Sage

Gardening

Columbine Landscape

Cuyamaca College

www.EasyToGrowBulbs.com

EuroAmerican

Propagators

Evergreen Nursery

Forget-Me-Not

Landscape Design

Glorious Gardens

Landscape

Grangetto's Farm &

Garden Supply

Green Thumb Nursery

Innovative Growing

Solutions

Kellogg Garden

Products

KRC Rock

LandscapeNetwork.com

Legoland California

Living Green Design

Solutions

Mariposa Landscape

and Tree Service

Mary's Good Snails

Moosa Creek Nursery

Multiflora Enterprises

Nature Designs

Landscape

Pearson's Gardens

ProFlowers

Renee's Garden

San Diego County

Water Authority

Solana Succulents

Southwest Boulder

& Stone

Sunshine Care

St. Madeleine Sophie's

Center

Sterling Tours

Sunshine Care

Sunshine Gardens

www.TheMulch.com

The Wishing Tree

Company

Tree of Life Nursery

Vertical Garden Solutions

Walter Andersen

Nursery

Weidners' Gardens

Pat Welsh

Westward Expos

LIFE MEMBERS *Horticulturist of the Year

Chuck Ades* (2008)

Walter Andersen* (2002)

Norm Applebaum &

Barbara Roper

Bruce & Sharon

Asakawa* (2010)

Gladys T. Baird

Debra Lee Baldwin

Steve Brigham* (2009)

Laurie Connable

Julian & Leslie Duval

Edgar Engert* (2000)

Jim Farley

Sue & Charles Fouquette

Penelope Hlavac

Debbie & Richard Johnson

Lois Kline

Vince Lazaneo* (2004)

Jane Minshall* (2006)

Bill Nelson* (2007)

Tina & Andy Rathbone

Jon Rebman* (2011)

Peggy Ruzich

San Diego Home/

Gardens Lifestyle

Gerald D. Stewart

Susi & Jose Torre-Bueno

Don Walker* (2005) &

Dorothy Walker

Lucy Warren

Evelyn Weidner* (2001)

Pat Welsh* (2003)

Betty Wheeler

CONTRIBUTING MEMBERS

Philip Tackill & Janet Wanerka

René van Rems

DISCOUNTS FOR MEMBERS

Get a 15% discount at Briggs Tree Co. (www.briggstreet.com; tell them to look up the "San Diego Hort Society Member" account).

Get a 10% discount at San Diego Botanic Garden on Family/ Dual or Individual memberships. Just state you are a current member of SDHS on your membership form. It cannot be done online, so mail it in or bring it to the Garden. Info: pisley@SDBGarden.org.

For the Grangetto's Preferred Savings Program go to www.Grangettos.com.

SEE THESE ADS FOR MORE DISCOUNTS: Barrels & Branches, Botanical Partners, Buena Creek Gardens, California BeeWorks Cedros Gardens, IGS, Pacific Horticulture, Solana Succulents, Southwest Boulder & Stone and The Plant Man.



The weather outside is frightful but the Garden is so delightful! Why? This is the perfect time of year to see our aloes in bloom. Whether you are a botanist, horticulturist or one with only a passing interest, their remarkable beauty is greatly appreciated.


The genus *Aloe* is native to Africa, the Arabian Peninsula, and Madagascar. At SDBG, aloes can be found in several places including the Old World Desert, the African, South African, and Middle East Gardens, the Herb Garden, Fire Safety and the Undersea Garden.

The well-known *Aloe vera* has been in cultivation so long that its true origin is a mystery. Drawings of aloes date back to ancient Egyptian times. Worldwide, aloes are noted in legends and books of cures. The juice, specifically *Aloe vera* juice, has been used in pharmaceutical preparations for the skin, treatment of burns and for ingestion. Nearly all aloes have some healing property.

With close to 500 unique species of aloe, the genus provides a wide array of different growth forms, from trees to shrubs, and groundcovers to vines. New aloe hybrids, such as the 'Grassy Lassie' aloe, have become popular as well, with their strikingly bright orange bloom. Some even bloom more than once a year, while many others are smaller in size with striking foliage and useful in containers. In general, most aloes bloom in late fall and winter when the Garden is lacking the vibrancy of the spring and summer blooms.

Some of the highlights in our Garden are the shrubby candelabra aloe, *Aloe arborescens*, a mainstay in several of our landscapes; *Aloe vanbalenii*; *Aloe mutabilis*; *Aloe succotrina*; and *Aloe globuligemma*. Even the vining *Aloe ciliaris* can be seen in full glory now during the cool, wet months of winter.

Aloes are known to be low maintenance and versatile. These plants are ideal for San Diego County as they are both fire resistant and drought tolerant. They store water in their leaves for periods of low rainfall. This stored water also keeps the plant from catching fire, making them one of the best plants to grow in your San Diego garden. Visit the Garden today to see these wonderful displays! ☺



A SISTERHOOD OF TRAVELING GARDENERS

By Sally Sandler

Twenty-first century travel definitely takes its toll. We separate from loved ones, suffer long commutes, ward off illness, cope with crowds, and upset our inner clocks. When I personally arrive at my travel destination, I'm desperate for the soothing rhythms of nature to ground me in the here and now. Once in a while I'm lucky enough to be visiting family members who invite me to garden a bit. They know it's one of the key things that helps me adjust and feel anchored in my new location. And I have reason to suspect there are others like me out there, a sisterhood of traveling gardeners who, given the chance, might also find solace and sanity by digging in the dirt.

Not long ago, for example, an acquaintance traveled here from Virginia to visit her California family. I could see she was weary from work, and her thoughts were scattered from changing time zones, but on a hunch I invited her to join me the next day for a volunteer work party at San Diego Botanic Garden. (Yes, I've been accused of shamelessly recruiting help from all possible sources.) Though exhausted from travel, she gamely prepared for my early morning arrival, arranged my visor on her head in a charmingly cock-eyed way and grabbed some garden gloves.

In no time at all, she leaned into the work of grooming shrubs and flowers with the ease and energy that comes from doing something second nature. We relished the experience of stooping and clipping, raking and hauling, exchanging stories and sharing food with the group like members of an extended family. Hours later when we said good-bye, I realized she was part of a sisterhood of like-minded souls. Her cheeks glowed, not just from California sun, but also from what I recognized as the joy that a morning of gardening and good honest sweat can bring. I'm told that the rest of her family visit was one of the best ever. Whether her personal renewal was purely a coincidence or related to that morning outdoors, who can really say? But I believe this nature connection is just the tonic for the weary traveler of life.

Feeling connected to something deep and timeless is good for our wandering souls. And the simple acts of gardening—digging, working the dirt, planting and watering—connect us to those who have dug, planted and harvested long before. I experienced it myself this fall when I traveled to Maine for a father-daughter visit. After the initial novelty wore off and we relaxed into our family roles, I scooped up Dad's bucket of tools and headed for his rock garden just up from the shore.

Years ago, in the early stages of Parkinson's disease, my mother designed this precious space. Mom always wanted a rock garden, and on retiring from California to Maine, she found this the ideal place to pursue her dream. I gently removed weeds overtaking thyme and sedum and freed up a miniature blue spruce, a Japanese barberry, and a surprise daylily. I imagined her planting these things herself, her hand on this rock, this shrub, these tools. Was she daydreaming like I was then? Did she find hope as I did in the promise of blooms bursting with spring? Perhaps she found escape here from the prospect of physical limitations she knew would inevitably come. Whatever the answers, we were connected across time through this peaceful ritual. Eventually I removed my gloves, comforted in knowing that Mom is firmly rooted in my sisterhood, too.

Of course my own sister is an authentic member of this sorority. During my autumn visit to her North Carolina home, she recognized my need to be grounded so we chose to forgo sightseeing on day one in favor of gardening. We stayed low to the earth at first. I wondered what her soil would feel like and stooped to gather some of the dark chocolate stuff mounded high in a curved island bed. Why was

I not surprised? Naturally her earth was rich and crumbly like a brownie since she faithfully feeds it with compost and mulch.

Together we lifted, divided, and transplanted lambs ear, daylilies, and bearded iris. This type of propagation is one of my favorite garden pastimes: It offers the immediate gratification of having more beauty without spending a dime! We graduated to pruning and got into a rhythm cutting back *buddleia*, *philadelphus*, spindly asters and Russian sage in preparation for the winter months ahead. Dirt streaked and sweaty, we were deeply connected again, sharing the language of gardening yet barely saying a word. The hours passed too quickly, and we collapsed onto the grass under a canopy of elms, the gift of togetherness planted firmly in our hearts, and me with my feet planted happily in the ground.

If only more things in life were this simple. If only we could more routinely find our way to gardens to combat the demands imposed by travel and just plain everyday life. (Maybe they should be designed into airports for the hurried traveler who needs grounding in this transitory world.) Author May Sarton said, "Everything that slows us down and forces patience, everything that sets us back into the slow cycles of nature, is a help." And whether it be in sisterhood, or brotherhood, in travel or at home, we need all the help we can get.

Member Sally Sandler is the website coordinator for SDHS, as well as a docent and volunteer gardener at San Diego Botanic Garden. Her grandson will be able to enjoy her backyard, which is a dedicated wildlife space and sustainable cutting garden. 🌿



AN ANTHOLOGY OF FLOWERY WORDS

By Richard Lederer

An anthology is a collection of literary, musical, or artistic works gathered in a single setting. The Greek forebear is *anthologia*: *anthos*, flower + *lego*, "gather" = "a gathering of flowers." Our English language is made more exquisite and colorful by an anthology of flowery words:

- The English used to call the yellow, shaggy weed a "lion's tooth" because the jagged, pointed leaves resemble the lion's snarly grin. During the early fourteenth century, the lion's-tooth plant took on a French flavor and became the *dent-de-lion*, "tooth-of-the-lion." Then it acquired an English accent: *dandelion*.
- In Greek mythology, the blessed spent their afterlife in the Elysian fields, which were carpeted with a flower the Greeks named *asphodelos*. Over time the word acquired an initial *d* and eventually became *daffodil*. That's fortunate because we now have the best of all flower palindromes: *lid off a daffodil*.
- Also from ancient mythology we inherit *narcissus*, a handsome and usually white or yellow flower. The name echoes the ancient Greek myth of the handsome Narcissus and the doomed Echo. Echo was a beautiful nymph who once upon a time aided Zeus in a love affair by keeping Hera, his wife, occupied in conversation. As a punishment for such verbal meddling, Hera, the queen of the gods, confiscated Echo's power to initiate conversation and allowed her to repeat

Continued on page 12

Steve & Shari Matteson's

BUENA CREEK GARDENS

*Not Just a Plant Nursery, A Botanical Destination!
Come stroll our 4-Acre Display Gardens, Have a Picnic,
Read a Book Amongst the Redwoods or Giant Bamboo...*

Visit our website
www.BuenaCreekGardens.com
for details about
special activities this month

FALL & WINTER HOURS:
Open Wed - Sun 9am to 4pm;
Closed Mon & Tues



418 Buena Creek Road
San Marcos, 92069
(760) 744-2810

www.BuenaCreekGardens.com

10% discount for SDHS members

only the last words of anything she heard. Such was a sorry enough fate, but later Echo fell madly in love with an exceedingly handsome Greek boy, Narcissus, who, because of Echo's peculiar handicap, would have nothing to do with her. So deeply did the nymph grieve for her unrequited love, that she wasted away to nothing until nothing was left but her voice, always repeating the last words she heard. The fate that befell Narcissus explains why his name has been transformed into words like *narcissism* and *narcissistic*, "pertaining to extreme self-love." One day Narcissus looked into a still forest lake and beheld his own face in the water, although he did not know it. He at once fell in love with the beautiful image just beneath the surface, and he, like Echo, pined away for a love that could never be consummated.

- *Daisy* was created in Old English from the poetical "day's eye." The flower is indeed a metaphor waiting to be born, with its sunburst center, its radiating white petals, and its sensitivity to the progress of the day, opening during the sunny hours and closing in the evening and extinguishing its brightness. The poet Geoffrey Chaucer, without benefit of any linguistic manual, referred to the sun as "the day's eye, or else the eye of day."

- The unusual double bulbs of the orchid bear an uncanny resemblance to male gonads. That's why the beautiful and expensive flower receives its name from the Greek word for "testicle," *orkhis*. More than two thousand years ago, Pliny the Elder observed, "Mirabilis est orkhis herba, sive serapias, gemina radice, testiculis simili." Even if you don't know Latin, I'm confident that you can deduce the meaning of the first and last parts of that statement. Pliny believed that just holding an orchid in one's hand would expand sexual desire.

- Of the various plants associated with the Christmas season, the *poinsettia* possesses the most intriguing history etymologically. A Mexican legend tells of a penniless boy who presented to the Christ Child a beautiful plant with scarlet leaves that resembled the Star of Bethlehem. The Mexicans named the plant *Flor de la Noche Buena* ("Flower of the Holy Night"). Dr. Joel Roberts Poinsett, the first U.S. minister to Mexico, discovered the Christmas flower there in 1828 and brought it to this country, where it was named in his honor in 1836. The flaming poinsettia has become one of the most popular of Christmas plants—and one of the most misspelled and mispronounced (*pointsettia*, *pointsetta*, *poinsetta*) words in the English language.

- When we call someone *precocious*, we are complimenting a talent of theirs that they evince at an early age. *Precocious* literally means "cooked too early," from the Latin *prae-*, "before," and *coquere*, "to cook." The word was first used in English to describe plants that blossomed or produced fruit prematurely.

- The *tulip*'s cup-shape "mouth" may remind you of "two lips," but that is not how the flower got its name. The Dutch borrowed tulip from the French (*tulipan*), who purloined it from the Turks (*tulband*), who noted that the shape of the flower reminded them of a turban.

Author Richard Leterer is the author of more than 35 books about language, history, and humor, including his best-selling *Anguished English* series and his current book, *The Gift of Age*. For nearly a decade he was the co-host of the weekly radio show, *A Way with Words*, broadcast by KPBS, San Diego Public Radio. He has been profiled in magazines as diverse as *The New Yorker*, *People*, and the *National Enquirer* and frequently appears on radio as a commentator on language. He has been named International Punster of the Year and Toastmasters International's Golden Gavel winner. Enjoy more of his wordly insights at <http://www.verbivore.com>. 🐘

Great Results Start with Great Soil!



KelloggGarden.com
is proud to support the
San Diego Horticultural Society
for a greener world





WHAT'S UP AT ALTA VISTA GARDENS

By Bryan Morse

Ceremonial Garden

A long time coming, the Ceremonial Garden at Alta Vista Gardens (AVG) in Vista was first conceived in 2004 in the early stages of planning the first official Master Plan. In the second half of 2010 the design for the Ceremonial Garden was completely revised by environmental artist Bryan Morse. He presented a new vision for the space that included a pond with a dynamic sculpture in its center. The pond will eventually serve as the headwaters of the stream system that will feed the future Pan-Asian Garden Lake.

Translating vision into reality, the AVG Board is proud to announce that the Ceremonial Garden pond was filled with water just before Thanksgiving. Rising out the water is Lia Strell's powerful sculpture (shown below) named 'Golden Torsion.' Acquired by AVG during the past year, this sculpture first graced the San Diego Harbor as part of the Urban Trees exhibit.

With this new pond completed the Gardens plans to proceed with the installation of a 16' diameter rose-covered gazebo to the west of the pond on an ocean view promontory. This will be followed by the landscaping of the Ceremonial Garden meadow (to the west of our new outdoor kitchen area) with water thrifty *Dymondia margaretae* groundcover.

To learn more about Alta Vista Gardens, where "from garden art to sculptures, to walkways and walls created by some of the area's most talented artisans will be on display," visit <http://www.altavistagardens.org>.



PACIFIC HORTICULTURE

You may not be aware that SDHS is a sponsoring society of the Pacific Horticulture Society (PHS). The Society publishes the full-color quarterly magazine *Pacific Horticulture*. Written by and for gardeners on the West Coast, *Pacific Horticulture* presents passionate and informed articles written by gardeners familiar with the opportunities and constraints of gardening in a mostly Mediterranean climate. SDHS members receive a 36% discount (\$10 off) on Pacific Horticulture Society membership. To take advantage of this great membership benefit, you can join PHS online on our website at www.sdhortsoc.org/ordernow.htm; scroll down to "Pacific Horticulture membership and magazine" to place your order...

▼ SDHS SPONSOR

Over 500 types of
stone and boulder for your
Water-Wise Garden.

Flagstone
Pavers
Pathway DG
Boulders...
and so much more...

Our creative and
knowledgeable staff
will help you make the
best selections for the
garden of your dreams.



Natural Stone & Boulder Supply

San Marcos (760) 744-1036

Poway (858) 748-3953

Lakeside (619) 443-8153

1 800 KRC ROCK (1 800 572-7625) www.KCRCRock.com

▼ SDHS SPONSOR

Coastal Sage Gardening
Garden Design and Maintenance

Ca. Contractor License # 920677

Water Drainage
Water Holding Tanks

Soil Analysis

Soil Amending

Mulching

Plant Labeling

619 223 5229

coastalsage.com



**AGRI
SERVICE**

SUSTAINING THE CYCLES

Organic Recycling
Mulch
Soil Amendments



**Prevent muddy quagmires ...
Wood Mulch on SALE
during January!**

Refresh pathways, dog runs and unplanted
areas with wood mulch to alleviate mud.

800 262 4167

www.AgriServiceInc.com Sharon May 760-275-9830



SHARING SECRETS

This column is written by you, our members! Each month we'll ask a question, and print your responses the following month. You can find copies of previous Sharing Secrets on our website at www.sdhortsoc.org/sneak_peek_3.htm.

The question for this month was:

What plant in your garden is now among the largest, but was very small when you got it? (Question inspired by Sue Fouquette.)

John Bagnasco told us: "I have a Kauri Tree, *Agathis robusta*, that I planted from a seed that I got from New Zealand about 30 years ago. It now stands about 40' tall. The show-stopper at the moment is my *Furcraea maccougalli* that I bought in a 4" pot from Grigsby's Cactus in Vista about 25 years ago. It stands about 15' tall, but within the last two weeks has just put out a spectacular 20' bloom stalk! The flowers (of which there are thousands) remind me a little of cymbidium orchids."

Vivian Blackstone replied: "All my fruit trees: Apples Anna, Mutsu, and Black Arkansas; Figs Strawberry, White King, Kadota, and Brown Turkey; Peaches Chinese Donut, Southern Sweet, and Freestone; Tangelo; Orange; Lemons Meyer and Eureka; Bearss Lime; 2 types of Asian Pears; Australian Finger Lime; 5 kinds of grapes; blackberries, boysenberries, strawberries; and all my tomatoes (still growing in early December)."

Sue Fouquette said: I don't know if it's the best thing I ever purchased, but it's the biggest: a *Ginkgo biloba*, Maidenhair Tree. I don't know what year I purchased it for 25 cents in a 2-inch pot at a florist shop on El Cajon Boulevard, but it was long before I met Charley 34 years ago. It thrived in containers at my apartment in Mission Hills. It's been in our front yard ground in Fletcher Hills for 24 years and is approximately 65 feet tall and beautiful.

Phil Hunter has an uncommon tree: "Back in 2002 when we moved into our new home, we planted a bunch of one gallon Proteas, Leucodendrons, Leucospermiums and Banksias. One of those was a 1-gallon *Leucodendron argenteum* (Silver Tree) that was barely a foot tall. Today it is a magnificent tree standing 25' tall and has beautiful silver gray foliage."

Patti Keyes has an exuberant shrub: "A couple of years ago, I bought a 1-gallon White Rockrose and planted it among others in a garden strip along a path outside of our west-facing bedroom windows. Expecting a 3'-4' bush, it has grown into a hardy 10' tree! The spring blooms are few, delicate, pretty - a refreshing snow white, but its sheer determination to thrive and shoot upwards makes it a favorite of mine (I believe it turns out to be a *C. laurifolius*). Tiny bush-tits made a fascinating long pouch nest in the upper branches last spring, which I have left there as a reminder of Nature's ingenuity and willingness to co-exist with humans living, loving and sleeping just a few feet away."

Janet Milliken's large plant is "an hydrangea that started as a mini gift in a very little pot. It's now thriving as a 2-1/2 foot mophead."

Bryan Morse wrote that: "The *Malvaviscus arboreus* var. *mexicanus* (Turk's Cap) I planted as a small 1-gallon plant is now over 20' across. I love to add this plant into my jobs because it is so unique and so prolific, but is also very rare in the nursery industry. When I last



Connect With
Gardeners

Receive
Personalized
Plant Care!

Get Practical
Advice

Ask Questions
& Get Answers

FREE

**Personalized
Plant Care Just
Got Easier!**

Tell us three plants in your garden and
we'll create your monthly care reminders
for free! Visit www.theMulch.com today.

Plant. Grow. Share.

visited the San Diego Zoo there was one that had climbed at least 40' vertically up the posts of that ramp that rises to the restaurant with the view of the center of the zoo. What an amazing plant!"

Anita Noone has a huge native oak: "The first California Sycamore (*Platanus racemosa*) that I planted from a 1-gallon can is now the tallest thing in my yard - it towers over every building in sight. More impressive and sustainable, though not yet certifiably huge, are my volunteer Catalina Cherry (*Prunus lyonii*) trees. I've moved 6" high sprouts to areas where they will work as screens and they are rapidly shooting up toward a mature height of (I hope!) 40 feet."

Dale Rekus has a thriving cutting: "I got a small piece of *Plectranthus barbatus* and it grew over 6' tall in a year. Even better is the fact that it is really easy to grow, somewhat drought tolerant and has just started putting out gorgeous blue flower spikes for the next several months."

Diana Scott said her big surprise is "*Ficus benjamina*!"

Nathan Smith's really fast-growing tree is: "*Dodonaea viscosa* 'Purpurea', the purple hopseed bush. I planted them from 5-gallon pots (18" tall) in March of 2010; they're now 12' tall!"

Pat Welsh replied: "In 1979 I attended a Garden Writer's convention in San Francisco. We were all given tiny Afghan pines (*Pinus elderica*) to 'try out.' How do you try out a tree? I stuck it in the ground on the north side of my property next to the road. It is now 45 feet tall and has a bougainvillea climbing into it. It would be taller but when it was about 15 feet tall I noticed the tendency of Afghan pines to become too rangy with somewhat floppy side branches going out too far. I wanted to strengthen those side branches, so I asked my gardener to use our tall pruning hook to cut a foot or two off the tips of all the side branches but NOT TO TOUCH the central leader. Quick as a wink and before I could stop him he whacked off the top of the tree."

Roy Wilburn has "started Durantas as cuttings. Growing fast and need continual pruning and thinning to stay under control."

Anne Wolfe has happy outdoor indoor plants: "When Denny and I moved into our home 35 years ago we had a few house plants that we brought with us. We never did dig them, set them in a corner, and our dieffenbachia and fiddle leaf fig are giant now. The dieffenbachia towers at about 24 feet tall. The fiddle leaf guards our outside shower and is about 15 feet. They are happy and we enjoy them."


Stephen Zolezzi wrote: "If you have had the opportunity to start a tree from seed you expect it to grow into a towering landmark in the garden! Succulents continue to amaze me in their diversity of shape, size and dramatic flowering, so when I was given several 2" starts of Octopus Agave some time ago, not having seen an adult plant I was pleased to see them grow into tentacle beauties with 3-4' arms reaching in every direction. As if that wasn't enough, several years ago they started to bloom, producing 15' spikes of rotating blooms resembling a Barbers Pole that attracted bazillions of Bees. For an encore I received hundreds of new starts that have been planted in my garden, but best of all given to other gardeners and an enthusiastic group of school children for a new community garden."

The question for next month is:

What unexpected (and effective) products have you used in the garden, including products used "in a pinch" à la the MacGyver TV series. Some examples: using panty hose to make hammocks for heavy vining melons or making seedling protectors out of plastic strawberry baskets. Thanks to Nick Stavros for suggesting this topic. Send your reply by January 5 to newsletter@sdhortsoc.org.

▼ SDHS SPONSOR

12755 Danielson Court
Poway, CA 92064
(858) 513-4900
FAX (858) 513-4790
Open 9-5, 7 days a week



3642 Enterprise Street
San Diego, CA 92110
(619) 224-8271
FAX (619) 224-9067
Open 8-5, 7 days a week

Free Garden Classes at both locations on Saturday mornings
www.walterandersen.com

▼ SDHS SPONSOR



www.VerticalGardenSolutions.com

- *Modular Eco-Friendly Trays
- *Rustic Pouch Systems
- *Mobile Vertical Herb n Vege Gardens
- *Self Contained Planters and Walls
- *Mobile Living Walls, Room Dividers, Hedges
- *Vertical Planters by Decor FioRI

Grow your own Vertical Dream-Scape
888.335.0311

THANK YOU

To These Generous Donors

For Our December Meeting

Opportunity Drawing:

Ben Gill, California Protea Management

Door Prizes:

Evergreen Nursery (see calendar)

▼ SDHS SPONSOR

"It's the bible of local gardening."

Pat Welsh's
SOUTHERN CALIFORNIA
ORGANIC GARDENING:
Month-By-Month

COMPLETELY REVISED AND UPDATED
Available at select nurseries
and bookstores everywhere
Published by Chronicle Books
www.PatWelsh.com



▼ SDHS SPONSOR



Innovative Growing Solutions

**Indoor Garden Supply
Organics
Horticultural Seminars**

Call or visit our website for seminar schedule

**From hobby gardening to commercial
greenhouse production, IGS has it all!**

858.578.4477
5060 Santa Fe Street, Ste. D, San Diego, CA 92109
www.IGSHydro.com

10% discount for SDHS members with proof of membership

▼ SDHS SPONSOR



*California
Bee Works*
...it's all about the Bees!!

Experience the
Joys of Backyard
Beekeeping with
a B-HAV-N Hive!

Locally made,
Easy to use,
Attractive in
your yard.

We sell beeswax
candles, too!



www.californiabeeworks.net

10% discount for SDHS members

■ **The Real Dirt** Continued from page 4

In 1954 California required all practicing landscape architects to become licensed. Harriett had one of the earliest licenses in the state, number 335, and joined the American Society of Landscape Architects in 1954. A few years later, she served as chairperson for the San Diego chapter.

Also in 1954, Harriett made a momentous decision that was to determine the direction of her firm. She hired Joe Yamada, a talented young Berkeley graduate who became her draftsman/apprentice. He brought fresh concepts and excellent training to the firm. Together, they made a balanced design team, and in 1960, Harriett made him a partner. They began winning important design awards from their peer professionals who deemed the work of Wimmer and Yamada to be of top quality in an increasingly competitive field.

Unfortunately, in 1961 Harriett's husband John died of a heart attack. She lost her zest for landscape design, although the landscape firm continued to win award after award for superior design. She retired by 1967, but even after her retirement she liked to be chauffeured to some of her gardens and landscapes to see if they were wearing well and were receiving appropriate attention and maintenance.

In 1976 the American Society of Landscape Architects bestowed its highest honor on San Diego's first woman landscape architect in commercial practice. It inducted Harriett into the Fellows class, an honor that very few women had received. As a tribute to Harriett and an incentive to talented, aspiring young women landscape architecture students, Wimmer, Yamada & Associates established a \$500 scholarship "to be awarded annually to a woman in her fourth year of studies who demonstrates excellence in her design ability and sensitivity for the environment and quality of life."

Among the gardens and landscapes on which Harriett collaborated are the entrance to the Scripps Institution of Oceanography, the Copley Estate, and numerous private gardens in La Jolla and the San Diego environs.

Member Linda Bresler is a certified landscape designer living in Poway. She specializes in drought-tolerant, low maintenance designs that provide four-season beauty. 🌿

■ **My Life with Plants** Continued from page 7

or electrical wire and hung them from the framing of the screened ceiling. I really didn't like the way these looked, especially the way they were mounted, and didn't understand why anyone would grow these odd things. Decades later, I would realize that these were tillandsias. From looking at pictures online I suspect they were either *Tillandsia fasciculata* or *Catopsis floribunda*. Both are now endangered by collecting, habitat loss and the Mexican bromeliad weevil. Who knew that I would collect tillandsias myself one day? (I only grow nursery-raised plants.)

In the middle of the lawn, mother planted a coconut palm from seed. She didn't know how to plant it but figured that like most seeds it should be planted in a hole 3 times its size. So she dug a 3 foot deep hole and planted it. Later, she would learn that you plant them on the surface of the soil. We forgot about it, but several years later when we returned home from vacation we found a 2' tall coconut tree growing in the middle of the lawn.

Member Jim Bishop is a Garden Designer and President of San Diego Horticultural Society. 🌿



DECEMBER PLANT DISPLAY

By Susi Torre-Bueno

What is the Plant Display?

Each month members bring in plants, cuttings or flowers and put them on our display tables. What a great way to see what plants grow well in our area. All plants are welcome – EVERYONE is invited to participate. We encourage you to write descriptions similar to those below, and put them with the plant on the Plant Display tables. **See page 7 for details about our new format for the Plant Display. Join the fun and bring ALOES & OTHER SUCCULENTS from your garden for the January 9 meeting.**

Kalanchoe manginii (synonym: *Bryophyllum manginii*)
CHANDELIER PLANT (Crassulaceae) Madagascar

This handsome drought-tolerant succulent perennial has shiny dark green leaves and red-tinged stems. In early winter to early summer it bears clusters of 1" long bell-shaped orange to red flowers. With its trailing habit it is very attractive in a hanging basket or as a small-scale groundcover. Roots easily and grows to about 1' tall and wide. Prefers well-drained soil in sun to light shade. (Susi Torre-Bueno, Vista, 12/11) – S.T.B.

In addition to the plant described above, those below were also displayed.

What's that in front of the plant name? Plants marked 3 are fully described in the *Plant Forum Compilation*. See www.SDHortSoc.org for details on how to order this valuable reference tool.

Can you spot the phony plant this month? The phony plant in the November newsletter was *Rhus splend* SACCHARINE BUSH.

3 *Heteromeles arbutifolia* TOYON, CALIFORNIA HOLLY (Pat Pawlowski, El Cajon, 12/11)

Iris unguicularis WINTER IRIS, ALGERIAN IRIS
(Susi Torre-Bueno, Vista, 12/11)

Lachenalia bookwormiformis, syn. *L. perusa* READ LACHENALIA
(Garden Lover, Vista, 12/11)

Lachenalia bulbifera, syn. *L. pendula* RED LACHENALIA
(Susi Torre-Bueno, Vista, 12/11)

Salvia iodantha MEXICAN FUCHSIA SAGE
(Susi Torre-Bueno, Vista, 12/11)

Salvia wagneriana WAGNER'S SAGE
(Susi Torre-Bueno, Vista, 12/11; Marilyn Wilson, Vista, 12/11)

▼ SDHS SPONSOR



Solana Succulents

• Rare & Exotics • Container Gardens

Jeff Moore

355 N. Highway 101
Solana Beach, CA 92075

(858) 259-4568

www.solanasucculents.com



10% Discount for SDHS Members with this ad

▼ SDHS SPONSOR

You're Invited:

For the Best in Bamboo, Palms, Cycads & now featuring Aloe, Agave, and other succulents.

Visit our 4 Acre Display Garden and see the newest and most unusual flora from around the world, including our special Australian, New Zealand and South African collections.

10% discount for SDHS members

2498 Majella Rd, Vista

760-758-6181

www.BotanicalPartners.com



Home of
Bamboo
Headquarters

▼ SDHS SPONSOR



Sunshine Gardens

It's time to plant ... Come on Down!

We have just about everything the gardener in you is looking for:

- Bedding Plants • Shrubs
- Citrus • Houseplants
- Vegetables • Fertilizers
- Soils • Seed
- Trees • Pottery

When you're here also visit
Elizabethan Desserts & Twigs by Teri

www.sunshinegardensinc.com

Open 7 Days Monday-Saturday 7:00-5:00; Sunday 9:00-4:00



155 Quail Gardens Drive
Encinitas
(760) 436-3244

▼ SDHS SPONSOR



- Edibles • Succulents
- Fruit Trees
- Drought Tolerant Plants

Pesticide-free since 1993

330 South Cedros Avenue
Solana Beach, CA 92075
(858) 792-8640

10% discount for SDHS members www.CedrosGardens.com

Pearson's Gardens
SAN DIEGO'S TRADITIONAL HERB FARM



*Growers of
fine herb and
vegetable
plants.*

(760) 726-0717
1150 Beverly Dr., Vista, CA PearsonsGardens.com



**Nursery, Maintenance
& Design**
Unusual plants, pottery and gifts

10% discount for SDHS members

Barrels & Branches
Open daily 8am to 5pm
1452 Santa Fe Drive, Encinitas
(760) 753-2852
www.barrelsandbranches.com




**Anderson's La Costa Nursery
&
Garden Design Center**

- ◆ Full Service Nursery & Garden Design Center
- ◆ Over 200 Running Fountains
- ◆ Trees, Shrubs, Vines, Succulents
- ◆ Huge Greenhouse For Indoor Plants
- ◆ Large Selection of Pottery & Statuary
- ◆ Benches & Trellises
- ◆ Professionals to Answer Your Questions
- ◆ Exquisite New Gift Shop

.....Expect the Unusual



Open 7 Days a Week
8AM to 5PM
400 La Costa Avenue
Encinitas, CA 92024
(760) 753-3153

www.andersonslacostanursery.com




1650 El Prado #105,
San Diego, CA
92101-1684

\$30. including tax

Available Online.
Visit www.sdfloal.org

Learn the San Diego Floral Association history by reading articles written by the founding members and authors who came after them.
256 pages. See pictures of members, flower shows, early magazine covers and other activities.

Enjoy the long history of our magazine.
Available at SDFA office.

**NORTH COUNTY'S MOST UNIQUE
ASSISTED LIVING COMMUNITY**



**Specializing in Memory Care,
Intergenerational Programs
and Horticultural Therapy**


- 86 bed, 32 acre community featuring 5 organic gardens, a greenhouse, fruit orchards and California wildflowers.
- Organically grown fruits, vegetables and herbs used in our home cooked meals.
- Only 15 minutes from Del Mar and La Jolla on Route 56.
- FREE Ongoing Garden Lecture Series for serious garden enthusiasts. Join us!
- Composting & Vermiculture Program
- Intergenerational Seed to Table Program.

Call Anna for a Personal
Tour of our Homes,
Greenhouse and
Organic Fields.
858-674-1255 x 202

**SUNSHINE
CARE**
A Community of
Assisted Living Homes

Member of the
SD Horticultural Society
www.sunshinecare.com
12695 Monte Vista Road
Poway, CA 92064
Lic#374601087





DECEMBER MEETING REPORT

By Susi Torre-Bueno

For over 140 million years proteas have graced our planet, and if there's anything that December speaker Ben Gill doesn't know about them, I can't imagine what it is! Ben has 33+ years of experience with growing, propagating, selling and promoting these fascinating plants that look like they'd be right at home on Mars (you can see them in numerous episodes of the old Star Trek TV series!). With leaves like rick-rack fabric or with a bright silver sheen, and petals like feathers or slinkies, it's no wonder these ancient plants are beloved by florists and Rose Bowl Parade float makers. Ben encouraged us to try growing them, too, and since the flowers last 3-4 weeks when cut and twice that long on the plant, they make a worth garden addition.



There are over 1600 species and hybrids in the Proteaceae Family; 92% hail from the Cape Floristic region of South Africa; most of the rest from Australia. Proteas have been commercially grown here from the 1960s, and about 600-700 acres are actively farmed today, mostly in North County. The shrubs are grown in many other parts of the world, too, to meet the cut flower demand. We learned a lot about propagation and commercial planting.

These sun-loving shrubs are not xerophytic, originating from areas with 12"-80" of rain a year. They grow fairly easily in here, and Ben showed images of happy plants growing among large boulders. They're even okay with salt air at the coast. Give them good drainage and feed ¼ strength azalea food. Proteas produce both taproots (up to 12 feet long!) and proteid roots (close to the surface), and digging around the plants can damage the latter and kill plants quickly. Root rot, usually caused by organisms in damp soil, can be fatal in 10 days, so take care when planting them. Using a cactus soil mix (with a little added peat moss) is good, especially in pots. Infrequent deep watering with drip is best (with good drainage); give them about 2 gallons/hour for about 1 hour/week in the summer. Keep an eye out for ants, scale, aphids and other insect pests.

To keep plants bushy, tip prune and side prune them – you'll be rewarded with more flowers, too. Prune every 6 months for the first 18 months, removing about 1/3 of the growth each time. After 18 months you can prune less often. Ben noted some shrubs can have over 100 flowers (up to 6" wide) at one time.

Ben showed us *Leucadendron argenteum* – the Silver Tree; a 24" long stem provides enough foliage to cover one square foot of a Rose Bowl Parade float. *Leucospermum* 'High Gold' can produce 150 strikingly beautiful flowers per plant. If you live inland try *Leucadendron* 'Safari Sunset', which is hardy to about 14° F.

Thanks for a great look into the world of protea growing, Ben, and for donating four gorgeous protea wreaths for our Opportunity Drawing. If you missed Ben's lively talk you can borrow the video of it when you attend an upcoming meeting. 🌿

Ready to replace your turf with a more sustainable landscape?

REIMAGINING THE CALIFORNIA LAWN

Water-conserving Plants, Practices, and Designs

A new book by Carol Bornstein, David Fross, & Bart O'Brien

Available online for a 20% discount at www.cachumapress.com.



**SDHS members...
SAVE \$10 on
*Pacific Horticulture***

Only \$18/year brings you a beautiful full-color magazine all about West Coast gardening!

Each fascinating issue has articles on places to visit, unique gardens, plant info, and lots more.

To receive to this exceptional publication send \$18 with your dues



Save time, select trees with confidence!

Buy the book that garden magazines are crazy about!

"... a must-have ...for gardeners and landscape professionals." (*Sunset*)

"... a must-have for coastal and inland gardeners" (*California Garden*)

"...a valuable resource for ... gardeners" (*Pacific Horticulture*)

The perfect gift for anyone in Southern California!


Published by the San Diego Horticultural Society and photographed entirely in San Diego, this completely updated edition has details on 260 trees, over 500 color photos, and a handy color chart showing when the trees are in bloom and how large they get.

**Only \$20 for
SDHS Members**
(pick one up at a meeting)

**We can mail a copy
for only \$5 - order now!**

Send \$25 to:

San Diego Hort. Society
Attn: Book Order
P. O. Box 231869
Encinitas, CA 92023-1869



RENEW NOW (or share with a friend)

Please complete the form below.
Make check payable to SDHS and mail to:
San Diego Horticultural Society
Attn: Membership
P.O. Box 231869, Encinitas, CA 92023-1869

Name (s): _____

Address: _____

City: _____

State: _____ Zip +4: _____

Phone: _____

Email: _____

Amount: _____

Check # _____ OR Credit Card Type _____

Card # _____

Expiration _____

Signature _____

☐ New Member ☐ Renewal

Tell us who suggested you join, and we'll send them a Hort Buck worth \$5.00. _____

MEMBERSHIP TYPE

	ONLINE NEWSLETTER	PRINTED NEWSLETTER
Individual 1 year	<input type="checkbox"/> \$30	<input type="checkbox"/> \$42
Individual 2 years	<input type="checkbox"/> \$50	<input type="checkbox"/> \$74
Individual 5 years (includes free Plant Forum CD)	<input type="checkbox"/> \$120	<input type="checkbox"/> \$180
Family 1 year	<input type="checkbox"/> \$35	<input type="checkbox"/> \$47
Family 2 years	<input type="checkbox"/> \$60	<input type="checkbox"/> \$84
Family 5 years (includes free Plant Forum CD)	<input type="checkbox"/> \$140	<input type="checkbox"/> \$200
Group or Business 1 year	<input type="checkbox"/> \$50	<input type="checkbox"/> \$62
Student 1 year (Proof of enrollment is required)	<input type="checkbox"/> \$16	<input type="checkbox"/> \$28
Contributing 1 year	<input type="checkbox"/> \$90	<input type="checkbox"/> \$102
Life Member	<input type="checkbox"/> \$700	<input type="checkbox"/> \$700

36% off Pacific Horticulture membership & magazine:
☐ \$18 / 1 year ☐ \$36 / 2 years ☐ \$90 / 5 years

Join online at: sdhortsoc.org



THE PLANT MAN

Specializing in Rare & Unusual Succulents & Cacti, Tropicals, Tillandsias, Crested & Variegated Plants, Caudiciform Succulents and other Abnormalities of the Plant World. Unique Handbuilt Ceramics, Vintage Pottery, Great Rocks & Garden Art.

2615 Congress Street
Old Town - San Diego

Hours: Noon to 6 pm, Wednesday thru Sunday

(619) 297-0077

10% off for all S.D. Horticultural Society Members

SDHS Nametags

Sturdy magnet-
back nametags
are just \$8.50



To order go to
www.sdhortsoc.org/ordernow.htm
or call Diana at (760) 753-1545

25 Years Experience in So. California



Daniel F. E. Cannou
Consulting Horticulturist

Sunset Horticultural Services
(760) 726-3276

Professional solutions to problems
with plants, soil and irrigation

Landscape renovation
Complete landscape care



Weidners

'Not just another nursery'

Open: January 6 through February

Fridays ~ Saturdays ~ Sundays 9:00-4:30

Bareroot Fruit Trees

Blueberries ~ Pomegranates ~ Figs

Citrus ~ Cyclamen ~ and more!

**Show this ad and get one FREE
6" Cyclamen with any other purchase
(while supplies last)**

**East of I-5 between
Leucadia & La Costa exits**

(760) 436-2194

www.weidners.com

f Now on Facebook



60 Gallon Rain Barrel ONLY \$99.99

*See store for details

Quality Products • Expert Advice • Friendly Service

Organic Products and Water Saving Devices!

- Plant Food & Nutrients
- Amendments & Mulch
- Seed & Sod
- Veggie & Flower Packs
- Garden Tools
- Water Storage
- Irrigation Supplies
- Pest & Disease Control
- Rodent Control
- Bird Food & Feeders
- Vineyard Supplies

**GRANGETTO'S
WORKSHOPS
JANUARY**

VINEYARD WORKSHOPS
Pruning & Training Your Vines
Fallbrook, January 7
Escondido, January 21

Registration Required

**SPEAKER
PETE
ANDERSON**

**VISUAL
DISPLAY**

RAINWATER HARVESTING
with Bushman Systems
Fallbrook, January 28

LEARN MORE AT WWW.GRANGETTOS.COM

Grangetto's
FARM & GARDEN SUPPLY

VALLEY CENTER
29219 Juba Road
760-749-1828

ESCONDIDO
1105 W. Mission Ave
760-745-4671

FALLBROOK
530 E. Alvarado St.
760-728-6127

ENCINITAS
189 S. Rancho Santa Fe
760-944-5777

Let Us Help You Take Your Next Garden Project From Start to Finish!



San Diego Horticultural Society
P.O. Box 231869
Encinitas, CA 92023-1869

Change Service Requested

Nonprofit Organization
U S Postage
PAID
Encinitas, CA 92024
Permit No. 151



DECEMBER COFFEE IN THE GARDEN



Succulent garden.



Pots of succulents embedded in stone wall.



Stone wall detail.



Laird's artwork.



Host Laird Plumleigh



Over 100 members attended the early December coffee in Leucadia at Laird Plumleigh's distinctive garden and workshop.
Details on page 2.

Photos: Barbara Raub



Courses and Careers in Horticulture CUYAMACA COLLEGE

ORNAMENTAL HORTICULTURE Spring 2012 CLASS SCHEDULE January 23, 2012 – May 26, 2012

<u>Course Name</u>	<u>Instructor</u>	<u>Day/Time</u>
Xeriscape – Water Conservation	Schultz	M 2:00 – 3:50 pm
Floral Design I	Citrowske	M 4:00 – 8:50 pm
Special Occasion Floral Design	Butler	T 4:00 – 8:50 pm
Fundamentals of OH	Schultz	T 5:00 – 6:50 pm
	Sat 1/28, 2/11, 3/3, 3/17, 3/31, 4/28, 5/12	8:00 am – 3:20 pm
Fundamentals of OH	Monroe	T Noon – 4:50 pm
Plant Propagation	Palafox	W 5:00 – 6:50 pm
	Sat 2/4, 2/25, 3/10, 3/24, 4/21, 5/5, 5/19	8:00 am – 3:20 pm
Plant Pest Control	Schultz	W Noon – 4:50 pm
Soils	O’Leary	W 7:00 – 8:50 pm
	Sat 1/28, 2/11, 3/3, 3/17, 3/31, 4/28, 5/12	8:00 am – 3:20 pm
Plant Materials: Trees & Shrubs	Schultz	Th Noon – 2:50 pm
Plant Materials: Trees & Shrubs	Schultz	Th 4:00 – 6:50 pm
Intro to Landscape Design	Holladay	M 5:00 – 9:50 pm
Intermediate Landscape Design	Delorenzo	Th 5:00 – 9:50 pm
Annuals & Perennials	Rottke	M 4:00 – 6:55 pm
Landscape Construction – Concrete/Masonry	Mitchell	Th Noon – 4:50 pm
Landscape Construction – Irrigation/Carpentry	Tverberg	W 5:00 – 6:50 pm
	Sat 2/4, 2/25, 3/10, 3/24, 4/21, 5/5, 5/19	8:00 am – 3:20 pm
Japanese Garden Design/Construction/Maint.	Siers	Short Term
	Sat 2/25, 3/10, 3/24, 4/21, 5/5, 5/19	Sat. 9:00 am – 3: 10 pm
Principles of Landscape Irrigation	Monroe	W 1:00 – 4:50 pm
Arboriculture	Simpson	Th 7:00 – 8:50 pm
	Sat 1/28, 2/11, 3/3, 3/17, 3/31, 4/28, 5/12	8:00 am – 3:20 pm
Horticulture Equipment Repair & Maint.	Love	Th 5:00 – 9:50 pm
Cooperative Work Experience	Butler	Hours To Be Arranged

Cooperative Work Experience Required Orientation Friday, 8/26 5:00 pm in M-111

FOR ADDITIONAL INFORMATION CALL (619) 660-4262 or
VISIT THE ORNAMENTAL HORTICULTURE WEBSITE

www.Cuyamaca.edu/ohweb

John Muir

Celebrate Trees

An Evening with Naturalist John Muir

Saturday, January 14, 2012

Admission is FREE. Please register.

Time:

Reception at 5:30 p.m.

Evening program begins at 6:30 p.m.

Location:

Balboa Park Recital Hall

Presidents Way off Park Blvd. (Plenty of FREE parking)



A fun-filled evening of entertainment and education with scholar and actor Doug Hulmes, who has portrayed John Muir at hundreds of venues since 1993, including the California Sesquicentennial in Sacramento in 2000. Hulmes transforms into Muir in a grand style that will leave you feeling like you met the great naturalist himself.

Audience Comments: *"You really made me feel that I had known the man for a very long time."
"I feel motivated to go out and do my part to protect and enjoy nature."*

Register today at www.energycenter.org/forestry or for more information contact Robin Rivet at **858.634.4741** or robin.rivet@energycenter.org.

Sponsored by ATAC for Urban Forestry of the California Center for Sustainable Energy.




What's Happening? for January 2012

The SDHS is happy to publicize items of horticultural interest. See other side for resources & ongoing events.

Send calendar listings by the 10th of the month before the event to Neal King at calendar@sdhortsoc.org.

▼ SDHS Sponsor

DISCOVER EVERGREEN NURSERY



Landscaping? Relandscaping?
Just Sprucing Up Your Yard?

WHY PAY MORE?

BUY DIRECT FROM THE GROWER AND SAVE!

ONE STOP SHOPPING

Incredible selection. Over 500 varieties on 400 acres.
From small color packs to huge specimen trees.

DRIVE THRU SHOPPING

Use your car as a shopping cart!!!



UNBEATABLE VALUE

The discount houses and depots can't compete
with our grower direct prices.

Come on out and see for yourself!

- 1 gallon plants starting at \$2.90
- 5 gallon plants starting at \$9.00
- 15 gallon plants starting at \$35.00

PROMPT DELIVERY AVAILABLE

Winter Hours

Mon. – Sat. 7:30 – 4:30 Sun. 9:00 – 4:30

FREE MONTHLY SEMINAR

*First Saturday of every month
Starting at 10am
At both locations*

JANUARY 7th

Landscaping & Maintaining Your Garden in The Winter –

If you love gardening then
you love San Diego. We are fortunate enough
to be able to be outside in our gardens all year
long. Lots of people are buried in snow while
we are able to do the feeding, planting, and
pruning necessary to have that beautiful garden
throughout the year. We will discuss all these
things and more.

Free pruners to all participants.

For more details or to view our entire seminar
schedule, visit us at

www.evergreennursery.com

Send questions and comments to:
info@evergreennursery.com

Two Convenient Locations:

CARMEL VALLEY
13650 Carmel Valley Rd.
(858) 481-0622

OCEANSIDE
3231 Oceanside Blvd.
(760) 754-0340

Events at Public Gardens

❖ **Alta Vista Gardens** contact info on other side

See <http://www.altavistagardens.org> for upcoming events.

❖ **San Diego Botanic Garden** contact info on other side
See page 10 for more upcoming events.

Jan. 21, 10am-noon, Composting Workshop: FREE.

Register at www.solanacenter.org/event/free-compost-workshop-2. Info:
(760) 436-7986 x218 or elizabeth@solanacenter.org.

❖ **The Water Conservation Garden**

contact info on other side

Details/registration at www.thegarden.org or (619) 660-0614

Jan. 8, 9:30am, Ask The Garden Staff Tour: Enjoy an informa-
tive walk through the Garden. Free.

Jan. 22, 9:30am, Special Access Tour: Special tour is offered
monthly for individuals who may have difficulty navigating the terrain of
the Garden. Explore the Garden from the comfort of a Shuttle. FREE.
Reservations required, call (619) 660-6841.

Free Events by SDHS Sponsors:

Please thank them for supporting SDHS!

✿ **Cedros Gardens, Saturday 10am FREE classes**

Details at www.cedrosgardens.com; address in ad on page 17.

✿ **City Farmers Nursery FREE Classes**

See www.cityfarmersnursery.com or call (619) 284-6358

Jan. 15, 1-2pm, Rose Care: How do you choose between a bush and
a tree? What do you feed roses and how often, and more?

Jan. 22, 1-2pm, How To Prune Trees: Especially fruit trees

Jan. 28, 1-2pm, Grafting

✿ **Evergreen Nursery FREE Classes**

See column at left.

✿ **Grangetto's Farm & Garden Supply FREE Workshops**

Details at www.grangettos.com; see ad on page 21.

10am-noon, Pruning & Training Your Vines: Discussion on
best practices of training vines and post pruning vine care.

Jan. 7 at 530 E. Alvarado Street, Fallbrook

Jan. 21 at 1105 W. Mission Ave, Escondido

✿ **Walter Andersen Nursery FREE Saturday Classes**

Details at www.walterandersen.com; addresses in ad on page 15

Point Loma, 9am

Jan. 7 Pruning figs, apples & pears

Jan. 14 Selecting bare-root fruit trees

Jan. 21 Rose pruning & planting roses

Jan. 28 Camellia & azalea care

Poway, 9:30am

Fruit tree pruning

Rose pruning

Fruit tree pruning

Spring bulbs

✿ **Sunshine Care FREE Workshop**

Jan. 21, 10:30am, Learn how to care for roses from Master
Rosarians. Please bring tools and rose gloves. Address in ad on page 18.
Info: (858) 752-8197 or www.sunshinecare.com.

Next SDHS Meeting:

January 9, 6:00pm
Provocative Succulents
See page 1

Other Garden-Related Events:

Please check with hosts to confirm dates & details

♦ **Jan. 6, 10:30am, Carlsbad Garden Club:** Earth Boxes. Dove
Library 1775 Dove Ln., Carlsbad. Free. See www.carlsbadgardenclub.com.

♦ **Jan. 6, 1:30pm, Vista Garden Club:** Plants in pots. Gloria
McClellan Senior Center, Brengle Terrace Park, 1400 Vale Terrace, Vista.
See www.vistagardenclub.org.

♦ **Jan. 3, 7:30 p.m., San Diego County Orchid Society Meet-
ing:** Topic & speaker TBA, Casa Del Prado, Balboa Park, room 101. Info:
www.sdorchids.com.

Other Garden-Related Events:

continued from other side

Please check with hosts to confirm dates & details

♦ **Jan. 8, 9am-noon, California Native Plant Society Plant Walk:** Tecolote Canyon. Learn plant lore in Tecolote Canyon. Tecolote Nature Center, 5180 Tecolote Road. FREE. Heavy rain cancels. See www.cnpssd.org.

♦ **Jan. 7, 9:30am-noon, San Diego Rose Society:** Hands-On Rose Pruning Demonstration. Inez Grant Parker Rose Garden (east side Park Boulevard). See www.sdrosesociety.org. Info: Gary Bulman (760) 739-8342 or gossbulman@cox.net.

♦ **Jan. 9, 10am. Anza-Borrego Desert State Park Botany Society:** Baja California Plant Field Guide. FREE. Anza-Borrego Desert State Park Visitor Center. For info call (760) 767-4063 and visit www.botanysociety.org.

♦ **Jan. 10, 10am-noon, Dos Valles Garden Club:** Renovating Our Landscapes Based on the Maintenance We Desire to Do and the Plants that Work Well Together. FREE. 31020 Cole Grade Road, Valley Center. For info call (760) 751-7470 or see www.dosvallesgardenclub.org.

♦ **Jan. 11, 10:30am, Poway Valley Garden Club:** Planting Terrariums. Lake Poway Pavilion, 14644 Lake Poway Road. For info call (858) 672-2593 or see www.powayvalleygardenclub.org.

♦ **Jan. 11, 10am, Point Loma Garden Club:** Floral design with Diane Citrowske. Guests \$5. 2818 Avenida de Portugal. For info call (619) 223-2051 or see www.plgc.org.

♦ **Jan. 11, Noon, Ramona Garden Club:** Winter pruning and preparing for spring vegetables. FREE. 524 Main Street, Ramona. Info: (760) 789-8774 or www.RamonaGardenClub.com.

♦ **Jan. 14, 5:30pm, California Center for Sustainable Energy:** Celebrate Trees, An Evening with Naturalist John Muir. An entertaining and educational adventure into the philosophy and writings of Muir. FREE. Balboa Park Recital Hall, 2145 Park Blvd. For info and to register see www.energycenter.org or call (858) 244-1177.

♦ **Jan. 17, 6:30-9pm, California Native Plant Society:** Fact Sheets for Natives and San Diego Canyonlands. Balboa Park, Casa del Prado, room 104. For info see www.CNPSSD.org or call (619) 282-8687.

♦ **Jan. 19, 1:00pm, Bernarado Gardeners Club:** Speaker Connie Beck with garden tips. Oaks North Community Center, 12578 Oaks North Dr. Info: www.bernardogardeners.org.

♦ **Jan. 21, 10am, Urban Plantations:** Plan Your Garden. Garden design with a harvest in mind. FREE. 10300 Campus Point Dr. For info see www.urbanplantations.com.

♦ **Jan. 21-22, San Diego County Orchid Society Winter Show:** Saturday (12-5) and Sunday (10-4), Casa Del Prado, Balboa Park, Room 101. Details at www.sdorchids.com.

♦ **Jan. 24, 9:30am, San Carlos Garden Club:** Creating inviting table settings. 6556 Park Ridge Blvd. Info: (619) 448-3613.

♦ **Jan. 24, 2pm Lake Hodges Native Plant Club:** David Hogan on Eden in Miniature: Vernal Pools of San Diego. 17110 Bernardo Center Drive, San Diego. See www.lhnpc.org.

♦ **Jan. 25, 6-8pm, Mission Hills Garden Club:** Designing the Bungalow Garden. Members free, guests/\$10. 4070 Jackdaw St. Info: (619) 201-8285 or www.missionhillsgardenclub.org.

SDHS Spring Garden Tour

Garden Tour for the Senses: Nine Private Gardens in La Mesa

March 31 – 9am to 4pm
www.sdhortsoc.org/events

See page 8 and order tickets ASAP!

**For an extensive list of
garden club meetings and
events, visit the San Diego
Floral Association website:
www.sdfloal.org/calendar.htm**

Resources & Ongoing Events

ALTA VISTA BOTANIC GARDENS: Open Monday-Friday 7:00-5:00 ; 10:00- 5:00 on weekends. FREE. 1270 Vale Terrace Drive, Vista. Info: www.avgardens.org or (760) 945-3954.

SAN DIEGO BOTANIC GARDEN (formerly QUAIL BOTANICAL GARDENS): Open daily 9-5 (closed Thanksgiving, Christmas, New Year's Day); 230 Quail Gardens Dr., Encinitas. Fee: \$12/adults, \$8/seniors, \$6/kids; parking \$2. Free to members and on the first Tuesday of every month. (760) 436-3036; www.SDBGarden.org.

THE WATER CONSERVATION GARDEN: Open 9-4 daily, FREE. Docent-led tours every Saturday at 10:00am. 12122 Cuyamaca College Drive West, El Cajon, (619) 660-0614 or www.thegarden.org

MISSION TRAILS REGIONAL PARK: Guided hikes Wed., Sat. & Sun. Visitor Center open 9-5, off Mission Gorge Rd., San Carlos, (858) 668-3275.

MASTER GARDENER HOTLINE: Gardening questions answered by trained volunteers Mon.-Fri., 9-3, (858) 694-2860, www.mastergardenerssandiego.org

SAN ELIJO LAGOON CONSERVANCY: Free 90-minute public nature walk 2nd Saturday of each month start at 9:00 am. Call (760) 436-3944 for details.

DESERT WILDFLOWER HOTLINE: Anza-Borrego Desert State Park: (760) 767-4684. For information, events, road conditions, etc. call (760) 767-5311 or visit <http://desertusa.com/wildflo/wildupdates.html>.

WILDFLOWER HOTLINE: March to May call the Theodore Payne Foundation hotline: (818) 768-3533 for info. on blooms in Southern California and elsewhere; visit <http://theodorepayne.org>

BALBOA PARK:

Offshoot Tours: FREE 1-hr walking tour in Balboa Park every Sat., 10am. Meet at Visitors Center; canceled if rain or less than 4 people. (619) 235-1122.

Botanical Building is one of the world's largest lath structures, with 1200+ plants and lavish seasonal displays. FREE. Open Friday-Wednesday, 10am to 4pm.

Botanical Library: Room 105, Casa del Prado, Mon.-Fri. and first Sat., 10am-3pm, FREE. Info: (619) 232-5762.

Japanese Friendship Garden: Tues. to Sun., 10-4. Fees: free 3rd Tuesday; \$5/family; \$2/adult, \$1/seniors/students; (619) 232-2721, www.niwa.org

Canyoneer Walks: FREE guided nature walks Saturday & Sunday. (619) 232-3821 X203 or www.sdnhm.org

Balboa Park Ranger Tours: FREE guided tours of architecture/horticulture, Tuesdays & Sundays, 1pm, from Visitors Center. Info: (619) 235-1122.

San Diego Natural History Museum: Exhibits, classes, lectures, etc. (619) 232-3821; www.sdnhm.org

S.D. Zoo: Garden day 3rd Friday of every month from 10am. Pick up schedule at entry. Info: (619) 231-1515, ext 4306; www.sandiegozoo.org.

Garden TV and Radio Shows:

Garden Compass Radio Show (local). Saturday from 9-10am. XEPE 1700AM radio, hosts Bruce and Sharon Asakawa, John Bagnasco. Call-in questions: (619) 570-1360 or (800) 660-4769.

GardenLife Radio Show (national). Saturday 8-9am and Sunday 8-10am. KCEO 1000AM radio, hosts Bruce and Sharon Asakawa, John Bagnasco. Call-in questions: 866-606-TALK. Hear it streaming live on lifestyletalkradio.com. GardenLife shows are also archived at lifestyletalkradio.com.