

Let's Talk Plants!

Newsletter of the San Diego Horticultural Society

September 2011, Number 204

Backyard Orchards

SEE PAGE 1

DIGITAL NEWSLETTER IS FREE

PAGE 5

NEW LANDSCAPE ARCHITECTURE FILM

PAGE 7


FALL GARDEN TOUR

PAGE 8

HAPPY 17TH BIRTHDAY SDHS

PAGE 9

On the Cover: Fruit tree and friend



**SAN DIEGO
HORTICULTURAL
SOCIETY**

SDHS SPONSOR ↓

Celebrate Her 1st Day of School!



with the gift of a super-premium fruit, flowering or shade tree - carefully delivered and expertly planted



www.thewishingtreecompany.com 760.753.1760

Begonia Show & Sale



The San Diego County branches of the American Begonia Society will hold a

Plant Show & Sale
on Saturday & Sunday
October 1 and 2
from 10 a.m. to 4 p.m.

The show will be in Room 101 of Casa del Prado in Balboa Park. Spectacular foliage and blossoms of the Begonias will be on display. There will be many beautiful begonia plants for sale. Begonia experts will be available to answer questions.

**For more information call
Marla Keith at (760) 753-3977 or
e-mail marla.keith@cox.net**

SDHS SPONSOR ↓

GREEN THUMB SUPER GARDEN CENTERS

1019 W. San Marcos Blvd. • 760-744-3822
(Off the 78 Frwy. near Via Vera Cruz)

- CALIFORNIA NURSERY PROFESSIONALS ON STAFF
- HOME OF THE NURSERY EXPERTS • GROWER DIRECT

www.supergarden.com

Fall Savings!

WITH THIS
VALUABLE **Coupon**

\$5⁰⁰ OFF

Any Purchase of \$30⁰⁰ or More!

OR

\$10⁰⁰ OFF

Any Purchase of \$50⁰⁰ or More!

- Coupon not valid with any sale items or with other offers or coupons
- Coupon may not be used towards purchase of gift certificates
- Must present printed coupon to cashier at time of purchase
- Offer does not include sod • Limit 1 coupon per household
- Coupon expires 9/30/2011 at 6 p.m.



In This Issue...

- 2 Important Member Information
- 3 Please Share Your Garden
- 3 Fall Home/Garden Show Just In Time For Fall Gardening
- 3 From the Board
- 4 The Real Dirt On...Ellen Biddle Shipman
- 4 Going Wild With The Natives: California Fuchsia
- 5 Trees, Please
- 5 Digital Newsletter is FREE
- 6 Book Review
- 6 Community Outreach
- 7 Masters of the Obvious Create the Sublime
- 7 My Life With Plants
- 8 Butterfly Metamorphosis In Olivenhain
- 8 Master Gardeners Fall Garden Tour
- 9 Happy 17th Birthday to Us!
- 10 Welcome New Members!
- 10 Discounts for Members
- 10 What's Up At San Diego Botanic Garden?
- 13 Two Worthwhile Workshops
- 14 Sharing Secrets
- 16 August Plant Display
- 19 August Meeting Report

INSERTS: Southwestern College
Calendar/Resources/Ongoing Events

COVER IMAGE: September speaker Tom Spellman, shown on the cover, will tell us how to create successful orchards in our own gardens.

The San Diego Horticultural Society

MEETINGS

The San Diego Horticultural Society meets the 2nd Monday of every month (except June) from 6:00pm to 9:00pm at the Surfside Race Place, Del Mar Fairgrounds, 2260 Jimmy Durante Blvd. Meetings are open and all are welcome to attend. We encourage you to join the organization to enjoy free admission to regular monthly meetings, receive the monthly newsletter and numerous other benefits. We are a 501(c)(3) non-profit organization.

MEETING SCHEDULE

5:00 – 6:00 Meeting room setup
6:00 – 6:45 Vendor sales, opportunity drawing ticket sales, lending library
6:45 – 8:30 Announcements, Hot Hort Picks, speaker, opportunity drawing
8:30 – 9:00 Plant display; vendor sales, lending library

MEMBERSHIP INFORMATION

To join, send your check to: San Diego Horticultural Society, Attn: Membership, P.O. Box 231869, Encinitas, CA 92023-1869. Individual/one year—\$30, two years—\$50, five years—\$120; Family/one year—\$35, two years—\$60, five years—\$140; Group or Business/one year—\$50; Students/\$16 (w/proof of enrollment); Contributing/\$90 or more; Life/\$700. For membership questions contact membership@sdhortsoc.org or or Jim Bishop at (619) 293-0166.

FUTURE MEETINGS & EVENTS 2011

- September 16-18** Fall Home/Garden Show, Del Mar Fairgrounds (see page 3)
- September 25** Volunteer Appreciation Party (see page 2)
- October 2** New Member Orientation
- October 2** Coffee in the Garden, Elfin Forest
- October 10** Amy Stewart on The Louse that Conquered Napoleon's Army and Other Insect Monstrosities
- October 15 & 16** Succulent Container Planting talk & workshop with Debra Lee Baldwin (see page 21)
- November 5** Pomegranate & Persimmon Picking, Valley Center
- November 14** Jon Rebman on SD Plant Atlas Project, and Horticulturist of the Year Award Presentation

www.SanDiegoHorticulturalSociety.org

Next Meeting: September 12, 2011, 6:00 – 9:00 PM

Topic: TOM SPELLMAN ON "BACKYARD ORCHARD CULTURE"

Meeting is open and everyone is welcome. Admission: Members/free, Non-Members/\$10. Parking is free.
Meeting Place: Del Mar Fairgrounds, Surfside Race Place, Del Mar; Info: (760) 295-7089

Our September speaker is Tom Spellman, Southwestern States Sales Manager for the Dave Wilson Nursery, the largest growers of deciduous fruit, nut and shade trees in California. Tom will discuss how the objective of "backyard orchard culture" is the prolonged harvest of tree-ripe fruit from a small space. He will show how many different varieties of fruit trees with different ripening times can be planted close together for smaller, but year-round harvests. He will discuss how trees can be size-controlled by summer pruning, so that they can be cared for and their fruit harvested without the use of a ladder. Tom will also discuss planting and training techniques, including the selection of compatible varieties, espaliering fruit trees, hedgerow growing, and other space-saving strategies.

Tom has more than 30 years experience in the nursery industry, the first twenty years of which were spent with Laverne Nursery specializing in the production and sale of avocados, citrus, sub-tropical and deciduous fruit trees, including landscape and orchard site consultation. Tom's professional memberships and affiliations include: International Plant Propagators Society, California Rare Fruit Growers and past board member of California Citrus Nurseryman's Society. Tom is also a past board member, treasurer and current member of the Nursery Growers' Association, as well as a California certified nurseryman and president of the Citrus Label Society. 🌿



The Mission of the San Diego Horticultural Society

is to promote the enjoyment, art, knowledge and public awareness of horticulture in the San Diego area, while providing the opportunity for education and research.

ESTABLISHED SEPTEMBER 1994

SDHS BOARD MEMBERS

Jim Bishop – Membership Chair, First Vice President

Judy Bradley – Co-Chair-Program Committee

Mark Collins – Finance/Budget Committee

Carol Costarakis – Member at Large

Julian Duval – San Diego Botanic Garden representative

Neal King - Member at Large

Dannie McLaughlin – Tour Coordinator

Susan Oddo - Publicity Coordinator

Susi Torre-Bueno – President, Newsletter Editor

Cathy Tylka – Treasurer, Chair-Budget & Finance Committee

Paula Verstraete – Volunteer Coordinator

Don Walker – Past President

Lucy Warren – Secretary, Liaison to H&G Shows

Let's Talk Plants!, the newsletter of the San Diego Horticultural Society, is published the first Monday of every month.

Editor/Advertising: Susi Torre-Bueno;
(760) 295-7089; newsletter@sdhsoc.org

Calendar: Send details by the 10th of the month before event to calendar@sdhsoc.org.

Copyright ©2011 San Diego Horticultural Society, Encinitas, CA. All rights reserved.
Not to be reproduced by any means for any purpose without prior written permission.

BECOME A SPONSOR!

Do you own a garden-related business?

SDHS sponsorships have high recognition and valuable benefits, including a link to your website, discounts on memberships for your employees, and free admission to SDHS events. This is a wonderful way to show your support for the SDHS. Sponsors help pay for our monthly meetings, annual college scholarships, and other important programs. Sponsorships start at just \$100/year; contact Jim Bishop at sponsor@sdhsoc.org. Sponsors are listed on page 8; those with ads in the newsletter have the words SDHS Sponsor above their ads. We thank them for their extra support!

Important Member Information

VOLUNTEER APPRECIATION PARTY

By Paula Verstraete

The annual Volunteer Appreciation Party for 2011 will be held on Sunday, Sept. 25 at a fabulous garden in Encinitas. Invitations went out mid-August to all of our hard working volunteers who helped in so many ways from August 2010 to August 2011. If you volunteered and don't get an invitation by August 31st, please let me know immediately at pverstraete@cp-sandiego.com. Can't wait to see everyone at the party!!

VOLUNTEERS NEEDED

1- Fall Home/Garden Show

Outgoing volunteers are needed for the Fall Home/Garden Show at Del Mar Fairgrounds on Sept. 16-18. Two shifts are available each day, approx. 3.5 hrs each shift. You'll be selling membership and tree books, signing up new members... in general talking to the public about the SDHS. Contact Paula Verstraete at pverstraete@cp-sandiego.com or call 619-819-7171 (office). Thank you for volunteering.

2 - Events & Outreach Committee

Share your passion for plants! We are seeking a committee chair and also volunteers to help plan and participate in exciting events. This committee organizes and installs our info table for the Spring and Fall Home/Garden Shows. They also help with our display for the San Diego County Fair, workshops and special events. For more info and to volunteer please contact Susi Torre-Bueno at (760) 295-7089.

THANKS SO MUCH!

Thanks to Heather and Maury Callaghan for hosting our July Coffee-in-the-Garden at their delightful garden (designed by Scott Spencer) in Olivenhain. Photos of this garden are on page 21. Our FREE monthly Coffee events are a fun and relaxing way to meet up with other SDHS members in a beautiful garden. Registration info is in your monthly member e-mail, which has details about upcoming meetings and other events. Some of the coffees are completely filled up in a few hours, so check the e-mail as soon as you can and reserve a space right away! ☺

See page 9 to order your SDHS nametag

SDHS SPONSOR ↓



SAN DIEGO'S LARGEST WHOLESALE NURSERY OPEN TO THE PUBLIC

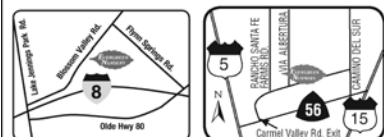
Over 500 Acres of Plants & Landscaping Materials from Saplings to Specimens



Best Quality Soils
Bagged for convenience or in bulk for pick up; delivery available

- ♦ Amended Top Soil
- ♦ Planter Mix ♦ Sand
- ♦ 3/4" Gravel ♦ Fill Dirt
- ♦ Decorative Bark
- ♦ Fine & Coarse Ground Cover Mulch
- ♦ Decomposed Granite

See our web site
www.evergreennursery.com



BLOSSOM VALLEY
Coming Soon!

CARMEL VALLEY
13650 Carmel Valley Rd.
(858) 481-0622



OCEANSIDE
3231 Oceanside Blvd.
(760) 754-0340

Spring/Summer HOURS
Monday-Thursday..7:30am-5:00pm
Friday-Saturday7:30am-6:00pm
Sunday.....9:00am-5:00pm

PLEASE SHARE YOUR GARDEN

Do you have a great garden that you would like to share with other SDHS members? If so, we are looking for gardens to host our popular monthly Coffee –in-the-Garden in 2012. We know our members have the best gardens in San Diego and we want to see them all. If you have a garden that can accommodate 50 or more guests on a Saturday or Sunday we'd love to learn more about your garden. To find out about hosting a Coffee-in-the-Garden contact Jennifer Axelrod at: axelrods@cox.net or (760) 632-8273.

Fall Home/Garden Show Just In Time For Fall Gardening

By Lucy Warren

The Fall Home/Garden Show at the Del Mar Fairgrounds is coming right up on September 16, 17, and 18. This is your perfect opportunity to select plants for our most important planting season from local growers. The Garden Marketplace includes vendors selling hundreds of varieties of plants from local growers.

The San Diego Horticultural Society will have an expanded presence, with examples of some of the many plants that thrive in our wonderful climate. This is a great time to volunteer and have fun sharing your passion with other plant enthusiasts (see page 2).

There will be garden lectures each afternoon. Bring your questions to the Master Gardeners and learn from the experts about other gardening groups you may want to join.

The show runs Friday, Sept. 16, 11am-6pm; Saturday, Sept. 17 10am-6pm; and Sunday, Sept. 18, 10am-5pm. Admission: \$8; children under 12 are free. Seniors: only \$1 on Friday. After 3 pm daily, all tickets are \$6. Discount tickets on the website are \$6.

Members of San Diego Horticultural Society can buy tickets for only \$4 on the website by typing in the code SDHS.

For more information and updates on show features, and to buy tickets on-line, visit: www.sandiegohomegardenshow.com or our Facebook page: San Diego Home/Garden Shows. 🌿



SUCCULENT CONTAINER PLANTING TALK & WORKSHOP WITH DEBRA LEE BALDWIN

SEE PAGE 21
FOR DETAILS

From The Board

By Susi Torre-Bueno

IT'S OUR BIRTHDAY!

SDHS was founded in September 1994, and so much has happened since then. Turn to page 9 to read about our 17th birthday and how much we've accomplished this past year. Thanks to everyone who made another great year possible!

CHANGES ON THE BOARD

Board elections are in late September, and we'd like to applaud three members who are leaving – we appreciate you so much! Neal King was a 1-year Member at Large, and volunteered at a number of events; he'll continue to edit our monthly calendar. Carol Costarakis, our other Member at Large, organized our upcoming workshop with Debra Lee Baldwin (see page 21), and contributed in many other ways. Paula Verstraete was our Volunteer Coordinator for three years, and did an outstanding job of organizing volunteers for many events and orchestrating our terrific annual Volunteer Appreciation Party.

As your president since May 2002 I've had heaps of fun, and while I'm stepping down this month I will remain on the board. I'm tremendously proud to have played a part in what SDHS has accomplished these last nine years, during which our membership has grown by almost 50%. We published the second edition of our tree book, hosted great garden tours, held exciting workshops, produced a beautiful website, and instituted new member orientations and coffee in the garden events. We became a sponsor of the Pacific Horticulture Society and helped with their 2007 symposium in San Diego. Most importantly, we shared our love of gardening with each other and with the general public.

I've been fortunate to have made many dear friends through SDHS, and to have seen dozens of fascinating gardens. It's a thrill to be part of such a dynamic organization, and I've learned so much. I will continue as the newsletter editor and look forward to being involved for many more years in the best garden group I've ever been part of. I also plan to spend a little more time playing in my garden. Thanks to all our members for the important roles you play in making SDHS so very special, and for your personal support of my efforts.

Jim Bishop takes over as President in September, so we'll be in really capable hands. He's been an enthusiastic member since our first meeting, and as our Membership Chair, Jim organizes the coffees and the orientations. He was indispensable in designing our Fair garden this year, and I know you'll give him the same wholehearted support you have given me. Read "My Life With Plants" on page 7 to learn more about Jim. 🌿



The Real Dirt On...

ELLEN BIDDLE SHIPMAN

By Linda Bresler



Photo courtesy of
Stan Hywet Hall
and Gardens
(www.stanhywet.org)

Ellen Biddle Shipman (1869-1950) was one of the first American women landscape architects in a field that had been previously dominated by men. Because of her practical gardening experience, exceptional knowledge of plant materials, and artistic sense of design, she excelled in the landscape design field in the early part of the 20th century.

Born in Philadelphia, she spent her childhood in the Texas and Arizona territory, where her father was a career Army officer. When the family's safety was threatened by a local Indian tribe's uprising, the children were sent to their maternal grandparents' farm in New Jersey. There, Ellen became exposed to the natural beauty of the farm with its apple orchards, white picket fences, and old-fashioned flower varieties.

Ellen attended the Harvard annex (the future Radcliffe College) where she met Louis Shipman, an aspiring playwright. They left school after a year to marry, and moved to an artists' colony in Cornish, New Hampshire in 1894. While living there, Ellen became exposed to landscapes that rejected the tight Victorian bedding schemes popular at the time. Despite lacking formal training, the artists at the colony were able to create lush surroundings by keeping to the simple geometrical shapes of the colonial garden. Ellen incorporated these concepts in her own garden in New Hampshire.

In 1910, after unsuccessfully dealing with marital and financial problems, Ellen and Louis divorced, leaving Ellen with three children and no means of support. Charles Platt, a landscape painter who later became an architect, admired what Ellen had done with the landscaping of her home. He recognized that she had design talent and an excellent knowledge of plants. Since he did not know much about horticulture, Platt asked Ellen to design the flower gardens for the homes that he built. He had an assistant train Ellen in professional drafting. Ellen adopted the principles that had led to Platt's success, including axial layouts, carefully proportioned relationships between house and garden architecture, and strong visual and physical connections between a house and its gardens.

Between 1912 and 1919 Ellen worked with Platt in landscaping his clients' homes. In 1920, she moved to New York City and opened her own office. During the almost forty years that she practiced landscape architecture, Ellen would only hire graduates from the Lowthorpe School of Landscape Architecture, Gardening, and Horticulture for Women. It is thought that she wanted to help out women in the field of landscape architecture, since they were usually discriminated against in the male-dominated field.

Throughout her career, Ellen stressed the importance of privacy and enclosure in her gardens. She generally enclosed her gardens with trees and stone walls. Her intent was to create secluded areas for retreat from the oftentimes chaotic lives of her clients. She found that her female clientele wanted a private area of quiet domestic introspection. She also found that borders impacted them emotionally. The floral and shrub borders allowed for intimate interaction with the garden because they required the domestically based activities of planning, planting, cultivating, and arranging flowers. They also provided a simple and effective means of growing many different kinds of

Continued on page 12

Going Wild With The Natives:

CALIFORNIA FUCHSIA

By Pat Pawlowski

Summertime – and the living is easy.

But maybe not; for example, you, a hummingbird on the lookout for a nectar source, are getting hungry and/or thirsty. Where are those fabulous flowers of glass and plastic that held copious amounts of nectar? The giant two-legged creatures that used to keep them filled are not in sight (the whole family went on vacation). What to do?

Time to buzz off and visit the flower bed.

But what's this you see? Listless leaves, sagging stems, flower deadheads. Checking out the veggie garden, you see tomatoes ripening at breakneck speed (triggered by the family leaving on an extended trip), billions of zucchini squash, uncountable eggplants. Not much good to a hungry hummer.

Next stop: the neighbors' yard – you know, those thoughtful nature nuts whose garden was filled to the brim with wildflowers and all kinds of nectar-filled perennials this past spring.

Where are those flowers now? Uh-oh, it looks like the spring flowers are on vacation, too, at least until next year. What next?



Epilobium canum

Well, not to worry – the nature nuts have taken care of the problem. There's a new kid in town (actually in their garden) that can fill the bill (the hummer's bill) with sweet nectar. It's California fuchsia, also known as hummingbird trumpet.

There's a lot to toot about when it comes to this popular evergreen subshrub. It flowers when most other natives are done blooming, thereby quenching hummingbird parchedness. Its tubular flowers are usually a zingy orange-red (although there are a few nonconformist types with pale pink or white flowers), and hold lots of nectar. It can grow in full sun but welcomes a bit of shade inland. California fuchsia laughs – laughs! – at hot dry weather. I have one that has aesthetically draped itself against a huge boulder in back of my house. It is doing well despite excessive heat and country-western music (I live in East County). And the plant doesn't ever need fertilizer.

Size wise, California fuchsias tend to be wider than they are tall. A variety called 'Catalina' can get to be 4+ feet. Lower-growing types include 'Everett's Choice', 'Wayne's Silver' and 'Ghostly Red'. There are many others. Short or tall, hummers seem to love them all.

Of course, nobody is perfect. Generally, you wouldn't buy California fuchsias for their leaves. Certain types, if given the chance,

Continued on page 12

Trees, Please

TREE LACING 101

By Tim Clancy

jargon [jahr-guhn, -gon] noun

1. the language, especially the vocabulary, peculiar to a particular trade, profession, or group: *medical jargon*. [<http://dictionary.reference.com/browse/jargon>]

The tree care industry relies on jargon to communicate for various reasons. For example there is the drop cut, the second cut in the process of a 3-cut branch removal process or reduction, which indicates that the canopy size will be reduced in some manner. Both of the previous terms are familiar to arborists and tree workers around the country. Each has a specific meaning and can be quantified.

In San Diego you quite often hear the term “lace” or “lacing” applied to tree pruning. This is what is known as pseudo-jargon. In reality “lacing” is a marketing term. There is no standard “lacing” pruning cut. It can't be found in the literature about tree pruning.

I've even heard some of San Diego's finest tree care people use the term from time to time, a fine example of the insidious nature of the word. The five big terms relative to tree pruning are *clean*, *thin*, *raise*, *reduce* and *restoration pruning*. Each of these terms is defined in the tree pruning standards published by the American National Standards Institute as ANSI A300.

You will not find any reference to “lacing” in the ANSI A300 document. So what do people mean when they say lacing? As far as I can tell it is the severe over-pruning of a tree to reveal the remaining branch structure.

The beauty of using a term like lacing is that it allows each individual to visualize the end result in his or her head. Like a radio commercial saying that the flashy new car is red. Each of us imagines our perfect red.



A professionally laced *Liquidamber styraciflua* 'Rotundaloba' by a Certified Arborist.

Photo: Tim Clancy

So what exactly is wrong with “lacing”? Besides the fact that it's not an industry standard, this “type” (I am hesitant to call it a type of pruning lest I continue to help legitimize the term) of pruning leads to over-pruning. This over-pruning can lead directly to the early demise of the tree. Because many of the interior branches are stripped out during the pruning process, branch taper is compromised. These interior branches also assist in wind damping. When they are removed the tree responds to a heavy loading wind event with branch failure. The removal of so much foliage also has a detrimental effect on the

root system. Some of the roots will die because the leaves necessary for photosynthesis have been removed. I like to remind people that trees don't make “extra” leaves but only what's necessary to support their systems. So, when you remove a large amount of foliage from the top, something has to go from the bottom. The canopy and roots aren't ever really in balance but more like a seesaw in constant motion (when not dormant).

Let's work together to remove this term from the arboriculture industry in San Diego.

Check out flickr.com/treemanagers for tree lacing photos.

Book Recommendation: *American Chestnut: The Life, Death, and Rebirth of a Perfect Tree*, by Susan Freinkel. A great read about one of America's greatest trees. You can borrow a copy from The San Diego County library.

Member Tim Clancy is an International Society of Arboriculture Certified Arborist (#WE-0806A). Tim welcomes comments and questions and can be reached at treemanagers@gmail.com. ☞

Digital Newsletter For Free • Printed Newsletter Surcharge

We greatly encourage members to get the newsletter *exclusively* on-line. Each printed copy of the newsletter costs over \$2.50 to print and mail, and this year we'll spend about \$33,000 in newsletter costs, our biggest expense. Switching to reading the newsletter on-line saves money, trees and energy.

The digital newsletter features all color photos, live links, the ability to enlarge it for easy viewing, the option to print out only the pages you want to keep, and significantly reduced environmental impact. Back issues are available on our website for instant access. We see this as the inevitable future of publishing for budget-conscious and ecologically considerate groups like ours, and we hope you agree.

Starting with renewals in October 2011, members who choose to receive the printed newsletter will pay an annual surcharge of \$12 (in addition to their yearly dues) to help offset the printing and mailing expenses. You can continue to get the printed newsletter for FREE for five years IF you extend your membership for 5 years BEFORE October 1st.

When you renew for 5 years you only pay for 4 years—the 5th year is FREE! Individual memberships are \$30/year or \$120/5 years; family memberships are \$35/year or \$140/5 years. Save more money by using the \$5 value Hort Bucks you receive when you get a new member to join.

We are confident that the newsletter will continue to be a major benefit of your membership, bringing you news about our activities and practical, reliable and appealing articles about gardening in San Diego. If you have any questions, please contact Susi Torre-Bueno at (760) 295-7089. ☞




Book Review

BACKYARD GIANTS

By Susan Warren

Reviewed by Caroline McCullagh



I bought *Backyard Giants*, subtitled *The Passionate, Heartbreaking, and Glorious Quest to Grow the Biggest Pumpkin Ever*, thinking it was a gardening book, but as I started reading I decided it was more a sports book than a garden book. No Olympic athlete ever thought more about or worked harder for their sport than the people who grow giant pumpkins for competition.

Most of those people are men, but there is a smattering of wives who participate. Most of the wives, however, just roll their eyes and go into the other room when the talk turns to pumpkins. This book follows the competitive career of father and son team Dick and Ron Wallace as they plan and then execute their strategy for growing the winning pumpkin of the 2006 season.

Never heard of competitive pumpkin growing? Neither had I until recently. And it turns out that there's also competition for the largest watermelon (the record as of 2006: 269 pounds), cabbage (124 pounds), tomato (24 pounds), and the longest carrot – almost 17 feet! But pumpkins are at the top of the heap, figuratively and literally. In 2006, the growers all over the United States were trying to achieve a new record – 1,500-pounds, and beyond that, they were dreaming about a one-ton pumpkin.

Now, I know you're thinking a packet of seeds, a little bit of space, a little bit of water. Nope. We're talking just a few seeds, maybe as many as ten if you're a really ambitious grower. And not just any seeds. The seeds of individual named pumpkins (not species, pumpkins) are traded and even sold for hundreds of dollars. But, in spite of all the competition – and believe me, it's serious – when they're sold, it's in the name of a club, not the individual who donated them, and the clubs help new members get started.

Before you can think about seeds, though, you have to think about your soil. These competitors spend years getting their soil just right. Luckily for us, the Wallaces were working up a new area in 2006, so we get to learn about pumpkin growing from the ground up.

Once you have your seed and your soil, you plant, and then the real worrying starts. It's amazing how many things can break your heart: weather, viruses, insects, animals the list seems endless. And they can break your heart right up to the moment you harvest. One of the included photos is of a smiling Dick Wallace next to the shattered remains of his 2005 pumpkin. When he and his friends tried to lift it to take to the weighing, they found it had started rotting on the bottom. This book may break your heart.

The one negative is that although Susan Warren has done a first class job of reportage, she really doesn't convey to us the passion that these growers feel. We'll have to supply that from our own knowledge of how passionate we are about our own gardens.

Backyard Giants (ISBN-10: 59691-278-2) is 245 pages, hard bound, and \$24.95. It includes eight pages of color photos that are almost worth the price of the book by themselves. 🍂

[NOTE: go to www.bigpumpkins.com to see the current champion - 1810.5 pounds!]

Community Outreach

GIVE BEES A CHANCE

By Linda Johnson

Lately there has been a lot of buzz about the plight of honeybees and the global impact of their decline. Learn to "do no harm" to these critical pollinators, by utilizing the resources below.

San Diego Beekeeping Society

The San Diego Beekeeping Society welcomes both amateur and professional beekeepers. Serving as a local resource for beekeepers, the focus is on promoting best beekeeping practices and encouraging better bee stewardship. Education, networking, lively discussions and more are part of their monthly meetings. A recent meeting included a demonstration of honey-extraction, with members sharing equipment and expert tips. Interactions with gardening, agricultural and other beekeeping organizations further promote the group's goals. Beekeepers work together to achieve bee-friendly legislation and laws (to sign a local petition see www.beefriendlysandiego.com). For more information and a calendar of events visit www.sandiegobeekeepingsociety.com. The website has links to services for removing/saving hives, to find beekeeping supplies, and to join beekeeping communities.

Attract Bees to Your Garden

So, how to attract more bees to your garden? Rely on the basics: food, water, shelter and protection from pesticides. For food, grow plants that have colored petals, strong scents, and lots of nectar and pollen. For water, bees prefer a small, shallow water feature that trickles with a gentle flow. Since 70% of native bees are ground nesters, they just need about one square foot of bare, sun-soaked earth. Avoiding pesticides is easy if your garden provides a rich variety of native plants which attract beneficial insects that devour aphids, white flies, and mealy bugs.

Help Count the Bees

Over the past few years scientific studies suggested that both honeybee and native bee populations were in trouble worldwide. What was missing was how the wild bees were doing and how that impacted pollination of garden plants, crops and wild plants. In 2008, a project was started to gather information about urban, suburban and rural bee populations and to empower people to learn about their local bees. People all over the world volunteered to observe their bees and measure bee activity on Lemon Queen sunflowers. The project now includes bee balm, cosmos, rosemary, tickseed, goldenrod and purple coneflower. To join this project visit www.greatsunflower.org.



Help Save the Bees

Nicotine-based pesticides which are used to coat plant seeds become a permanent insecticide inside the plant. After ingesting dew on plants that have absorbed these pesticides, disoriented bees can't find their way back to the apiary. Massive numbers of bees get lost and die. With pollination responsible for one-third of our food supply, the reduction of the bee population prompted the Pollinator Protection Campaign by the Sierra Club. Join the campaign along with the American Beekeeping Federation and the American Honey Producers Association at http://connect.sierraclub.org/project/Pollinator_Protection_Campaign. 🍂

Masters of the Obvious Create the Sublime



Landscape frames our days: trees or flowers, sidewalks and walls, city parks or private gardens. But who envisions this framework? ***Women in the Dirt*** is a new feature-length documentary about seven groundbreaking landscape architects and reveals how these self-described "masters of the obvious" create the sublime.

The film debuts in San Diego on Saturday, October 29, at the San Diego Natural History Museum. The event begins at 6:30 pm with a reception. A discussion with director Carolann Stoney and special guests follows the screening. Tickets are available now, with discounts for early-bird purchase (until Aug. 31) and members of partner organizations (including SDHS). Ticket prices range from \$15 to \$30. They may be purchased at: <http://a3.acteva.com/orderbooking/bookEvent/A311015>.

This premiere is presented with the help of the San Diego Botanic Garden, San Diego Floral Association, San Diego Horticultural Society, San Diego Chapter of the Association of Professional Landscape Designers (APLD), and Women's Museum of California.

Women in the Dirt focuses on seven women: Cheryl Barton, Andrea Cochran, Isabelle Greene, Mia Lehrer, Lauren Melendrez, Pamela Palmer, and Katherine Spitz. Their projects highlight their architectural and landscape principles while passionately advocating sustainability, safety and beauty. The film recognizes their contributions as both artists and scientists, as it documents the beautiful, practical, and eco-conscious works they create. Though some of their work can be found in various publications, this is the first documentary to bring the collective works of landscape architects to a larger audience.

Each woman is interviewed in her office and in gardens or parks she has designed. The film explores their personal aesthetics and approach to the discipline. Beyond the squares of lawn and concrete in suburban sprawl, a new landscape approach is being adopted which is elegant and beautiful, and most importantly, it is sustainable.

Director Carolann Stoney conceived of the idea while studying landscape architecture at California State Polytechnic University Pomona. She noticed the glaring lack of information on women in the field and became determined to rectify that. Her short film on the subject received the 2009 American Society of Landscape Architects Student Honors Award in Communication. That film became the basis for this longer work.

For more information about the film visit <http://womeninthedirt.com>. ☘

My Life With Plants

By Jim Bishop

As a way of introducing the incoming San Diego Horticultural Society president, here is the first in a series of articles that chronicle Jim Bishop's experiences with plants and the effect they have had on his life.

The first plant I remember wasn't beautiful, nothing that you would ever want to grow in your garden, or even alive. It was an invasive weed brought to the U.S. by accident in a shipment of Ukrainian flax seed to South Dakota in 1877, or so goes the story you often hear. I'm talking about the plant that is now emblematic of the high plains, the tumbleweed. It was 1958 and we were living in Monahans, Texas. Our family moved every two years or so because my father, a civil engineer, was working to build power plants to keep up with the rapid growth in electricity demand of post-World War II baby-boom America. My parents would have preferred to have lived in Midland (where oil company executives lived) or even Odessa (where oil roughnecks lived), but there was a housing shortage and we weren't staying long, so they had to settle for a shotgun shack in less desirable Monahans. Years later a high school friend of mine, also from the area, described it as so barren that people often mistook the three trees in their front yard for a roadside park, and they would have to regularly chase away the picnickers. My mother used to say if it didn't have a thorn on it, it wouldn't grow in Monahans.

Anyway, back to tumbleweeds and my first plant memory. In the fall, when the winds would blow, dead tumbleweeds would break free of their roots and roll across the plains to spread their seeds. They would come to rest against anything that stopped them, such as a fence or the side of a house. So one of my first plant memories was watching my father setting the tumbleweeds free to continue rolling before they dropped seeds against the side of our house.

Fortunately, my parents (neither from Texas) knew there was more to be seen in the southwest than endless horizons, baseball-sized hail, tumbleweeds, and oil wells. They bought a Shasta camper and took us to see the sights over long weekends and our annual two-week vacation. The trip I remember most vividly was to Yosemite. We visited the Mariposa grove and, like everyone else, drove through the Wanona Tree, a giant Sequoia that a tunnel had been cut through the middle in 1881. Our trailer got stuck and dad had to deflate the tires get us through the tree. (Alas, the Wanona tree fell in 1969. For photos see: http://www.alamedainfo.com/redwood_tree_ca.htm)

My first two plant memories represent polar opposites in the world of horticulture. One plant became the emblem of how agriculture forever changed the high plains; the other became the emblem of the Sierra Club and America's efforts to save natural landscapes for future generations.

Lucky for me, our stay in west Texas was short and my encounters with plants would improve dramatically over the years. I find myself today living in the horticultural wonderland that is coastal Southern California and look forward to serving as president of the San Diego Horticultural Society.

Next stops on *My Life with Plants*: Houston, Texas and Wichita, Kansas. It will get better than tumbleweeds.

Incoming president Jim Bishop is a Garden Designer and has been a member of San Diego Horticultural Society since its first meeting. ☘



Butterfly Metamorphosis In Olivenhain

By D. Gail DeLalla

Monarch butterflies swirling around milkweed are a familiar sight, but watching a black, yellow and white banded larva transform itself into a pale green chrysalis and hang suspended perfectly camouflaged on a *Miscanthus* leaf drew us away from admiring mere stationary plants into the animated metamorphosis of the Lepidopteran order.

I first spotted the mature larva suspended vertically by its cremaster attached to the underside of a *Miscanthus* leaf approximately 4-1/2' high. I watched transfixed as the green outer covering emerged from the head hanging upside down, and moved upward covering the black, yellow and white bands until the larva disappeared within. Then a black object resembling a squashed spider ejected from the larval posterior; perhaps the larval filaments, and fell to the ground. Delicate golden speckles decorated the perfectly camouflaged new chrysalis. It seemed an enticing meal to a feathered predator, but the unpalatable cardiac glycosides accumulated by the larva from feeding on milkweed will repel most predators.

Thanks to Heather and Morri Callaghan's perfectly timed July Coffee in the Garden invitation, some of us enjoyed this special bonus sighting of insect-plant interactions, and left inspired to include more *Asclepias* (milkweeds) in our gardens so we might marvel (and be prepared with camera and tripod) at such a transformation again.

[To see this amazing transformation visit <http://lifecycle.onenessbecomesus.com/pupae.html>, the source of the image shown here.] 🌱



Master Gardeners Fall Garden Tour

By Mary James

On Oct. 1, eight Master Gardeners will open their home gardens for visits as the Master Gardener Association San Diego County presents its first ever "Autumn in the Garden Tour & Marketplace."

The self-guided tour from 10 a.m. to 4 p.m. is centered in the scenic Point Loma area, and will include a visit to the Silver Gate Elementary school garden mentored by Master Gardeners. The marketplace featuring handcrafted garden art, plants and food trucks will be at Dana Middle School, 1775 Chatsworth Blvd.

Advance tickets are \$20. They can be purchased with a credit card online or by mail using a downloadable form at www.mastergardenerssandiego.org/gardentour.

Tickets purchased on tour day will be \$25 and will be for sale at the marketplace.

"We chose this time of the year to highlight San Diego's ideal fall planting season," said Master Gardener Mickey Santina, co-chair of the event. "In keeping with our mission, each tour stop will feature educational exhibits and highlight sustainable gardening practices."

Eight open gardens are water-wise landscapes with diverse amenities ranging from outdoor kitchens to potagers and orchards. Two include grass-free front yards, while another showcases composting, rain water harvesting and gray water irrigation. Notable plants in each garden will be labeled and many of these plants will be for sale in the marketplace. The gardens can be previewed online at www.mastergardenerssandiego.org/gardentour.

Master Gardeners will be on hand at each tour stop to answer questions about the garden and other gardening questions. Educational exhibits in select gardens will cover topics ranging from butterfly gardening and citrus care to eco-friendly pest management and composting.

At the marketplace, Master Gardener hand-crafted garden art including birdhouses, butterfly water dishes, crystal garden totems and hypertufa pots will be for sale. Other vendors will be selling a variety of foods and beverages, plants, new gardening books, and other garden related items. The marketplace is open to tour goers and the general public.

Tour sponsors include San Diego Home Garden/Lifestyles magazine, Edible San Diego, Kellogg Garden Products, Coach America, Walter Andersen Nursery, Anderson's La Costa Nursery, Native Sons, Briggs Tree Company and Greatsoil.

Proceeds from the tour benefit the Master Gardener Association San Diego County, a non-profit all-volunteer organization that has provided free home gardening advice here for almost three decades. The more than 200 active Master Gardeners are trained and supervised by the University of California Cooperative Extension.

For additional information on the tour or any other Master Gardener program, contact the MG Hotline at (858) 694-2860 Monday-Friday, 9 a.m. to 3 p.m. or visit the website at www.mastergardenerssandiego.org. 🌱



Happy 17th Birthday to Us!

By Susi Torre-Bueno

A very heartfelt *thank you* to the passionate founders who created our Society in 1994: Don & Dorothy Walker, Steve Brigham, Diana Goforth, Laurie Bussis, Bill & Linda Teague, Adele Snyder and Kathy Musial. Their vision set us on the path to having a friendly group that enjoys sharing information and the joy of gardening. Our members range from beginning gardeners to skilled professionals – what they have in common is a passion for plants. In the past 17 years we have grown to over 1300 members, making us one of the largest and most active garden groups in the United States. Some of the year's highlights are below.

We've gained some fine new sponsors this year, and we thank all our sponsors (see page 10) for the financial support that enables us to accomplish as much as we do.

To do your share by becoming a more active participant see page 2 for volunteer opportunities – it's a great way to use your talents and meet like-minded folks. I know firsthand that you get so much more out of a group if you are involved in it. About 200 members volunteered this year and we greatly appreciate their efforts during the Spring and Fall Home/Garden Shows, our garden tour, the San Diego County Fair, and many other activities. Our board members act behind the scenes to keep things running smoothly – their names are on page 2.

What have we done since last September? Our extremely popular Coffee-in-the-Garden gatherings included gardens all over the county and a Pomegranate & Persimmon Picking in Pauma Valley, thanks to our gracious hosts. In March, Ida Rigby and the Tour Committee organized our local garden tour of exceptional Vista and Fallbrook gardens. Our plant display at the Spring Home/Garden Show attracted lots of attention. Al Myrick led the judging for our awards for the Regional Science Fair, and also coordinated our three \$1000 college scholarships. We held two sold-out workshops in April: Hypertufa Container Making (with Steve Gerischer) and Pebble Mosaics (with Marilyn Guidroz). Our award-winning display garden at the San Diego County Fair was huge success, and for the first time we partnered with the San Diego County Water Authority.

Our monthly meetings remain the heart of what we do and we are appreciative of our exceptional vendors and everyone who helps out. In May we started having a special table to make it easier to borrow videos of past meetings. The Program Committee does an outstanding job of recruiting exciting speakers. Topics this year ranged from *Desert Plants for San Diego* to *The Dangers of Being a Honey Bee* and *Plant Tales of Early California*. At our Special Evening in April the captivating Jeffrey Bale spoke about *The Pleasure Garden* and shared images from his world travels.

Continued on page 14

SDHS Nametags

Sturdy magnet-back nametags are just \$8.50

To order go to
www.sdhortsoc.org/ordernow.htm
or call Diana at (760) 753-1545



SDHS SPONSOR ↓

INDOOR GARDEN SUPPLY

**ORGANICS
HYDROPONICS**

**New
Location!**

"Help us Grow and we'll help You Grow!"

IGS

Innovative Growing Solutions

"Your Success is Our Success"

858.578.4477

www.IGShydro.com

5060 Santa Fe Street #D

San Diego, CA 92109

10% discount for SDHS members

SDHS SPONSOR ↓

Southwest Boulder & Stone

**10% OFF
ALL ROCK
IN STOCK!**



PLEASE VISIT OUR
WEBSITE FOR MAPS
& DIRECTIONS.

SWB
SOUTHWEST BOULDER & STONE

619-331-3120
www.swbrock.com

Welcome New Members!

We encourage our 1300+ members to be active participants and share in the fun; to volunteer see page 2. A warm hello to these new members:

WE WELCOME SAN DIEGO COUNTY WATER AUTHORITY AS OUR NEWEST SPONSOR

Pat Brazell	Stephen Lague
Lory Cleveland	Deborah Lockwood
Barbara French-Lee	Kathleen McKee & Jeff Davidson
Shadi Hajjar	Ruby Robertson & Heidi Jacques
Barbara Huntington	
Daniel Konschak	

NEW ADVERTISERS SAN DIEGO BEGONIA SOCIETY (INSIDE FRONT COVER)

WORLDVIEW TRAVEL (PAGE 16, DIGITAL EDITION ONLY)

HORT BUCKS ARE GREAT!

Kudos to these members whose friends joined in 2011; they earned Hort Bucks worth \$5 towards Opportunity Drawing tickets, name-tags, Plant Forum CDs or dues. To get your Hort Bucks ask your friends to give your name when they join.

Ann Beckett (1)	Pat & Willey Humphrey (1)
Joyce Berry (1)	Barbara Komur (1)
Jim Bishop (1)	Amelia Lima (1)
Alyson Breathed (1)	Cathy McCaw (1)
California Mycorrhiza (2)	Susan & Frank Oddo (1)
Zephyr Carlyle (1)	Paige Perkins (2)
Sharon Corrigan (1)	Una Pierce (1)
Pat Crowl (1)	Barbara Raub (5)
Cuyamaca College (1)	Sue Ann Scheck (1)
Chris Drayer (1)	Jackie & Randy Schwartz (1)
Kathy Esty (2)	Pam Skirgoudas (1)
Margaret Graseola (3)	Sue Toeniskoetter (2)
Devonna Hall (1)	Susi Torre-Bueno (2)
Joan Herskowitz (1)	Darlene Villanueva (1)
Eva Heuser (1)	Pat White (1)

Discounts For Members

Get a 15% discount at Briggs Tree Co. (see page 9; tell them to look up the "San Diego Hort Society Member" account).

For the Grangetto's Preferred Savings Program go to www.Grangettos.com.

Get a 10% discount at San Diego Botanic Garden on Family/Dual or Individual memberships. Just state you are a current member of SDHS on your membership form. It cannot be done online, so mail it in or bring it to the Garden. Info: psley@SDBGarden.org.

SEE THESE ADS FOR MORE DISCOUNTS: Barrels & Branches, Botanical Partners, Buena Creek Gardens, Cedros Gardens, Courtyard Pottery, IGS, Pacific Horticulture, Solana Succulents, Southwest Boulder & Stone and The Plant Man.

SPONSOR MEMBERS

(names in bold have ads)

Agri Service, Inc.
Anderson's La Costa Nursery
Aristocrat Landscape, Installation & Maintenance
Barrels & Branches
Botanical Partners
Briggs Tree Company
Buena Creek Gardens
California Mycorrhiza
Cedros Gardens
Coastal Sage Gardening
Columbine Landscape
Courtyard Pottery
Cuyamaca College
www.EasyToGrowBulbs.com
EuroAmerican Propagators
Evergreen Nursery
Forget-Me-Not Landscape Design
Glorious Gardens Landscape
Grangetto's Farm & Garden Supply
Green Thumb Nursery
Innovative Growing Solutions
Kellogg Garden Products
KRC Rock
LandscapingNetwork.com
Legoland California
Living Green Design Solutions
Mariposa Landscape and Tree Service
Mary's Good Snails
Moosa Creek Nursery
Multiflora Enterprises
Nature Designs Landscaping
Pearson's Gardens
ProFlowers
Renee's Garden
San Diego County Water Authority
Solana Succulents
Southwest Boulder & Stone
St. Madeleine Sophie's Center
Sterling Tours
Sunshine Care
Sunshine Gardens
www.TheMulch.com
The Wishing Tree Company
The Yard Fairy
Tree of Life Nursery
Walter Andersen Nursery
Weidners' Gardens
Pat Welsh
Westward Expos

LIFE MEMBERS

*Horticulturist of the Year

Chuck Ades* (2008)	Lois Kline
Walter Andersen* (2002)	Vince Lazzaneo* (2004)
Norm Applebaum & Barbara Roper	Jane Minshall* (2006)
Bruce & Sharon Asakawa* (2010)	Bill Nelson* (2007)
Gladys T. Baird	Tina & Andy Rathbone
Debra Lee Baldwin	Jon Rebman* (2011)
Steve Brigham* (2009)	Peggy Ruzich
Laurie Connable	San Diego Home/ Gardens Lifestyle
Julian & Leslie Duval	Susi & Jose Torre-Bueno
Edgar Engert* (2000)	Don Walker* (2005) & Dorothy Walker
Jim Farley	Lucy Warren
Sue & Charles Fouquette	Evelyn Weidner* (2001)
Penelope Hlavac	Pat Welsh* (2003)
Debbie & Richard Johnson	Betty Wheeler

CONTRIBUTING MEMBERS

Philip Tackill & Janet Wanerka
René van Rems

What's Up at San Diego Botanic Garden?

The San Diego International Orchid Show and Sale is back! For the 17th consecutive year, San Diego Botanic Garden will be hosting this unique event featuring a wide variety of unusual orchids for show and sale. This event takes place on two days, October 1 and 2 from 10am until 4pm, with ample amounts of orchids to choose from each day. But if you are a member of the Garden (or would like to become one) you can shop early and see the exhibit on Friday, 3:30 - 5:30 pm.



Photo: Rachel Cobb

There are several questions that arise when an orchid is purchased, but the most common by far is, "How do I take care of an orchid?" Though there are thousands of different species, we will focus on the most common, the Phalaenopsis hybrid orchid. You are most likely to find these in your local grocer or home improvement store, but some of the more unusual varieties, some fragrant, will be featured at the Orchid Sale.

We suggest following these three tips provided by Harry Phillips from Andy's Orchids in Encinitas. First, it is important to repot your orchid soon after you purchase it. This particular orchid, "should be planted in 1/3 fine bark, 1/3 medium bark and 1/3 big prolite (#3) soil," says Harry. Repotting your orchid will prolong its lifespan. In addition, Phillips mentioned, "warm temperatures and shade suit this particular orchid best." Too much sun can be damaging so be aware of the plant's surroundings. Lastly, you may want to know how often to water: Phillips recommends watering a "couple times a week." However, take into consideration the humidity in your home.

The best way to check whether or not you're keeping up with the demands of your orchid is, "to feel the texture of the leaves. If they are firm you are in the clear. However, if the leaves are soft you will need to water your orchid more often." One more tip from the San Diego Botanic Garden: come prepared with questions for our "Orchids 101" lectures on culture and care.

In celebration of the 25th Anniversary of the City of Encinitas, we are offering FREE entry to the Orchid Show and Sale along with FREE admission to the Garden on Saturday, October 1. On Sunday, October 2 the event will be FREE with paid admission. Parking is FREE both days. 🌸

New E-Mail? New Street Address?

Please send all changes (so you will continue to receive the newsletter and important notices) to membership@sdhortsoc.org or SDHS, Attn: Membership, PO Box 231869, Encinitas, CA 92023-1869. We NEVER share your e-mail or address with anyone!

QUALITY never *grew* so good!

Briggs Tree Company, Inc.:

- Over 200 acres in production
- Full-scale ornamental nursery - flats to 4" color, shrubs, vines and trees
- Unusual plant varieties and new introductions
- Commitment to quality and service
- In-house purchasing agent
- Delivery anywhere in the continental US



San Diego
760.727.2727

briggstree.com
view our Virtual Tour

SDHS SPONSOR ↓

Over 500 types of
stone and boulder for your
Water-Wise Garden.

Flagstone
Pavers
Pathway DG
Boulders...
and so much more...

Our creative and
knowledgeable staff
will help you make the
best selections for the
garden of your dreams.



Natural Stone & Boulder Supply

San Marcos (760) 744-1036

Poway (858) 748-3953

Lakeside (619) 443-8153

1 800 KRC ROCK (1 800 572-7625) www.KCRCRock.com

Two Worthwhile Workshops

CAPTURING RAIN WATER & GREY WATER

Based on the regenerative principles of permaculture, Candace Vanderhoff, LEED AP, presents how rainwater harvesting and grey water reuse, bio-swales and earthworks create healthy and vibrant urban landscapes, while reducing potable water use. Visual models will demonstrate upcycling: reusing our two most unappreciated resources - water and discarded construction materials. This FREE workshop is offered on Sept 22 from 5:30 - 7:30 pm in Kearny Mesa by the California Center for Sustainable Energy. Register ASAP at www.energycenter.org/forestry; for more info contact Robin Rivet (858) 634-4741 or robin.rivet@energycenter.org.

NATIVE GRASSES LANDSCAPING WORKSHOP

Landscaping that conserves water is fast becoming the number one focus of conservation programs. Water conservation is the future of urban landscape principles in "thirsty" California. Let the experts from the California Native Grasslands Association (CNGA) show you how to use native grasses, sedges, and rushes successfully in a variety of settings to create beautiful residential, commercial, and public landscapes. Besides saving water, native grasses can rebuild soil and prevent erosion, enhance wildlife habitat, and lower maintenance costs. The latest applications of native grasses for treatment, attenuation, and infiltration of storm water in bio-swales will be addressed. This workshop is appropriate for landscape architects and contractors, homeowners, engineers, planners, parks & recreation staff, biologists, regulatory staff, land & resource managers, and nursery practitioners. Cost is \$140. One workshop to be held in Fallbrook at the FPUD building on September 29 from 8 am to 4 pm; the same workshop will be held the next day in Arcadia. Register and download a flyer at www.cnga.org/get_involved/workshops. ☘

SDHS SPONSOR ↓

Coastal Sage Gardening
Garden Design and Maintenance

Ca. Contractor License # 920677

Water Drainage
Water Holding Tanks
Soil Analysis
Soil Amending
Mulching
Plant Labeling

619 223 5229
coastalsage.com

Happy Birthday Continued from page 9

Our newsletter continues to be a major member benefit, and we encourage all members to read it on-line, helping reduce costs and our carbon footprint. I want to thank this year's regular contributors: Linda Bresler, Janine Free, Richard Frost, Joan Herskowitz, Linda Johnson, Neal King, Caroline McCullagh, Pat Pawlowski, Barbara Raub, Robin Rivet, Greg Rubin, Trudy Thompson, and Ava Torre-Bueno. Also, many members contributed to the Sharing Secrets column. Thanks to Rachel Cobb, our graphics editor, for always making the newsletter look so good.

So... what's in store for the coming year? September 25th we'll be hosting our Volunteer Appreciation Party. In October we'll have two succulent container workshops with engaging expert Debra Lee Baldwin. We're planning a spring garden tour in the La Mesa area, and a five-day garden tour in May to San Francisco. Most of our thought-provoking 2012 speakers have been selected, and talks will include such topics as tree selection and care, "Small is the New Big," edible front gardens, and plant exploration. We'll continue to add valuable information to our website (www.SanDiegoHorticulturalSociety.org); we have Sally Sandler to thank for continuously adding useful plant lists, etc.

How much we can accomplish really depends on you, so volunteer now, get involved and make friends with some truly dedicated gardeners. ☘

**agri
service
inc**

building healthy soils



**compost
mulch
soil**

recycled from local greens

800 262 4167

**El Corazon
Compost Facility**

3210 Oceanside Blvd.
Oceanside, CA 92056
760 439 9920
www.agriserviceinc.com



A New On-line Gardening Community Just For You!

www.theMulch.com is
Southern California's newest
and most innovative on-line
gardening community.

theMulch

Plant. Grow. Share.

- Connect with other gardeners who have similar interests.
- Access the most complete Gardening event calendar in Southern California.
- Get practical recommendations from local garden experts.
- Ask members and experts questions and get useful answers.

Visit theMulch.com today & join, it's free, easy & it's all about having fun!

SHARING SECRETS

This column is written by you, our members! Each month we'll ask a question, and print your responses the following month. **You can find copies of previous Sharing Secrets on our website at www.sdhortsoc.org/sneak_peek_3.htm.**

The question for this month was:

What veggies have done the best for you this summer; and what veggies do you plan to plant this fall?

To share your extra veggies go to www.AmpleHarvest.org and type in your zip code to find a food bank near you that takes home-grown produce. This non-profit group, "is a national effort utilizing the Internet that enables 40+ million Americans who grow food in home gardens to easily donate their excess harvest to registered local food pantries spread across all 50 states. Gardeners, farmers and other donors can share their fresh produce and, garden-by-garden, help diminish hunger in America."

Vivian Blackstone had a good harvest this summer: "I started very early, like in March, with 8 healthy plants from Lowe's of cherry tomatoes, planted them in 15 gallons containers, so if I needed to I could move them – most problems are with rabbits or rats. It turned out spectacular: all 8 made it and I've been overflowing with cherry tomatoes for 2 months now and it will continue in August. This fall I will pick Jerusalem artichokes and replant them for next year, one of my favorite veggies."

David Clarke replied that he had, "great red and yellow peppers this year and the corn wasn't too bad. Eggplants were also fairly productive. For fall I am looking forward to putting in broccoli, chard, carrots, potatoes, and probably short day onions. My garden is an herbicide- and insecticide-free zone and I had a good turnout of beneficials. Sadly, not too many garden spiders this past year... bit of a mystery!"

Linda Chisari said, "Our tomatoes have done exceedingly well this summer. I think I've finally figured out (after 35 years!) which varieties do the best in our coastal climate. Galia and Ambrosia melons have also ripened beautifully over the last few weeks, as have our pumpkins. We have many hundreds of 'Beverly Hills' apples on our dwarf tree that is, at 35, still only 4' deep but almost 20' wide. In late September I'll plant broccoli, fennel, carrots, beets, and many salad greens. Arugula and mache have naturalized and will be up when the time is right. I plant short day onions in early November."

Susan D'Vincent shared the following: "My favorite summer vegetable is the green bean Spanish Musca. It's the most delicious bean I've ever eaten and has very productive 6' to 8' vines. Unfortunately, in my yard it's prone to get some fungal problem that dries up the leaves from the outside in. (Spraying diluted earthworm effluent on it has helped.) I planted very few veggies this summer for one reason or another but I had several volunteers from last year; a Lebanese Clarinette squash, Chilaca peppers, and red and yellow cherry tomatoes. Beets and carrots volunteered last winter and are still in the ground to eat now. Broccoli and lettuce are my must-have vegetables for fall. If they don't volunteer I'll have to plant them. I will be planting Renee's Garden Oriental Giant spinach, which I love because it has huge leaves, grows fast and is delicious. [www.ReneesGarden.com has great seeds, recipes, more!] I like New Kuroda carrot, which is fat, sweet and easy to grow. I'll probably plant them from seeds that have come from the carrots which bloomed this summer."

Kathy Gatlin had some good crops: "Everyone who cooks should try chives. One plant has been in the ground two years and has been good for clipping year round. Its nice mild onion taste is a fresh addition to many recipes and looks great minced on top of deviled eggs. My favorite cherry tomato for two years running (not the same plant:) is Sungold. Its bright orange color is a nice contrast in any salad IF they make it into the house. They are as sweet as any fruit and I have been known to just stand there and eat them right off the plant! We're also enjoying Black Pearl Hybrid cherry tomato from Burpee. It is full of tomatoes right now and they are not "purple" as noted on the tag, but more like a greenish orange with a nice full tomato taste. I never plant fall veggies as we are spoiled by our membership in a CSA (Community Supported Agriculture). Twelve to fifteen different veggies (and fruits) arrive every other week. That seems to be enough to keep two people busy cooking and eating until the next delivery!"

Bobbi Hirschhoff told us she has: "tomatoes, artichoke and butternut squash planted from seeds harvested from grocery store squash. These seeds germinated and were up 3 days after planting!!! I'm putting artichokes everywhere.... veggie garden, flowerbeds and fruit tree orchard. I love the way they look and they taste even better!"

Suzie Ince had one good yield so far: "This summer purslane was by far my best crop. Yummy in salads. Corn and tomatoes are apparently in no hurry this summer. I plan to plant garlic, onion, celery, carrots, beets, fennel, kohlrabi, peas, endive, and I'll probably squeeze in a few more."

Sue Marchetti did very well this summer with: "Asian eggplant! Planting this fall: Chard (Bright Lights or similar)"

Una Marie Pierce is "having an amazing crop of tomatoes. I need to pick the small ones usually twice a day and keep my eye on the large ones, too. I'm giving the small ones away by the basketful and freezing most of the larger excess. I'm still getting kale from the winter plants. This fall I plan to let everything die out for the first time in several years and redo the irrigation, which is quite old, and probably not the best system. Then I'll plant broccoli and beans and peas as appropriate."

Meg Ryan said: "I love growing the Rainbow Swiss Chard. It makes it through our intense summer heat, so I can harvest from the same plants for two years (before they get a little scraggly looking). Plus, the different stem colors make it quite interesting, visually. I grow it in my front yard!"

Laura Starr sent in this report: "My heirloom tomato plants have not done well, but the hybrids have. Specifically, a new tomato called "Health Kick" has done extremely well. Crookneck squash is abundant. "Blue Lake" beans did very poorly. Herbs: dill, fennel, thyme, parsley - all great. "Sequoia" strawberry - a few fruits but fabulous. "Sultan" cucumber - vigorous grower and producer. In the fall, I'll do French Breakfast Radishes, carrots and arugula as well as chard and some lettuces."

Barbara Strona had modest success: "I get one or two not yummy tomatoes a year, so I decided it's cheaper to buy fancy farmers market tomatoes instead. I do get nice tarragon and dill but not a whole lot. My gardens don't get adequate sunlight or care."

Mary Jane Tanquary wrote that: "we are growing lots of different heirloom tomatoes; green, purple, red, Anaheim & jalepeno peppers; French and scallion onions; eggplant; zucchini; watermelon; cantaloupe; several kinds of pumpkins and tomatillos."

Continued on page 16

SDHS SPONSOR ↓

12755 Danielson Court
Poway, CA 92064
(858) 513-4900
FAX (858) 513-4790
Open 9-5, 7 days a week



3642 Enterprise Street
San Diego, CA 92110
(619) 224-8271
FAX (619) 224-9067
Open 8-5, 7 days a week

Free Garden Classes at both locations on Saturday mornings
www.walterandersen.com

SDHS SPONSOR ↓

MARIPOSA LANDSCAPE & TREE SERVICE INC

- Expert Tree Care
- Water Wise Irrigation
- Earth Friendly Landscaping

30 years in RSF & North County Area

(858) 756 2769

www.MariposaLandandTree.com

C-27 Lic #658986

SDHS SPONSOR ↓



Courtyard Pottery

142 S. Cedros Ave
(across from the Belly Up)
Solana Beach, CA 92075

ph **858.481.POTS (7687)**

10% DISCOUNT FOR SDHS MEMBERS

SDHS SPONSOR ↓

"It's the bible of local gardening."


Pat Welsh's SOUTHERN CALIFORNIA ORGANIC GARDENING: Month-By-Month

COMPLETELY REVISED AND UPDATED
Available at select nurseries
and bookstores everywhere

Published by Chronicle Books

www.PatWelsh.com

PAT WELSH'S
SOUTHERN CALIFORNIA
ORGANIC GARDENING



THANK YOU
To these generous donors
for our August
Opportunity Drawing:
Proven Winners
 (donated by EuroAmerican Propagators)
and to
Laird Plumleigh
for a ceramic art tile
(www.lairdplumleigh.com)

Thank you to Grangetto's
(see page 21) for donating
door prizes.

Secrets Continued from page 15

Patti Vickery said, "My basil has been growing wild. We can't eat enough pesto! Also, my tomato plants that are in the self-watering container my spouse built from a design on the internet. This fall I will plant snap peas and lettuce."

Pat Welsh (who writes extensively about veggies in her newest book, *Pat Welsh's Southern California Organic Gardening*) told us: "My most successful summer vegetable this year is an heirloom Carbon tomato plant that arrived at my house in a one gallon can; a gift from a young man from Russia who lives in Del Mar; grew too many tomato plants from seeds and offered some to our garden club. This is the most disease-resistant heirloom I have ever raised. The stalk is thick, woody, and sturdy with no rot. It bears double flowers followed by large, slightly deformed fruits of very dark color and good meaty quality like a beefsteak. They do not rot like many other heirlooms and do not get soft in the middle but are good all the way through. The fruit needs a little salt to bring out its delicate flavor. I planted this huge indeterminate vine in a large raised bed in late February and it basically took over the whole thing and this one plant crowded out the others and has born more than enough tomatoes for me to eat and give away for the last four months and is still going strong. It only bears two or three fruits in a cluster; and not a huge number of clusters but the vine is so enormous the yield is good. Due to early planting and a warm spot, I got my first fruit in late May. Anaheim peppers have been good also and are good for chili relleno."

In September I will plant a fresh edging of parsley and cole crops, especially broccoli and cauliflower, which taste so good when home-grown. Fava beans are very productive also. (After the first flowers show, pinch off the tips of the plant and steam as veggie or stir-fry. Pinching the growing tips off makes the beans begin bearing in about a week.) It's fun to grow one or two potatoes, a red one and a white one, if space permits, for a supply of new potatoes as soon as flowers show. I don't have a great deal of space, but may plant sweet onions (Granex) from seeds during the first 10 days of November and also garlic. Onions have to be transplanted in January at right spacing. They must not be crowded."

Tynan Wyatt said: "My best veggies this year were by far Moon and Stars watermelon and Mammoth sunflowers. This watermelon variety came up strong and grew quickly, producing several very large melons that are almost ready for harvest, while the sunflowers survived grasshopper assaults and wicked temperatures to become a garden landmark that can be seen from the nearby main road. A pleasant surprise was the great flavor of *Physalis peruviana*, the groundcherry. I had my doubts about the reported sweetness of this tomato relative, but lo and behold it was as delightful as promised and I will definitely be planting this again and trying its close relatives."

The question for next month is:

You can't pick your neighbors, but often you can congenially work through garden issues with them. What solutions have been effective for you with neighbors who don't mow their lawn, have broken fences, let noxious weeds grow, etc?

Send your reply by October 5 to newsletter@sdhortsoc.org.

WORLDVIEW TRAVEL & CELIA LEVY PRESENT A TOUR TO

floriade 2012

Holland & Belgium

May 4 – 13, 2012

Hosted by Nan Sterman

Award-winning garden writer & designer

This special, garden lovers' tour includes

The Floriade World Horticultural Exposition

The Aalsmeer Flower Auction

Private gardens * Public gardens


Bulb farms * and more...

Don't miss this
once-a-decade
opportunity!

For detailed itinerary
visit www.PlantSoup.com

WORLDVIEW TRAVEL

858 455-7770 • CLevy@San.rr.com
 CST # 1008676-10



August Plant Display

SDHS SPONSOR ↓

By Pat Pawlowski and Susi Torre-Bueno

What is the Plant Display?

Each month members bring in plants, cuttings or flowers and put them on our display tables. What a great way to see what plants grow well in our area. All plants are welcome – EVERYONE is invited to participate. We encourage you to write descriptions similar to those below, and put them with the plant on the Plant Display tables.

***Antigonon leptopus* CORAL VINE, ROSA DE MONTANA** (Polypodiaceae) Mexico

This summer-blooming Mexican vine grows rapidly and can reach 20-40 feet. Deciduous in the winter; the heart-shaped great leaves can be up to 4" long. The clusters of bright pink flowers are stunning. Site it carefully in your garden, as it can be invasive (a large pot might be the best solution). The website for the University of Florida warns: "Not only is coral vine a prolific seed producer, but the seeds will float on water, dispersing the plant to new locations. Fruits and seeds are eaten and spread by wildlife such as birds, raccoons, and pigs. Underground tubers produced by coral vine will resprout if the plant is cut back or damaged by frost. *Antigonon leptopus* is a smothering vine that invades disturbed areas and forest edges, quickly covering nearby plants and structures." (Walt Meier, Carlsbad, 8/11) – S.T.B.

***Echeveria elegans* MEXICAN SNOWBALL** (Crassulaceae) Mexico

This evergreen succulent forms dense mounds to 8" tall and 12" wide of gray-green leaves in tight rosettes. It is drought-tolerant in sun or light shade, but does best with some summer water. Plant it in well-drained soil. Pink flowers appear in spring to summer. (Cathy Tylka, Escondido, 8/11) – S.T.B.

***Prunus ilicifolia* HOLLYLEAF CHERRY** (Rosaceae) California

This evergreen San Diego County native shrub (or small tree) can slowly reach 20' tall, although it is usually lower. It is drought-tolerant and easy to grow in well-drained soils in full sun to part shade. White flowers appear in spring. Birds love the edible red berries (which are mostly skin and seed). The plant was utilized by native peoples. (Pat Pawlowski, El Cajon, 8/11) – P.P.

In addition to the plants described above, those below were also displayed.

What's that in front of the plant name? Plants marked 3 are fully described in the *Plant Forum Compilation*. See www.SDHortSoc.org for details on how to order this valuable reference tool.

Can you spot the phony plant this month? The phony plant in the August newsletter was *lochroma kateandharrium* 'Royal Wedding'.

Anisacanthus quadrifidus 'Mexican Flame'
MEXICAN HONEYSUCKLE (Susi Torre-Bueno, Vista, 8/11)

Callistemon sp. or cv. PINK BOTTLEBRUSH
(Sheila Busch, Escondido, 8/11)

Continued on page 18



Solana Succulents

• Rare & Exotics • Container Gardens

Jeff Moore

355 N. Highway 101
Solana Beach, CA 92075

(858) 259-4568

www.solanasucculents.com

10% Discount for SDHS Members with this ad

SDHS SPONSOR ↓

You're Invited:

For the Best in Bamboo, Palms, Cycads & now featuring Aloe, Agave, and other succulents.

Visit our 4 Acre Display Garden and see the newest and most unusual flora from around the world, including our special Australian, New Zealand and South African collections.

10% discount for SDHS members

2498 Majella Rd, Vista

760-758-6181

www.BotanicalPartners.com



Home of
Bamboo
Headquarters

SDHS SPONSOR ↓

Sunshine Gardens

It's time to plant ... Come on Down!
We have just about everything the gardener in you is looking for:

- Bedding Plants
- Citrus
- Vegetables
- Soils
- Trees
- Shrubs
- Houseplants
- Fertilizers
- Seed
- Pottery

When you're here also visit
Elizabethan Desserts & Twigs by Teri

SUNSHINE GARDENS ENCINITAS
155 Quail Gardens Drive
Encinitas
(760) 436-3244

www.sunshinegardensinc.com
Open 7 Days Monday-Saturday 7:00-5:00; Sunday 9:00-4:00

SDHS SPONSOR ↓

cedros gardens

SOLANA BEACH

- Edibles
- Succulents
- Fruit Trees
- Drought Tolerant Plants

Pesticide-free since 1993

330 South Cedros Avenue
Solana Beach, CA 92075
(858) 792-8640

www.CedrosGardens.com

10% discount for SDHS members

SDHS SPONSOR ↓

Pearson's Gardens
SAN DIEGO'S TRADITIONAL HERB FARM



(760) 726-0717
1150 Beverly Dr., Vista, CA PearsonsGardens.com

SDHS SPONSOR ↓


Nursery, Maintenance & Design
Unusual plants, pottery and gifts
10% discount for SDHS members



Barrels & Branches
Open daily 8am to 5pm
1452 Santa Fe Drive, Encinitas
(760) 753-2852
www.barrelsandbranches.com




NOW Available!




Learn the San Diego Floral Association history by reading articles written by the founding members and authors who came after them. **256 pages.** See pictures of members, flower shows, early magazine covers and other activities.

Enjoy the long history of our magazine. Available at SDFA office.



\$30. including tax

GREAT GIFT IDEA!



1650 El Prado #105,
San Diego, CA
92101-1684

Plant Display Continued from page 17

- 3 *Crocosmia* 'Little Redhead' LITTLE REDHEAD MONTBRETIA (Susi Torre-Bueno, Vista, 8/11)
- Cymbidium* Alcor (Charley Fouquette, El Cajon, 8/11)
- Crassula falcata* PROPELLER PLANT (Sue Fouquette, El Cajon, 8/11)
- 3 *Cyrtanthus* cv. or hybrid (Susi Torre-Bueno, Vista, 8/11)
- 3 *Epilobium canum* 'Silver Select' SILVER SELECT CALIFORNIA FUCHSIA (Susi Torre-Bueno, Vista, 8/11)
- Juniperus chinensis* 'Shimpaku' bonsai form (grafted on *Juniperus californica*) (Phil Tackill, Solana Beach, 8/11)
- × *Laeliocattleya* Intercepts Aquini Coerulea (Linda Espino, San Diego, 8/11)
- Lemmaphyllum microbrewery* JAPANESE SAKI FERN (Bonsai Master, Solana Beach, 8/11)
- Lemmaphyllum microphyllum* JAPANESE BEAN FERN (Phil Tackill, Solana Beach, 8/11)
- 3 *Metrosideros kermadecensis* 'Variegata' VARIEGATED NEW ZEALAND CHRISTMAS TREE (Susi Torre-Bueno, Vista, 8/11)
- 3 *Tibouchina grandifolia* LARGE-LEAVED PRINCESS FLOWER (Susi Torre-Bueno, Vista, 8/11)
- 3 *Urginia maritima* SEA ONION (Suzie Ince, Solana Beach, 8/11)



Photo: Rachel Cobb

HOW TO READ THE PLANT DISPLAY ENTRIES

- [1] ***Pastryus dulcis*** [2] '**Cheerio**' [3] DONUT PLANT ([4] Pastryaceae)
[5] 7-Eleven to Vons [6] This fast-growing annual produces copious quantities of distinctive edible fruit that is circular in shape with a central hole. The fruit resembles a donut, from which the common name derives. Provide ample moisture. ([7] Betty Crocker, San Diego, 5/96) — [8] K.M.
- [1] Latin name (*Pastryus dulcis*); **bold** names indicate plants with full descriptions.
[2] Cultivar ['Cheerio']
[3] Common Name [DONUT PLANT]
[4] Family [Pastryaceae]
[5] Distribution [7-Eleven to Vons]
[6] Description, comments, cultural directions [This fast-growing...]
[7] Name and city of member, date plant displayed [Betty Crocker, San Diego, 5/96]
[8] Initials of person who wrote description [K.M.] ✂

August Meeting Report

I am sure that most of our members are familiar with at least some sustainable landscaping techniques and principles, but there is so much more to be learned on this crucial topic. In an extremely well-designed presentation, August speaker Lynlee Austell-Slayter gave an excellent overview of some of these techniques and showed in detail how she has put them to work here in San Diego in three different garden settings. We saw low-water plants being given too much water; shrubs pruned mercilessly to their detriment, and other examples of poor maintenance that were destroying the landscapes they were supposed to be preserving.

One garden was planted, "with appropriate Mediterranean climate plants and drought tolerant species, and limited turf that is not planted on a slope," but was, in fact, ugly and also not sustainable. The plants suffered from overpruning to such an extent that they were never allowed to flower and had ungainly blocky shapes, their roots were exposed due to excess erosion from overwatering, and the soil was badly compacted due to the nearly-weekly stomping by the heavy-soled boots of the pruning crew. The "geometric torture" of the pruning was made worse because some shrubs were pruned at odd angles to allow clearance for the overhead sprinklers, which were putting out several times more water than needed. All this mess of a landscape was accomplished with a weekly crew of three people, with a truck, various air- and noise-polluting power tools, and a weekly trip to the landfill. What a waste! No wonder the homeowner was thrilled with the changes that Lynlee proposed.

It was fascinating to see the improvements to the landscape described above, plus two others, that Lynlee was able to make by appropriate maintenance – and to know that those aesthetic improvements also resulted in significantly lower water bills and less yard waste going to our landfills. Lynlee has graciously shared with us the information below (which your editor has simplified and annotated) so that we can make similar changes in our own gardens; more information, including an irrigation scheduling worksheet and a formula for calculating a water budget, is on our website.

8 Best Practices of Sustainable Landscape Maintenance

1. Landscape to your local climate.
2. Landscape for less to the landfill.
3. Nurture the soil.
4. Conserve water.
5. Conserve energy.
6. Protect water and air quality.
7. Create and protect wildlife habitat.
8. Grow food

Changes to Make at Little to No Expense

1. Optimize automatic irrigation: can reduce landscape water by 30%. Inspect and adjust sprinkler nozzles eliminate leaks, over spray, runoff, blocked spray patterns. Set controllers to water 11 PM to 7 AM for minimum evaporation, maximum percolation with dew. Adjust schedule with each water bill.

2. Discontinue hedge trimming. Prune selectively and properly.
3. Retain yard clippings as mulch for many benefits, including reduction of water evaporation and weed control.
4. Practice responsible pest control: Integrated Pest Management (IPM). Focus on long-term goals vs. short-term satisfaction. Ask yourself these questions:

What is it and is it really "bugging" me?

When did it show up and how many are there?

What can I do to prevent it from returning?

What can I really tolerate?

How do I get rid of it?

Sometimes the best decision is to keep your existing plants and improve the way you care for them.

Changes to Make at Moderate Expense

1. Remove "orphan turf" and "stupid strips"
2. Collect & channel rain water on site
3. Convert old pop-up sprayers to high efficiency nozzles

Full Conversion Renovation/Conversion to Sustainable Practices

1. Replace turf with sustainable ornamentals and food plantings
2. Convert irrigation to low flow/volume (90% efficiency) or to high efficiency nozzles.
3. Retain all waste on site Compost, worm bins

Instructions for garden helpers:

- ★ Become partners in change
- ★ New methods add value for all customers
- ★ Lace shrubs and trees by hand
- ★ Increase time monitoring and repairing irrigation system.
- ★ Bring mulch & compost – don't take away.
- ★ Distribute clippings as mulch
- ★ Use soil core probe and give reports.
- ★ Aerate turf more often.

Thanks a bunch, Lynlee, for sharing all this info – it never hurts to remind people about the importance of embracing sustainability in as many ways as possible. See page 16 for the names of those who generously donated to our Opportunity Drawing and Door Prize. 🍀

For lots more info on sustainable landscaping (courtesy of Lynlee Austell-Slayter) visit the NEW page for Sustainable Gardening on our website <http://www.sdhortsoc.org>



Your Monthly Member E-Mail

Two weeks after our monthly meeting we send all members an e-mail with important information. If you haven't been getting this it means we don't have a current e-mail address for you, so please send that address to info@sdhortsoc.org. We never share your e-mail address with anyone!

The e-mail always has these items of interest (plus sometimes a few more):

- ❖ Password for reading the newsletter on-line (this changes every month)
- ❖ Invitation to Coffee-in-the-Garden events (register ASAP – they usually fill up in under 24 hours!)
- ❖ Details about the talk at the next meeting
- ❖ Description of volunteer opportunities

Ready to replace your turf with a more sustainable landscape?

REIMAGINING THE CALIFORNIA LAWN

*Water-conserving Plants,
Practices, and Designs*

A new book by Carol Bornstein,
David Fross, & Bart O'Brien

Available online for a 20% discount at
www.cachumapress.com.



What is the Plant Display?

Each month members bring in plants, cuttings or flowers and put them on our display tables. What a great way to see what plants grow well in our area.

All plants are welcome –
EVERYONE is invited
to participate.

Join the fun and bring
something from your garden
for the September 12. meeting.

SDHS members...
SAVE \$10 on
Pacific Horticulture

Only \$18/year brings you a
beautiful full-color magazine
all about West Coast gardening!

*Each fascinating issue has articles
on places to visit, unique gardens,
plant info, and lots more.*

To receive to this exceptional
publication send \$18 with your dues



THE PLANT MAN

Specializing in Rare & Unusual Succulents & Cacti, Tropicals, Tillandsias, Crested & Variegated Plants, Caudiciform Succulents and other Abnormalities of the Plant World. Unique Handbuilt Ceramics, Vintage Pottery, Great Rocks & Garden Art.

2615 Congress Street
Old Town - San Diego

Hours: Noon to 6 pm, Wednesday thru Sunday
(619) 297-0077

10% off for all S.D. Horticultural Society Members

LIVING WALLS

Edibles, Succulents and Interiors

Your one source for design, installation
and maintenance of green roofs, living
walls and rain harvesting systems!

Call for a FREE estimate 858.430.0575

www.GreenScapedBuildings.com

greenscaped
BUILDINGS



25 Years Experience in So. California



Daniel F. E. Cannou
Consulting Horticulturist

Sunset Horticultural Services
(760) 726-3276


Professional solutions to problems
with plants, soil and irrigation

Landscape renovation
Complete landscape care

JULY COFFEE IN THE GARDEN



Photos: Barbara Raub



These enchanting plant combinations are from Heather and Maury Callaghan's garden in Olivenhain, which was designed by Scott Spencer.

Succulent Container Workshop with expert Debra Lee Baldwin

At Oasis Water Efficient Gardens (Escondido)

Two dates available:

Saturday, Oct. 15

Sunday, Oct. 16

9:30 to 11:30 a.m.

\$35/person

SDHS members only



Using plants, pots, soil and other materials, award-winning garden photojournalist, artist and author Debra Lee Baldwin will demonstrate how to design and plant a creative succulent container garden. She then will help attendee select plants and compose their own arrangements. Bring your own container and plants, or purchase plants at the nursery (at a discount!). This hands-on workshop has only 20 people per class. Debra will also sign books and sell books and CDs; visit www.DebraLeeBaldwin.com.

**Full details and registration info
will be e-mailed to members very soon!**

SDHS SPONSOR ↓

www.grangettos.com



Helping Your Garden Grow

Grangetto's
FARM & GARDEN SUPPLY

VALLEY CENTER
29219 Juba Road
760-749-1828

FALLBROOK
530 E. Alvarado St.
760-728-6127

ESCONDIDO
1105 W. Mission Ave
760-745-4671

ENCINITAS
189 S. Rancho Santa Fe
760-944-5777

Quality Products • Expert Advice • Friendly Service

Organic Products and Water Saving Devices!

- Plant Food & Nutrients
- Amendments & Mulch
- Seed & Sod
- Veggie & Flower Packs
- Garden Tools
- Water Storage
- Irrigation Supplies
- Pest & Disease Control
- Rodent Control
- Bird Food & Feeders
- Vineyard Supplies

\$5 OFF
ANY PURCHASE OF
\$25 OR MORE
VALID Sept 1 - Oct 15, 2011

Grangetto's
FARM & GARDEN SUPPLY

SKU: SDHS5
Not valid with any other sale items, discounts, coupons or promotions. Not valid for gift card purchase. Must present coupon. Limit 1 coupon per household/order. Not valid for Custom Price Plans.

Let Us Help You Take Your Next Garden Project From Start to Finish!



San Diego Horticultural Society
P.O. Box 231869
Encinitas, CA 92023-1869

Change Service Requested

Nonprofit Organization
U S Postage
PAID
Encinitas, CA 92024
Permit No. 151



San Diego INTERNATIONAL Orchid Fair

Sponsored by and held at San Diego Botanic Garden

17th Annual Orchid Show & Orchid Sale

October 1 – 2, 2011

**Celebrate 25 years of Encinitas
with Free Admission to the Garden
Saturday, October 1!**



Wide Variety of Rare
and Unusual Orchids
Lectures on Culture and Care
AOS and Ribbon Judging

For special discounts and times visit

www.SDBGarden.org

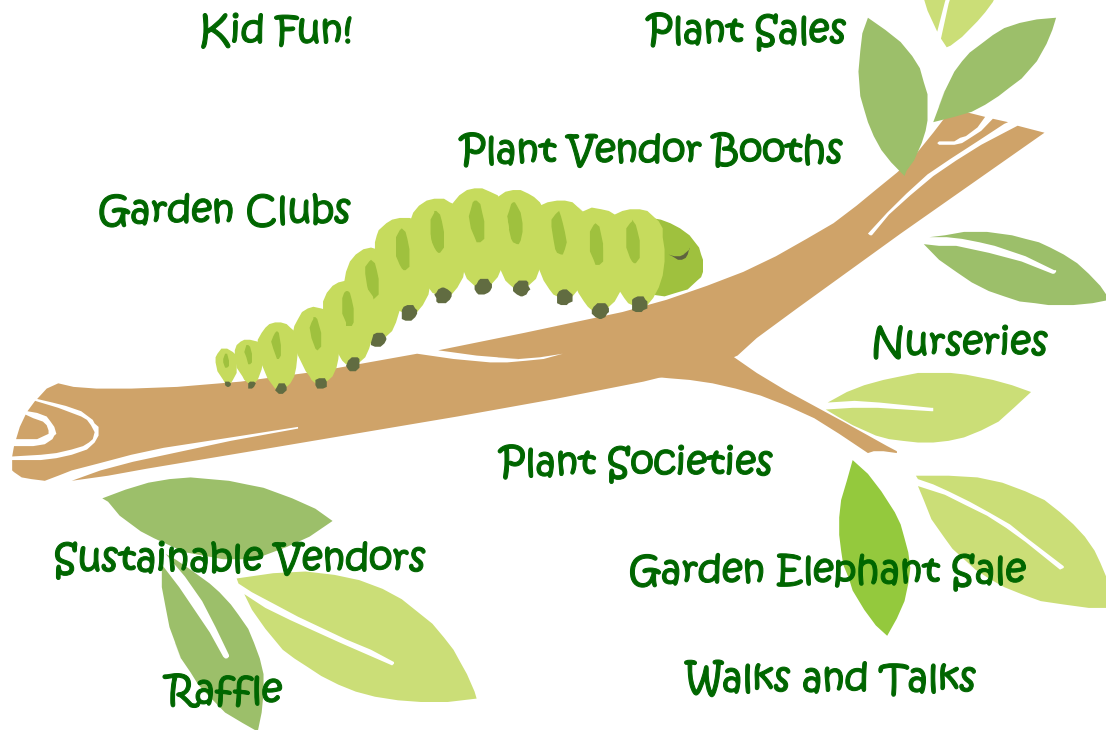
or call 760/ 436-3036 x206.



San Diego
BOTANIC
GARDEN



South Bay Green Scene 2011



Saturday, August 27th

9:00 am to 3:00 pm

**South Bay Botanic Garden @
Southwestern College**

Free Admission! – Free Parking!

Visit our Facebook page at www.facebook.com/SouthBayBotanicGarden

SBBG

Garden Talks!

9:30—Native Plants for the Garden

11:00—Composting in Chula Vista

12:30—Floral Design

SBBG

For Booth Rental or Other Information, call 619-752-5922

Email: GreenSceneatSBBG@yahoo.com

Facebook us at: www.facebook.com/southbaybotanicgarden

What's Happening? for September 2011

The SDHS is happy to publicize items of horticultural interest. See other side for resources & ongoing events.
Send calendar listings by the 10th of the month before the event to Neal King at calendar@sdhortsoc.org.

▼ SDHS Sponsor

Anderson's La Costa Nursery & Garden Design Center

- ♦ Full Service Nursery & Garden Design Center
- ♦ Over 200 Running Fountains
- ♦ Trees, Shrubs, Vines, Succulents
- ♦ Huge Greenhouse For Indoor Plants
- ♦ Large Selection of Pottery & Statuary
- ♦ Benches & Trellises
- ♦ Professionals to Answer Your Questions
- ♦ Exquisite New Gift Shop

.....Expect the Unusual



www.AndersonsLacostaNursery.com

Hello to all and welcome to our September 2011 garden tips update.

What's new -

- ❖ Fun ornamental Peppers in all of the colors (2", 4" & 6") – great for an early Fall touch.
- ❖ Cyclamen – first arrivals for the coming "cooler" season. We have them in 2", 4" & 6" in all colors.
- ❖ Also late summer means *Acalypha hispida* 'Chenille Plant' has arrived. Chenille plant is an upright shrub that can get 6-10ft high with a spread of 3-5ft. Potted plants are kept considerably smaller. The evergreen leaves are oval and pointed on the tips. Flowers are purple, bright red or crimson, and clustered in velvety catkins, 8-20 in long and an inch in diameter. They are dense and fluffy, like a cat's tail, and they appear intermittently throughout the whole year.

Lots of flowering vines are available at this time of the year, my favorite is

- ❖ *Vigna caraccalla* 'Thomas Jefferson'. 'Snail Vine', 'Corkscrew Vine'. A fast growing perennial vine to 20ft. Summer flowers are beautifully fragrant. Named from the variety grown by Thomas Jefferson at Monticello.

Cool season Tomatoes are in plentiful supply. Cool days and nights slow tomato plant growth. Fruit will not set or ripen if nights dip below 55 degrees. Cool-season **tomatoes** grow and produce fruit despite these conditions. Some good varieties are Legend, Taxi, Siberia and Glacier.

Late summer and fall favorites also arriving in the Greenhouse – check out the **Crossandra** - glossy green leaves and vibrant orange flower spikes. We should be able to see some early Cymbidiums this month too. Also big (4-5 ft. tall) **Breynia** 'Hawaiian Snowbush'. Super color for inside or out.

A September thought for your gardens:

Unwritten rules of gardening ...

The best way to garden is to put on a wide brimmed straw hat and some old clothes. And with a hoe in one hand and a cold drink in the other, tell your husband where to dig.

Continued on other side



We're on Facebook! "Like" us for info and news as it happens. You'll find us under Andersons La Costa Nursery.

The Water Conservation Garden

Details/registration at (619) 660-0614 or www.thegarden.org

Sept. 4, noon. Ask The Horticulturist Tour: Enjoy an informative walk through the Garden. Free.

Sept. 18, 9:30am. Special Access Tour: Special tour is offered monthly for people who have difficulty navigating the terrain of the Garden. Explore from the comfort of a shuttle. Free; reservations required call (619) 660-6841.

Sept. 20, 6-8pm. Laundry To Landscape: How to use grey water to irrigate your landscape. Members: \$20 Non-Members: \$30. Please register early.

Sept. 24, 10am-12pm. Designing A Beautiful Small Space Garden: Learn how to create a sparkling jewel of a landscape for your condominium, cottage, side yard, or smaller front or backyard. Members: \$20 Non-Members: \$30. Please register early.

Saturdays, 10:30am. Garden Tour: Docent led tour of the Water Conservation Garden. Meet at the main gate at the Garden entrance. No reservations required.

San Diego Botanic Garden

See page 10 for more upcoming events

Details & registration at www.sdbgarden.org or (760) 436-3036

Sept. 10, 5-10pm. Gala in the Garden: Join us for an elegant evening honoring celebrated artist, environmentalist & humanitarian James Hubbell. Enjoy food, drinks, art, floral designs, live music & more. \$200/person.

Alta Vista Gardens

See www.AltavistaGardens.org for upcoming events.

Walter Andersen Nursery FREE Saturday Classes:

9:00am Point Loma Nursery

Sept. 3 Herbs for Late Summer

Sept. 10 General Pest Control

Sept. 17 General Orchid Care

Sept. 24 Palms, Cycads, etc.

9:30am Poway Nursery

Backyard orchard Culture

Composting

Fall Vegetables

Introduction to Organic Gardening

Details at www.walterandersen.com; addresses in ad on page 15

Evergreen Nursery FREE Seminars

Sept. 3, 10am – Landscaping with Succulents & Natives

Carmel Valley and Oceanside Nurseries (see map on page 2)

Details at www.evergreennursery.com/seminar-schedule-2011

Cedros Gardens, Saturday 10am classes:

Details at www.cedrosgardens.com; address in ad on page 17.

Grangetto's Farm & Garden Supply FREE Workshop

Sept. 10, 10-noon, Growing Fall Veggies, Valley Center store

Sept. 24, 10-noon, Growing Fall Veggies, Fallbrook store

Details at www.grangettos.com; see ad on page 21.

Sept. 2, 9am Vista Garden Club Garden Tours: Two gardens. Carpool from Senior Center, 1400 Vale Terrace, Vista. See www.vistagardenclub.org.

Sept. 3, 12:30pm. Carlsbad Garden Club: Australian plants. Carlsbad City Library, 1775 Dove Lane, Carlsbad. See www.carlsbadgardenclub.com.

Sept. 3&4, 10am-4pm. Plumeria Society Hawaiian Plumeria Festival: 216 different varieties of plumeria for sale. 100s of spectacular plumeria flower entries. Cash & checks only! Balboa Park - Casa del Prado. See www.plumeriafestival.com.

Sept. 6 or 13, 5-7:30pm. Solana Center Free Class: How to Start and Sustain a School Garden Program. 137 N. El Camino Real, Encinitas. To register call (760) 436-7986x225 or www.solanacenter.org.

Sept. 10, 17, 24 & October 1 (4 day class), 1-4pm. Solana Center Free Class: How to Grow Your Own Food. 137 N. El Camino Real, Encinitas. To register: (760) 436-7986x225 or www.solanacenter.org.

Sept. 10&11, 10am-4:30pm. Fullerton Arboretum Salvia Spectacular Sale: More than 125 varieties of Salvia on sale. 1900 Associated Road, Fullerton. See www.fullertonarboretum.org or call (657) 278-8348.

Sept. 11 & 18, 10am-4pm. Iris Society Annual Iris Rhizome Sale: A large variety of iris rhizomes will be available for sale. Members will be on hand to answer questions about growing irises. Balboa Park - Casa del Prado. See www.sandiegoirissociety.org.

Sept. 12, 6:00pm

Backyard Orchard Culture

See page 1

Sept. 14, 10am, Point Loma Garden Club: Bring on the Birds. Free. Portuguese Hall, 2818 Avenida de Portugal. See www.plgc.org or call (619) 223-2051 for info.

Sept. 14, 10:30am, Poway Valley Garden Club: Owner of Daylily Hill will speak on waterwise botanicals. For info see www.powayvalleygardenclub.org or call (858) 672-2593.

Sept. 15, 1pm, Bernardo Gardeners Club: Ikebana; The Japanese art of formal flower arrangement. Oaks North Community Center, 12578 Oaks North Dr. See www.bernardogardeners.org.

Sept. 16, 11am-6pm; 17, 10am-6pm; & 18, 10am-5pm:
Fall Home/Garden Show: Hundreds of different exhibits. Del Mar Fairgrounds. (See page 3 for SDHS member discount!). See www.fallhomegardenshow.com.

Sept. 18, 1-2pm, City Farmers Nursery: Herbs Growing and Preserving. Learn the basic care for cool season herbs. 4832 Home Ave. San Diego See www.cityfarmersnursery.com or call (619) 284-6358.

Sept. 20, 7:30pm, California Native Plant Society: Discover California grasslands. Casa del Prado, Balboa Park., Room 104. See www.cnpssd.org or call (619) 282-8587.

Sept. 22, 5:30-7:30pm, Capturing Rainwater and Gray Water: Water reuse, bio-swales and earthworks create vibrant urban landscapes. See page 13. Register at www.energycenter.org/forestry.

Sept. 24, 1:30-3pm, City Farmers Nursery: Soil Prep: Dirty Hands = Great Results. How to fix problems before you start planting, more! Bring a coffee canister of your soil for diagnosis. 4832 Home Ave., San Diego. See www.cityfarmersnursery.com or call (619) 284-6358.

Sept. 28, 6-8pm, Mission Hills Garden Club: Fall as an excellent season for planting. 4070 Jackdaw Ave. Members free/guests \$10. Info: (619) 201-8285.

Sept. 29, 8am – 4pm, Native Grasses Landscaping Workshop: Experts from the California Native Grasslands Association show how to use native grasses, sedges, and rushes to create beautiful residential, commercial, and public landscapes. See page 13. Registration & details at www.cnga.org/get_involved/workshops.

Resources & Ongoing Events

ALTA VISTA BOTANIC GARDENS: Open Monday-Friday 7:00-5:00 ; 10:00- 5:00 on weekends. 1270 Vale Terrace Drive,Vista. Info: www.avgardens.org or (760) 945-3954.

SAN DIEGO BOTANIC GARDEN (formerly QUAIL BOTANICAL GARDENS): Open daily 9-5 (closed Thanksgiving, Christmas, New Year's Day); 230 Quail Gardens Dr., Encinitas. Fee: \$12/adults, \$8/seniors, \$6/kids; parking \$2. Free to members and on the first Tuesday of every month. (760) 436-3036; www.SDBGarden.org.

WATER CONSERVATION GARDEN: Open 9-4 daily, free. Docent-led tours every Saturday at 10:00am. 12122 Cuyamaca College Drive West, El Cajon, (619) 660-0614 or www.thegarden.org

MISSION TRAILS REGIONAL PARK: Guided hikes Wed., Sat. & Sun. Visitor Center open 9-5, off Mission Gorge Rd., San Carlos, (858) 668-3275.

MASTER GARDENER HOTLINE: Gardening questions answered by trained volunteers Mon.-Fri., 9-3, (858) 694-2860, www.mastergardenerssandiego.org

SAN ELIJO LAGOON CONSERVANCY: Free 90-minute public nature walk 2nd Saturday of each month start at 9:00 am. Call (760) 436-3944 for details.

DESERT WILDFLOWER HOTLINE: Anza-Borrego Desert State Park: (760) 767-4684. For information, events, road conditions, etc. call (760) 767-5311 or visit <http://desertusa.com/wildflo/wildupdates.html>.

WILDFLOWER HOTLINE: March to May call the Theodore Payne Foundation hotline: (818) 768-3533 for info. on blooms in So. California and elsewhere; visit <http://theodorepayne.org>

BALBOA PARK:

Offshoot Tours: Free 1-hr walking tour in Balboa Park every Sat., 10am. Meet at Visitors Center; canceled if rain or less than 4 people. (619) 235-1122.

Botanical Building is one of the world's largest lath structures, with 1200+ plants and lavish seasonal displays. Open Friday–Wednesday, 10am to 4pm.

Botanical Library. Room 105, Casa del Prado, Mon.-Fri. and first Sat, 10am-3pm, (619) 232-5762.

Japanese Friendship Garden: Tues. to Sun., 10-4. Fees: free 3rd Tuesday; \$5/family; \$2/adult, \$1/seniors/students; (619) 232-2721, www.niwa.org

Canyoneer Walks: Free guided nature walks Saturday & Sunday. (619) 232-3821 X203 or www.sdnhm.org

Balboa Park Ranger Tours: Free guided tours of architecture/horticulture, Tuesdays & Sundays, 1pm, from Visitors Center; (619) 235-1122.

S.D. Natural History Museum: Exhibits, classes, lectures, etc. (619) 232-3821; www.sdnhm.org

S.D. Zoo: Garden day 3rd Friday of every month from 10am. Pick up schedule at entry. Info: (619) 231-1515, ext 4306; www.sandiegozoo.org.

Garden TV and Radio Shows

GardenLife Radio Show (national). Saturday from 8-9am and Sunday from 8–10am. KCEO 1000AM radio, hosts Bruce and Sharon Asakawa, John Bagnasco. Call-in questions: 866-606-TALK. **If your local station does not carry GardenLife, hear it streaming live on lifestyletalkradio.com.** GardenLife shows are also archived at lifestyletalkradio.com

Garden Compass Radio Show (local). Saturday from 9–10am. XEPE 1700AM radio, hosts Bruce and Sharon Asakawa, John Bagnasco. Call-in questions: (619) 570-1360 or (800) 660-4769.

Garden Tips for September

September is our transition into Fall here in Southern California and the start of the best planting season of the year. Start cleaning out faded flowers and vegetables but leave the good ones in place to enjoy as long as they last.

Remember - The basis for every good garden is the soil; if you take care of the soil you won't have to worry about the plants. Autumn is the time to plant the cool-season annuals, perennials and vegetables all of which will thrive in our lovely San Diego-area autumn weather.

New Plantings:

- ❖**Sweet Peas.** For sweet peas by December plant seeds now. Look for varieties designated "early flowering." Spring or Summer-flowering types won't bloom
- ❖**Peas.** Choose a good variety. There are three basic types of peas: snow peas, snap peas and English peas. The first two have edible pods - English peas have to be shelled. Peas need a trellis for vines to climb.
- ❖**Cool-season Vegetables.** Plant cool-season vegetables such as broccoli, brussel sprouts, cabbage, cauliflower, celery, kale, kohlrabi, mustard, lettuce and other greens.
- ❖**Cool-season Flowers.** Plant cool-season flowers including calendula, cineraria, dianthus, delphiniums, Iceland poppies, nemesia, pansies, snapdragon, stock, wild flowers, violas and violets.

Garden Maintenance:

- ❖Cut back **flowered ornamental grasses** to 1.5” (that's not a typo – 1.5 INCHES) tall by November (or sooner).
- ❖**Hydrangeas** (macrophyllas) – cut back by end of this month and if you want to turn pink flowers to blue start with Hydrangea Blue regime.
- ❖**Camellias.** Keep camellias well watered this month. Letting them go dry will cause the buds to drop off depriving you of their beautiful blooms. Some varieties of camellias form a great many more buds than they can support and so will naturally drop buds. The naturally-dropped bud will be green whereas a water-stressed plant will drop brown buds
- ❖**Citrus.** Make sure citrus trees are adequately and evenly watered during this month. If the roots go dry the result can be split fruits.
- ❖**Cymbidiums.** Switch cymbidiums to a lower nitrogen, higher phosphorous & potassium fertilizer to encourage development of bloom spikes.
- ❖**Irises.** Clean up the iris beds now. Cut off damaged leaves, remove debris and mulch beds. Irises will not bloom if over-crowded and need to divided about every three years. If your irises need dividing - do it now.
- ❖In California there are two major planting seasons--spring and fall. Spring gets plenty of attention but one of the best-kept secrets is the beauty of fall planting. Although trees and shrubs are not actively growing above the ground they are very busy sending out strong roots and getting themselves established for the spring.
- ❖Roses should be encouraged to continue blooming by making sure they get the supplemental food they need. Feeding them becomes the number one item if gardeners want to have cut roses in their home during October, November and maybe even December.

Planting Tips For The Month: If you're expecting guests for the winter holidays from the East Coast or Midwest and you want to impress them with your winter flower garden, start planting the winter annuals after the middle of this month. Pansies, stock, Iceland poppies, California poppies and calendulas should all be in glorious bloom in time if they are planted this month.

Protect Against Wildfire: September is the start of the Santa Ana wind season. If you live in an area that is prone to wildfires you should prune off dead tree limbs, clean your yard of brush and dead leaves and clean leaves from the roof and gutter.

Remember, all San Diego Hort Society members receive 10% discount on all purchases (except items already on sale).

And we'd love to have you join us on our Facebook page for updates on interesting plants as they appear here at Anderson's La Costa Nursery.