

# Let's Talk Plants!

Newsletter of the San Diego Horticultural Society

October 2009, Number 181

## Seeds of Success

SEE PAGE 3

**TRANSFORMING A FRONT LAWN**

**PAGE 6**

**HORTICULTURAL HELPLINE**

**PAGE 8**

**SAN DIEGO BOTANIC GARDEN**

**PAGE 9**

**LUTHER BURBANK**

**PAGE 12**

**OPEN DAYS IN SAN DIEGO**

**PAGE 13**

**WE ALWAYS BRING...**

**PAGE 14**



**SAN DIEGO  
HORTICULTURAL  
SOCIETY**

On the Cover: Marah seeds



SEPTEMBER MEETING PHOTOS BY STACEY DORES



## In This Issue...

- 4 Important Member Information
- 5 To Learn More...
- 5 Library Notes
- 5 From the Board
- 6 Successful Drought Tolerant Gardening: To Design Or Not To Design: There Is Only One Answer!
- 7 Plants That Produce
- 7 California Native Plant Sale
- 7 Botanical Drawing Weekend
- 8 Lower-Water Gardening: Water Saving Website
- 8 Horticultural Helpline Now Accessible 24-Hours A Day
- 8 Get Personal Garden Advice from Steve Brigham!
- 8 Thanks Donors and Volunteers
- 9 Welcome New Members!
- 9 Discounts for Members
- 9 What's Up At San Diego Botanic Garden?
- 10 Book Review
- 10 Community Outreach
- 12 The Real Dirt On... Luther Burbank
- 14 Sharing Secrets
- 17 Your New Board Members
- 18 September Plant Forum
- 21 September Meeting Report

Inserts: Calendar/Resources/Ongoing Events  
California Native Plant Sale

COVER IMAGE: The cover photograph shows seeds of the native plant *Marah macrocarpus* (manroot or wild cucumber). This species one of more than 350 species whose seeds have been collected and stored in the San Diego Zoo's Botanical Conservation Center to support native plant conservation in San Diego County. Manroot is named for its underground tuber which can be several meters long and weigh over 100 pounds. It is common in San Diego County, and has distinctive egg-shaped spiky fruit. Photo by Matt Anderson.

## The San Diego Horticultural Society

### MEETINGS

The San Diego Horticultural Society meets the 2nd Monday of every month (except June) from 6:00pm to 9:00pm at the Surfside Race Place, Del Mar Fairgrounds, 2260 Jimmy Durante Blvd. Meetings are open and all are welcome to attend. We encourage you to join the organization to enjoy free admission to regular monthly meetings, receive the monthly newsletter and numerous other benefits. We are a 501(c)(3) non-profit organization.

### MEETING SCHEDULE

5:00 – 6:00 Meeting room setup  
6:00 – 6:45 Vendor sales, opportunity drawing ticket sales, lending library  
6:45 – 8:15 Announcements, speaker, opportunity drawing  
8:15 – 8:30 Break for vendor sales, lending library  
8:30 – 9:00 Plant forum; vendor sales, lending library

### MEMBERSHIP INFORMATION

To join, send your check to: San Diego Horticultural Society, Attn: Membership, P.O. Box 231869, Encinitas, CA 92023-1869. Individual/one year—\$30, two years—\$50, five years—\$120; Family/one year—\$35, two years—\$60, five years—\$140; Group or Business/one year—\$50; Students/\$16 (w/proof of enrollment); Contributing/\$90 or more; Life/\$700. For membership questions contact [membership@sdhortsoc.org](mailto:membership@sdhortsoc.org) or Sheldon Lisker at (951) 244-3502.

### FUTURE MEETINGS & EVENTS IN 2009

- November 9** David MacLaren on *Liu Fan Yuan - From Dream to Reality: Development of The Huntington's Chinese Garden*.
- December 14** René van Rems on *Fabulous Holiday Decor from Overlooked Garden Treasures*
- January 11, 2010** Amy Stewart on *Wicked Plants: The Weed that Killed Lincoln's Mother & Other Botanical Atrocities*
- February 8** John Greenlee, author of *The American Meadow Garden and Encyclopedia of Ornamental Grasses*
- March 8** Pat Welsh debuting her new book, *Pat Welsh's Southern California Organic Gardening: Month By Month*
- April 12** Joe Walker on *Top Plant Picks from Australia*
- May 10** A Special Evening with Brad Lancaster on *Rainwater Harvesting*

[www.SanDiegoHorticulturalSociety.org](http://www.SanDiegoHorticulturalSociety.org)

## Next Meeting: October 12, 2009, 6:00 – 9:00 PM

### Topic: BRYAN ENDRESS ON: "SEEDS OF SUCCESS: SECURING SAN DIEGO'S INCREDIBLE PLANT DIVERSITY"

**Meeting is open and everyone is welcome. Admission: Members/free, Non-Members/\$5.**

**Parking is free. Meeting Place: Del Mar Fairgrounds, Surfside Race Place, Del Mar; Info: (760) 295-7089**

Horticulturist Dr. Bryan Endress, from the San Diego Zoo's Institute for Conservation Research, will give a dynamic presentation about the Zoo's partnership with local, national, and international groups to address critical plant conservation issues in our region. San Diego County contains an astounding number of native plant species and is a globally recognized biodiversity hotspot. Unfortunately, this biodiversity is threatened by habitat loss and fragmentation, changing fire regimes, and the proliferation of exotic plant species. The Zoo's activities link applied research, conservation, outreach and education to support plant conservation. The presentation will explore different approaches to plant conservation and restoration in San Diego, including work with the Royal Botanic Gardens, Kew (England) on the Millennium Seed Bank Project, an ambitious project that seeks to collect and store native seeds in "seed banks" to safeguard against future extinction. The presentation will also touch on other exciting projects, including conservation work focused on native cacti and succulent species and collaborative projects with local Native American tribes to support biocultural conservation and good stewardship of ecosystems in San Diego County.

Dr. Endress is Director of Applied Animal Ecology at the Zoo's Institute for Conservation Research. He is responsible for developing and leading new plant conservation research programs that focus on the restoration and sustainable management of at-risk species, communities, and ecosystems. Previously, he was an assistant professor at Oregon State University in the Department of Forest Science and published research on grassland and forest ecology, restoration, and sustainable resource management. He served as a director at WildShare International, a nonprofit organization whose mission is to help local communities address and solve natural resource use problems. He led their research projects on sustainable management that provided direction to government agencies, palm harvesting communities, and private land management organizations on palm conservation. Dr. Endress earned his BS in biology at Luther College, a MS in forest ecology from the University of Illinois, and a Ph.D. in botany at Miami University in Ohio. With a grant from the USDA he serves as the principal investigator on a study to understand the causes and consequences of exotic plant invasions on native bunchgrass grasslands in western North America.

To learn more visit [http://www.sandiegozoo.org/conservation/plants/seedbank\\_project](http://www.sandiegozoo.org/conservation/plants/seedbank_project) and see page 5. ☞





## The Mission of the San Diego Horticultural Society

is to promote the enjoyment, art, knowledge and public awareness of horticulture in the San Diego area, while providing the opportunity for education and research.

ESTABLISHED SEPTEMBER 1994

### SDHS BOARD MEMBERS

**Judy Bradley** – First Vice President, Co-Chair-Program Committee  
**Mark Collins** – Finance/Budget Committee  
**Julian Duval** – San Diego Botanic Garden representative  
**Peter Jones** – Member at Large  
**Jason Kubrock** – Second Vice President, Co-Chair-Events & Outreach Committee  
**Sheldon Lisker** – Co-Chair Membership Committee  
**Susan Morse** – Co-Chair Membership Committee, Program Committee  
**Jackie Ravel** – Tour Coordinator  
**Sally Sandler** – Website Coordinator  
**Cindy Sparks** – Chair-Publicity Committee  
**Susi Torre-Bueno** – President, Newsletter Editor  
**Cathy Tylka** – Treasurer, Chair-Budget & Finance Committee  
**Paula Verstraete** – Volunteer Coordinator  
**Don Walker** – Past President  
**Lucy Warren** – Secretary, Liaison to H&G Shows

**Let's Talk Plants!**, the newsletter of the San Diego Horticultural Society, is published the first Monday of every month.

**Editor/Advertising:** Susi Torre-Bueno; 1941 Vista Grande Dr., Vista, CA 92084; voice (760) 295-7089, fax (760) 295-7119.

**Calendar:** Send details by the 10th of the month before event to [calendar@sdhortsoc.org](mailto:calendar@sdhortsoc.org).

**Sponsorship Info:** Susan Morse, [sponsor@sdhortsoc.org](mailto:sponsor@sdhortsoc.org)

Copyright ©2009 San Diego Horticultural Society, Encinitas, CA. All rights reserved.  
 Not to be reproduced by any means for any purpose without prior written permission.  
 ISSN: 1544-7472

## BECOME A SPONSOR!

### Do you own a garden-related business?

SDHS sponsorships have high recognition and valuable benefits, including a link to your website, discounts on memberships for your employees, and free admission to SDHS events. This is a wonderful way to show your support for the SDHS. Sponsors help pay for our monthly meetings, annual college scholarships, and other important programs. Sponsorships start at just \$100/year; contact Susan Morse at [sponsor@sdhortsoc.org](mailto:sponsor@sdhortsoc.org).

Sponsors are listed on page 9; those with ads in the newsletter have the words **SDHS Sponsor** above their ads.

We thank them for their extra support!

## Important Member Information

### VOLUNTEERS NEEDED

#### 1: Volunteer Coordinator Co-Chair

Paula Verstraete, our Volunteer Coordinator, is looking for a co-chair to assist at our monthly meetings with check-in tables and to help her coordinate the Volunteer Appreciation Party. The co-chair also helps members to volunteer at fun activities like the Spring Home/Garden show, the annual Special Speaker event, etc. To find out more contact Paula at [pverstraete@cp-sandiego.com](mailto:pverstraete@cp-sandiego.com).

#### 2: Membership Committee

Express your outgoing nature, or overcome your shyness by meeting new people in a very friendly setting! The membership committee welcomes more members to increase our hospitality toward new members and in attracting new members. Be a greeter at meetings, visit nurseries and provide membership brochures for their customers, or help with community outreach programs. Contact Susan Morse, (760) 599-0550.

### NEW FORMAT FOR MONTHLY OPPORTUNITY DRAWING

Did you know that we've made it easier for you to win plants at our meetings? We are now holding the Opportunity Drawing immediately after our speaker and **before the break**, since not everyone can stay until the end of the evening, when we used to draw the winning numbers. Also, we've moved the table for these special plants to next to near the entrance, and we're doing our best to list the names of the plants on the website **before** the meeting. Finally, we're planning to have an expert at the Opportunity Drawing table to answer your questions about the plants. Hope you buy lots of tickets so you can win some exceptional plants!

### GET YOUR HORT BUCKS!

If someone joins because you told them about us, and they give us your name when they pay their dues, we will mail you a "Hort Buck" worth \$5 towards Opportunity Drawing tickets, name tags, Plant Forum CDs or dues. A list of the members who got Hort Bucks this year is on page 9. To get your Hort Bucks just ask your friends to give us your name when they join. Even better – give your friends a membership as a gift and put your name down for the Hort Bucks! ☘

SDHS SPONSOR ↓



**SAN DIEGO'S LARGEST WHOLESALE NURSERY OPEN TO THE PUBLIC**

Over 500 Acres of Plants & Landscaping Materials from Saplings to Specimens

Buy Direct from the Grower and Save!



**Best Quality Soils**  
 Bagged for convenience or in bulk for pick up; delivery available

- ♦ Amended Top Soil
- ♦ Planter Mix ♦ Sand
- ♦ 3/4" Gravel ♦ Fill Dirt
- ♦ Medium Fir Bark
- ♦ Fine & Coarse Ground Cover Mulch
- ♦ Decomposed Granite

See our web site  
[www.evergreennursery.com](http://www.evergreennursery.com)



**RANCHO BERNARDO**  
 12460 Highland Valley Rd.  
 (858) 485-7867

**CARMEL VALLEY**  
 13650 Carmel Valley Rd.  
 (858) 481-0622



**OCEANSIDE**  
 3231 Oceanside Blvd.  
 (760) 754-0340

**Spring/Summer HOURS**  
 Monday-Thursday..7:30am-5:00pm  
 Friday-Saturday.....7:30am-6:00pm  
 Sunday.....9:00am-5:00pm

## To Learn More...

### SEEDS OF SUCCESS: SECURING SAN DIEGO'S INCREDIBLE PLANT DIVERSITY

By Ava Torre-Bueno

From the SD Zoo web site: San Diego County is a recognized biodiversity hotspot and home to about 2,000 native plants. Unfortunately, the county also contains more threatened and endangered species than any other county in the continental United States, most of which are plants. Read more here: [http://www.sandiegozoo.org/conservation/plants/seedbank\\_project/growing\\_native\\_seeds\\_for\\_native\\_americans\\_program/](http://www.sandiegozoo.org/conservation/plants/seedbank_project/growing_native_seeds_for_native_americans_program/)

There are other seed bank projects around the world. The first one is brought to us by the Royal Botanic Gardens at Kew: Millenium Seed Bank Project <http://www.kew.org/msbp/index.htm>


And look at this page for some great pictures of seeds: <http://www.kew.org/msbp/intro/index.htm>

Then there's the Global Crop Diversity Trust, which has created the Svalbard Global Seed Vault: <http://www.croptrust.org/main/arctic.php?itemid=211>

And early on, Nikolai Vavilov (1887-1943) was a Russian geneticist and botanist who, through botanic-agronomic expeditions, collected seeds from all over the world. He set up one of the first seedbanks, in Leningrad (now St. Petersburg), which survived the 28-month Siege of Leningrad in World War II. It is now known as the Vavilov Institute of Plant Industry. Several botanists starved to death rather than eating the collected seeds. Are you that dedicated to your plants? <http://www.vir.nw.ru/>

Member Ava Torre-Bueno is a psychotherapist in private practice and the organizer of Gardeners 4 Peace. This group of volunteers is helping to create a peaceful, organic, permaculture garden at the San Diego Friends Center. To learn more contact Ava at [gardeners4peace@hotmail.com](mailto:gardeners4peace@hotmail.com) and visit <http://www.sandiegofriendscenter.org/volunteers.htm>. ☘

## Library Notes



Just added to our library – a DVD of the movie *A Man Named Pearl* about Pearl Fryar, the garden artist who has made an amazing topiary garden in rural South Carolina. Pearl was a featured artist at the San Diego Botanic Garden in August, where he created several of his topiary creations in front of an admiring audience.

A list of the hundreds of items in our library is on our website, [www.sdhortsoc.org](http://www.sdhortsoc.org). Librarian Tim Thornton brings books and videos to meetings; to request items he'll bring next time contact [library@sdhortsoc.org](mailto:library@sdhortsoc.org). We've recorded most of our speakers, and purchased copies of their books, too!

Please return books or tapes promptly: there is a \$1.00 per item per month late fee. If the librarian isn't there, return items where raffle tickets are sold. ☘

## From The Board

By Susi Torre-Bueno

### CHANGES ON THE BOARD

September marked the end of board service for four members, and last month we thanked Jim Wright for his term as a Member at Large. CarolAnn Lewin has been our Program Co-Chair, and while she'll continue in that role she has graciously agreed to step off the board to allow new members to serve. Thanks for a term well served!

Jackie McGee has done an exceptional job for the last three years as our Treasurer, and we are fortunate to have had her filling this crucial role. She's been patient, conscientious, thoughtful, and thrifty, and during her service we've seen many improvements and efficiencies. Gracias, Jackie, for being such a good steward of our nestegg!

Bill Teague has served on the board longer than anyone else, providing thoughtful advice and excellent leadership since September 1995. He has helped with the publication of our book, *Ornamental Trees for Mediterranean Climates*, was a valued member of our Finance Committee, and until last month he designed the layout for the outdoor plant vendors at the Spring and Fall Home/Garden Shows. The beautiful and environmentally-friendly display gardens he created and installed for many years at the San Diego County Fair won numerous awards and featured a huge variety of water-thrifty plants. He also arranged for plants for our monthly Opportunity Drawing and got knowledgeable people to be the Plant Forum hosts.

Most importantly, Bill epitomizes the best qualities of a volunteer (and a friend): generous with his time, providing thoughtful advice when asked, modest about his efforts, cheerful and positive even when times were stressful, and always willing to pitch in and help. How many of us have enjoyed the water and snacks he always brought for the volunteers at the Spring Home/Garden Show, or benefitted from the diplomatic way he had of making things work out at numerous occasions. We'll miss him at the board!

At our September board elections we added three very important new members to the team. Turn to page 17 for short bios of Cathy Tylka (Treasurer), Jackie Ravel (Tour Coordinator), and Peter Jones (Member at Large).

### DOING YOUR BIT

I've encouraged all board members to form their own small committees with non-board members so that the tasks of running our Society can be more equitably shared. If you'd like to join any of the committees listed in the left column on page 4, please let me know. This is an excellent way to put your skills and enthusiasm to good use! ☘





Open

## Cuyamaca College Ornamental Horticulture

Golf tournament proceeds to benefit the Cuyamaca College Botanical Society Scholarship Fund and the Ornamental Horticulture Department's Programs.

**Bonita Golf Club**  
5540 Sweetwater Road  
Bonita, California

**Friday  
October 23, 2009**

**10:30 a.m. Registration**  
Putting Contest - Free Range Balls

**11:00 - noon Free Lunch**

**Tee Time: 12:30 p.m.**

**Register by October 9th**

**\$90 per person:**

Includes Green Fees, Cart,  
Range Balls, Tee Gifts,  
Lunch & Barbecue Dinner  
(\$100 after Oct. 9)

**For More Information:**  
Call Brad Monroe  
619-660-4261

# Successful Drought Tolerant Gardening

Edited by Cindy Sparks

This is the ninth installment of Successful Drought Tolerant Gardening: how to deal with water as a precious resource, using low-water, high-performance plants; and how to design, install and maintain a successful water-miserly landscape.

## To Design Or Not To Design: There Is Only One Answer!

By Pamela Homfelt

### How do I choose a theme for the garden?

- Choose a theme that complements the architectural style of your home.
- Once the theme is set, carry it through with all elements of the project: house color, landscape materials, plants choices, furniture, objects d' art etc.

a playhouse peeking above large flowering shrubs.

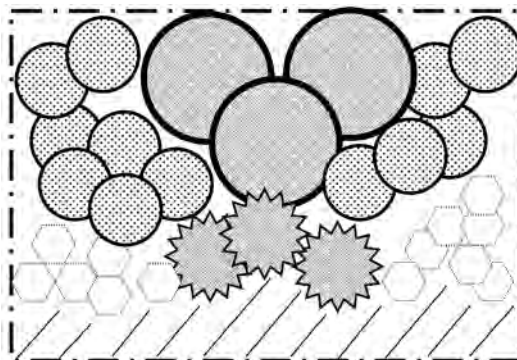
- A gazebo also serves as a children's sanctuary yet transforms for adult use.

### How do I arrange the plants?

- Use the principles of flower arranging when designing your planting beds: color, texture, form and balance.

### How do I transform the former front lawn?

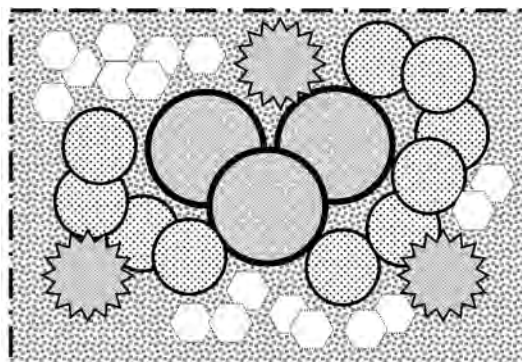
- Design a courtyard to give an unused area a practical purpose, create an impressive entrance, provide privacy, and eliminate the need for side gates. You can form courtyard walls using hedges, masonry, lattice or other fence material.



If seen from 3 sides place tall plants in the rear, medium at each side, specimen in the middle and filler/groundcover as needed.

- Often the home's entrance is hidden and unwelcoming. A walkway from the street to the front door allows visitors to approach through the garden not the driveway. A walkway needs no irrigation and divides a large garden bed into smaller more manageable beds. With sufficient setback you can swell the path to accommodate a birdbath, fountain, planting, boulder grouping, or object d'art

- Consider a dry lake or a streambed; a lake is simpler to accomplish and may better fit your landscape. When grading use the soil from the lake crater to form raised areas for elevation interest.



If viewed from all sides place tall plants in the middle, medium/filler plants all around with specimens forming a triangle.

- Many landscapes lack sufficient 'family room/entertaining' space. Consider expanding your patio with a complementary landscape material. Pavers are very versatile in color, shape and style. Maybe an entirely new secondary 'family room' is the answer. Floors of dg, pavers, brick or flagstone on a sand and gravel base can be built by the do-it-yourselfer. Add shade trees, possibly a shade sail/tent and a quiet retreat replaces the old high maintenance lawn.

- Creating a children's garden can be a lot of fun not only for them but for you. Consider

- Research plants for mature height, width, growth pattern and water needs. To achieve a low maintenance garden it's imperative to choose the right plant for the job.

One more question: Are you comfortable

Continued on page 13

# Plants That Produce

## BEER IS A SYNTHETIC PESTICIDE

By Richard Frost

The word “pesticide” has a broad, often misunderstood meaning. As far as government regulations and product labeling are concerned, “pesticide” refers to any substance that is *used* to kill an animal, plant, viral, or fungal “pest”. So for example, a nursery cannot sell straight lemon juice for the purpose of killing weed seedlings or beer for the purpose of killing slugs unless the packaging has government-approved *pesticide* labeling. I doubt you’ll see that on beer anytime soon.

I sometimes receive inquiries from people looking for a way to kill snails without using a pesticide. The intended meaning of course is a substance that is “natural” and somehow free of synthetic processes (e.g., ionic chemistry, distillation, purification, etc). Some gardeners put beer out in trays or cans to attract and kill slugs at night. But you know, the production of beer involves those very processes and sometimes the same chemical salts that are used in the manufacture of pesticides and fertilizers. It is a contradiction to think that you are somehow living healthier by using beer to control slugs on your vegetables and herbs if you also drink beer – not to mention wine or rum!

Iron phosphate is a naturally occurring mineral that is beneficial to plants and animals but deadly to snails and slugs. You can buy iron phosphate pellets under the brand name “Sluggo” at local nurseries or in bags marked “pet safe snail pellets” at big box stores. No one should worry about using iron phosphate to control snails and slugs. It is in most human vitamins, pet (mammal) vitamins, and plant fertilizers. My dog eats it when he’s bored from chasing lizards. If you buy a medium-large bag and follow directions, you’ll find that it doesn’t take very much and per application it is cheaper than beer. So there really is no good reason to use beer, unless perhaps you are out of iron phosphate.

This misunderstanding of chemicals and synthetic processes extends to fertilizer concentrates. I was at a garden shop a few weeks ago and observed someone walk past a bag of potassium nitrate and exclaim “I’d never use that! It is full of petrochemicals and salts!” In reality, potassium nitrate is a naturally occurring mineral that is mined out of the ground and hence, there are no petrochemicals. It is an ionic salt – but it makes an acid with water and is beneficial to plants and organisms in the soil when applied at an appropriate dilution.

Did you know that “organic” fertilizers also deliver ionic salts to the soil and plants? The difference between “organics” and “soluble concentrates” is in application: the “organic” mixture is very low in concentration so you apply bulk amounts and it slowly releases the nutrient chemicals. Fertilizer concentrates are applied in very small dosages that are highly diluted in water. When applied properly, they do not kill soil organisms or leave behind “salt” residues. Further, the concentrates have a better balance of nutrients so that adding supplemental minerals is usually not needed. If you are worried about petrochemicals, then check the label: most water-solubles are free of petrochemicals. The only real difference is the price: the “organic” fertilizers cost around four times more per net pound of nutrients compared to the water soluble concentrates.

SDHS member Richard Frost is a certified edible gardening nut. For copies of past articles and more information, please see [www.PlantsThatProduce.com](http://www.PlantsThatProduce.com). 🌱

# California Native Plant Sale

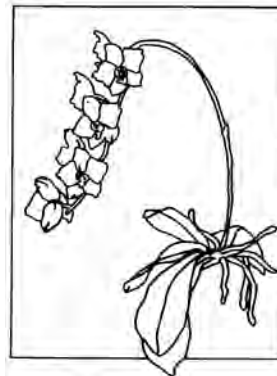
By DIANE GREEN

On October 17, from 10am to 3pm, the San Diego Chapter of the California Native Plant Society is holding its annual Native Plant Sale. Thousands of plants, seeds, and books will be for sale, as well as advice from experts and freebies for kids. The sale will be in Balboa Park in the Casa del Prado Courtyard west of the Natural History Museum. Please bring cash or checks (sorry no cards). Please see the insert in this newsletter for more information.

Gardening with native plants allows California’s beauty to be brought into our own landscapes and we can receive the benefits these plants provide. One of the greatest benefits of native plants is most are drought tolerant. Once established, many California native plants need minimal irrigation beyond normal rainfall. Saving water conserves a vital, limited resource and saves money, too. These drought tolerant plants are not brown, boring, or just cactuses. California’s unique geography has produced one of the world’s loveliest and most diverse floras. Large, white Matilija poppies, aromatic sages, the cinnamon colored bark hanging on a Catalina ironwood—these are but a few examples of our native flora’s beauty and richness. Native plants have also developed defenses against many pests and diseases, allowing for reduction or elimination of pesticides. Moreover, they attract birds and beneficial insects that can improve fruit production in the garden and help keep landscapes free of mosquitoes and plant-eating bugs. Additionally, planting with California native plants can help provide an important bridge to nearby remaining wild areas.

Money raised at the sale will go to promote the mission of CNPS in San Diego: increase understanding and appreciation of California’s native plants and to conserve them and their natural habitats through education, science, advocacy, horticulture, and land stewardship. We look forward to seeing you there!

## Botanical Drawing Weekend



SDHS member Irina Gronborg is the instructor on Saturday and Sunday, November 14-15, at The Athenaeum School of Art, La Jolla Studio. There will be enough time in this two-day workshop to develop a full color pencil rendering of a living plant or flower. Class begins with spontaneous studies, before turning to more a more precise rendering of botanical structure and the development of luminous color and telling detail. Both beginning and advanced students are welcome and will be directed to draw from a variety of plants. There will be demonstrations, individual attention, and examples of Irina’s botanical sketchbooks and formal drawings, and a sampling of the history of botanical drawings. Each student will be given one of Irina’s booklets, designed especially for this workshop. For more information and reservations visit [www.ljathenaeum.org](http://www.ljathenaeum.org) or call (858) 454-5872. Also, visit Irina’s website, [www.irinagronborg.com](http://www.irinagronborg.com). 🌱

## Lower-Water Gardening: Water Saving Website

For water conservation tips and ideas on re-landscaping, visit [www.h2ouse.org](http://www.h2ouse.org). It has dozens of photos of fascinating – and useful – sample gardens, information about water-thrifty plants, lots of other advice. Best of all, it's a user-friendly site! Thanks to Felice Tackill of the San Dieguito Water District for suggesting this site. 🌿

## Horticultural Helpline Now Accessible 24-Hours A Day

The Water Conservation Garden's Water Smart Pipeline is now accessible to the public 24 hours a day. Callers may record their questions day or night on the "Pipeline's" voicemail, and will get a return phone call during Pipeline hours from local gardening expert, Nan Sterman, author of the *California Gardener's Guide*, Volume 2, and host of the television gardening program, *A Growing Passion*.

Popular since its debut, the horticultural help is designed to answer people's questions about how to garden in the current water shortage fraught with supply restrictions and rate increases.

Callers can reach the Pipeline at 866-962-7021, and if their call is not answered immediately, they will get a return phone call during Pipeline business hours on Tuesdays (8:30 am to 12:00 pm) and Thursdays (1:00pm to 4:30pm).

Information about the Water Conservation Garden and all of its water smart landscaping programs can be found at [www.thegarden.org](http://www.thegarden.org). 🌿

## Get Personal Garden Advice from Steve Brigham!

Check out the new home page of [www.themulch.com](http://www.themulch.com), and tell your friends, too! Steve Brigham, who is our 2009 Horticulturist of the Year, is now an important part of the Mulch team, putting his prodigious talents to work to make your life in the garden easier! Steve says, "I think it's a great way to use my talents (while still enjoying my new ocean view all day) in the 21st century!"

If you're not already familiar with the Mulch, which was created by SDHS member Mitch Shirts, it is a FREE on-line gardening community full of great plant and gardening information, and much more! Many SDHS members are involved as Mulch Experts, and their expertise is part of what makes the site so good. In fact, since about 3/4 of the experts are SDHS members, you can be sure that there is plenty of info for locally-grown plants!

To quote from the website, "The Mulch is an independent gardening community where everything revolves around you and your plants. The Mulch brings gardening experts and everyday gardeners together to share information and make your garden more successful in a new and unbiased way." Their newest feature: "Tell us three plants you have, what zone you're in, and we'll make monthly care reminders for you for free! It sounds too good to be true, but it's not. We've lured Steve Brigham out of retirement to personally create monthly plant care reminders for you and your garden." 🌿



## Thanks Donors and Volunteers

By Paula Verstraete

The annual Volunteer Appreciation Party was held on Sunday, August 30th, at the picturesque home of Juli and Lance Gillett. The day was a little warm, but we all had a marvelous time as we munched on fruit, sandwiches, salads, and to top it off, cake for dessert. We enjoyed each other's company amongst a beautiful setting. We had over 50 volunteers attend the party.

Thanks to the Gilletts for providing a wonderful venue, and to the following volunteers who made this fun event possible: Bette Childs, Mark Garron, Carol Ann Lewin, Susan Morse, Cindy Sparks, Evey Torre Bueno, Susi Torre Bueno, and Melissa & Chris Worton.

Thank you to all for the donations that were received; everyone went home with more than one door prize. Our very generous door prize donors were:

- Agri Service - two \$25 gift certificates
- Anderson La Costa Nursery - \$50 gift certificate
- Bamboo Bob - \$50 gift certificate
- Bette Childs - succulent arrangements and plants
- Cathy Tylka - 40 varieties of plants, ceramic pots, numerous garden items, jewelry, and other wonderful prizes
- Courtyard Pottery - four \$25 gift certificates
- Crowne Plaza Hotel - \$50 certificate to Sushi or Islands Restaurant
- Crowne Plaza Hotel - one night stay
- Evergreen Nursery - two \$25 gift certificates
- Healing Time Books - gardening apron from SD Iris Society and a book *Beauty of Irises*
- Kellogg Garden Products - two \$50 gift certificates
- Mary's Good Snails - order of 100 snails
- Mo Price - garden art birdhouse
- SDHS - one year membership renewal and a book by Mary Irish
- Susi Torre Bueno - 2 plants
- Vista Nursery - \$25 gift certificate

Thanks for all who made this another successful Volunteer Appreciation Party. I hope you'll volunteer in the coming months so we can include you in the 2010 party! Volunteer opportunities are on page 4. 🌿

### HANDSOME NEW NAMETAGS

Is your SDHS nametag out of date – or have you recently joined and in need of a nametag? Sturdy magnet-back nametags with our NEW logo are available now for only \$8.50; call Diana Goforth to order yours: (760) 753-1545. You can pay for these with your \$5 value Hort Bucks (see page 9).





## Welcome New Members!

We now have over 1300 members! Hope to see all of you at upcoming meetings. We encourage you to become active participants and share in the fun; to volunteer see page 4. A warm hello to the following folks who have joined recently:

**We welcome  
Red Worm Fertilizing Products  
as our newest sponsor  
(www.redwormproducts.com)**

Alefiya Chhatrival	Sandra Kelley
Candace Daniels	Patty Kelly
Margaret Fillius	Lori Kilmer
Christine Finkelson	Barbara Naas
Edna Flores	Cathy Taylor
Carol Fossett	Carmella Wilson
Bill Giezendan	Joanzy Zeltinger
Nadia Horvath	

### NEW ADVERTISERS:

**California Native Plant Sale (insert)**

### HORT BUCKS ARE GREAT!

Kudos to the members below who brought in new members and therefore received Hort Bucks worth \$5 towards raffle tickets, name-tags, *Plant Forum* CDs or dues. To get **your** Hort Bucks just ask your friends to give your name when they join. The number after the person's name indicates how many members they recruited in 2009:

Kimberly Alexander (1)	Susan Morse (1)
Connie Beck (1)	Al & Dora Myrick (1)
Cecily Bird (1)	Jan Neill (1)
Linda Bresler (1)	Jackie Ravel (1)
Buena Creek Gardens (1)	Cindy Sparks (1)
Karylee Feldman (1)	Linda Stewart (1)
Lori Johansen (1)	Marcia Van Loy (1)
Kathy LaFleur (1)	Darlene Villanueva (1)
Cathy McCaw (1)	Jim Wright (1)

### Discounts For Members

Pick up a Grangetto's Preferred Customer Savings Card at any Grangetto's location (see ad page 23). Get a 15% discount at Briggs Tree Co. & Wholesale Nursery in Vista (tell them to look up the "San Diego Hort Society Member" account).

Show your membership card and take 10% off any non-sale item at **Mission Hills Nursery** and **Moose Creek Nursery**.

Take 10% off membership fees at **San Diego Botanic Garden** (formerly **Quail Botanical Gardens**).

SEE THESE ADS FOR MORE DISCOUNTS:

**Barrels & Branches, Botanical Partners, Buena Creek Gardens, Cedros Gardens, Courtyard Pottery, IGS, Pacific Horticulture, The Plant Man and Solana Succulents.**

## SPONSOR MEMBERS

(names in bold have ads)

<b>Agri Service, Inc.</b>	Legoland California
<b>Anderson's La Costa Nursery</b>	<b>Mary's Good Snails</b>
<b>Aristocrat Landscape, Installation &amp; Maintenance</b>	Nature Designs Landscaping
<b>ArtPlantae</b>	Pardee Tree Nursery
<b>Barrels &amp; Branches</b>	<b>Precision Irrigation Team</b>
<b>Botanical Partners</b>	ProFlowers
<b>Briggs Tree Company</b>	Red Worm Fertilizing Products
<b>Buena Creek Gardens</b>	<b>Reegan Ray</b>
<b>Cedros Gardens</b>	Renee's Garden
<b>Coastal Sage Gardening</b>	Schnetz Landscape
<b>Courtyard Pottery</b>	SECO Landscapes
<b>Cuyamaca College</b>	<b>Solana Succulents</b>
www.EasyToGrowBulbs.com	St. Madeleine Sophie's Center
EuroAmerican Propagators	Sterling Tours
<b>Evergreen Nursery</b>	<b>Sunshine Gardens</b>
Forget-Me-Not Landscape Design	<b>www.TheMulch.com</b>
<b>Grangetto's Farm &amp; Garden Supply</b>	The Yard Fairy
<b>GreenTree</b>	Tree of Life Nursery
<b>Innovative Growing Solutions</b>	Verdant Custom Outdoors
<b>Kellogg Garden Products</b>	<b>Walter Andersen Nursery</b>
<b>KRC Rock</b>	<b>Weidners' Gardens</b>
	<b>Pat Welsh</b>
	Westward Expos

## LIFE MEMBERS

\*Horticulturist of the Year

Chuck Ades* (2008)	Debbie & Richard Johnson
Walter Andersen* (2002)	Lois Kline
Norm Applebaum & Barbara Roper	Vince Lazaneo* (2004)
Gladys T. Baird	Jane Minshall* (2006)
Debra Lee Baldwin	Bill Nelson* (2007)
Steve Brigham* (2009)	Tina & Andy Rathbone
Wayne Carlson	Peggy Ruzich
Laurie Connable	Susi & Jose Torre-Bueno
Julian & Leslie Duval	Don Walker* (2005) & Dorothy Walker
Edgar Engert* (2000)	Lucy Warren
Jim Farley	Evelyn Weidner* (2001)
Sue & Charles Fouquette	Pat Welsh* (2003)
Penelope Hlavac	Betty Wheeler

## CONTRIBUTING MEMBERS

Doris Engberg  
Philip Tackill & Janet Wanerka  
René van Rems  
Village Garden Club of La Jolla

## What's Up at San Diego Botanic Garden?

by Julian Duval, President / CEO


After several years of deliberation, the governing board of the Quail Botanical Gardens Foundation decided to change the name Quail Botanical Gardens to San Diego Botanic Garden. The new name went into effect on September 12, 2009 at our 10th Annual Gala in the Gardens.

A name can be very significant; and to change a name that has become known and loved is not an easy task. We believe that the new name will bring continued growth, ensuring the future of this Garden for generations to come.

A significant number of people who visit the Garden are doing so for the very first time. A common response is a pleasant surprise, or even amazement, at all the Garden has to offer. For many, the name Quail Botanical Gardens was all they knew before their visit—unfortunately, it did not set a high level of expectation for the experience and the word "Quail" added some confusion. An important reason for changing the name is the belief that potential visitors would expect more and thus be more likely to visit a public garden called the San Diego Botanic Garden.

A name that lays stake to a wider region helps generate supporters from the greater area. Donors, whether individual or corporate, will always play an important role in ensuring the Garden's future. The name San Diego Botanic Garden sets a higher level of expectation and perception of importance. These are important matters for cultivating donors and in grant applications.

But for those of us who know the Garden as Quail Botanical Gardens it will not change a thing. We will continue offering our events and programs such as the 15th Annual San Diego International Orchid Fair on October 2–4 and 27th Annual Fall Plant Sale October 17–18 (see ad on back page). We hope you will attend these events and many others, and bring a friend. To find out more details visit our new website at [www.sdbgarden.org](http://www.sdbgarden.org) or call us at (760) 436-3036. Hope to see you at the Garden soon. 🌿



### New E-Mail? New Street Address?

Please send all changes (so you will continue to receive the newsletter and important notices) to [membership@sdhortsoc.org](mailto:membership@sdhortsoc.org) or SDHS, Attn: Membership, PO Box 231869, Encinitas, CA 92023-1869.

We NEVER share your e-mail or address with anyone!

## Book Review

### **DOWN TO EARTH: PRACTICAL THOUGHTS FOR PASSIONATE GARDENER**

By Margot Rochester

Reviewed by Caroline McCullagh



Margot Rochester writes on page 117: "Never work harder than absolutely necessary. Gardening should always be a labor of love." If you don't walk away from this book with any other information, you will know how much joy she has in gardening and wishes for you.

This book comprises 78 short chapters, none much longer than 500 words—the length of this review—organized in six sections: Making a Garden, Autumn, Winter, Spring, Summer, and A Gardener's Harvest. At first I thought these were collected newspaper or magazine columns—Rochester is a columnist—but I came to realize that this was more likely a garden journal she had been keeping.

She gardens on five acres in Lugoff, South Carolina, so as with many garden books, there isn't an exact match with the needs or interests of San Diego gardeners, but the writing is good, and there's enough here to make this book appealing. She's definitely my kind of gardener; she knows all the things she ought to do, and she's definitely going to do them someday. Meanwhile, Rochester goes to the nursery for one plant and comes home with six. She plants those where inspiration strikes her and sometimes ends up moving them three or more times before they find their permanent home. She believes in tough love.

She roots a lot of cuttings every year, because you never know when a plant's going to drop dead without warning, and if the ones in the ground don't die, she has plants to give to friends and neighbors. She recognizes that not all of us have five acres, so she does write about gardening in small spaces and in pots.

And as with many of the people who write these kinds of books, Rochester has a long suffering spouse who helps when he's needed and keeps quiet the rest of the time. He may be a figment of her imagination, but who knows.

If I have a complaint about the book it's that it's repetitive. I'm guessing that Rochester wrote one chapter every few days over the period of a year. She polished each individual chapter but, I think, chose to leave them as they were rather than try to edit the repetitions out. It doesn't really matter, though. You can read past the parts that seem familiar.

Currently, there is a lot of discussion of the concept of mindful eating—that is, being aware of your food as you eat, not just scarfing down food as you're doing something else. Rochester presents us with the idea of mindful gardening. We might all benefit by sitting down and writing a couple of pages about our garden experiences and concerns every week or so. And, in fact, I'm definitely going to do that some day.

*Down to Earth* (ISBN – 13: 978-1-58979-382-8) is 240 pages and includes a table of contents. It's \$22.95 at your local bookseller. 🌱

## Community Outreach

By Linda Johnson

### **LOCAL LIBRARIES...LOTS OF HORTICULTURAL RESOURCES**

Take advantage of the wealth of horticultural resources in San Diego...from libraries to museums to foundations...whether you are a novice, a professional, a student, or just curious, there is something for everyone!

#### **San Diego Natural History Museum Plant Atlas**

The Botany Department of the San Diego Natural History Museum (SDNHM) sponsors an exciting research project focused on scientifically documenting the floristic diversity of San Diego County. The San Diego County Plant Atlas Project started in 2002, when a group of interested professional biologists and land managers met to discuss the need to work together to build on current botanical collections and study the county's flora in a more coordinated and comprehensive manner. A result of this collaboration is the Plant Atlas, which provides accurate botanical information that is freely accessible and available for land management, scientific, conservation, and educational purposes. Based upon vouchered specimens—both historical as well as new collections to be made by community volunteers and professionals—the Plant Atlas is a great resource. For more information about the Museum and library, visit [www.sdnhm.org](http://www.sdnhm.org).

#### **San Diego Botanical Garden Foundation: Memorial Botanical Reference Library**

*The Memorial Library, as part of the San Diego Botanical Garden Foundation (SDBGF), provides facilities for students doing research in horticulture. In addition to horticulture books and other reference materials, there are private collections of books offered for use by Foundation members. From aquatic plants and hydroponics, to rock gardens and vegetables – this library has it all. Visit [www.sdbgf.org/libfile.html](http://www.sdbgf.org/libfile.html) to access the Library Files and to see a subject guide, or visit [www.sdbgf.org](http://www.sdbgf.org) for more information.*

#### **City Libraries**

Resources include a collection of more than 100 journals focused on key issues in gardening, landscaping, and other areas of horticulture, with the addition of over 20 subject specific reference sources. Providing information for gardening enthusiasts and professionals alike, a comprehensive database is an easy way to find materials, with articles updated daily; to access it visit <http://www.sandiego.gov/public-library/> and click on Catalog & Databases. Also visit <http://www.sandiego.gov/public-library/> for locations of specific resources.

#### **County Libraries**

Visit <http://www.sdcl.org> or try the new Encore Catalog Search at <http://encore.co.san-diego.ca.us/iii/encore/home?lang=eng>. Also, among the hundreds of titles are these new books: *Deer Resistant Landscaping* and *Landscaping with Fruit*.

#### **College and University Libraries (a few examples)**

Cal State San Marcos: <http://biblio.csusm.edu/>

Miramar College: <http://libcat.sdccd.edu/>

SDSU: <http://infodome.sdsu.edu/index.shtml>

Southwestern Community College: <http://www.swccd.edu/~library/>

Continued on page 13

San Diego Horticultural Society



# QUALITY never *grew* so good!

## Briggs Tree Company, Inc.:

- Over 200 acres in production
- Full-scale ornamental nursery - flats to 4" color, shrubs, vines and trees
- Unusual plant varieties and new introductions
- Commitment to quality and service
- In-house purchasing agent
- Delivery anywhere in the continental US



**San Diego**  
**760.727.2727**

**briggstree.com**  
view our Virtual Tour

Steve &amp; Shari Matteson's

**BUENA CREEK GARDENS**

*Not Just a Plant Nursery. A Botanical Destination!  
Come stroll our 4-Acre Display Gardens, Have a Picnic,  
Read a Book Amongst the Redwoods or Giant Bamboo...*

**NEW HOURS: Now Open 9am to 4pm seven days a week****The Gardens will be Closed the 4th of July**

*Hooray...! Our Beautiful Pottery Has Arrived!  
We are very excited to be able to carry such a  
gorgeous selection of pottery at such great prices!*

**Fabulous Plant Selections**

~ Drought Tolerants, California Natives, Perennials, Large  
Selections of Bird and Butterfly Attracting Plants, Herbs,  
Re-blooming Iris, Day Lilies, Trees, Shrubs, Vines  
~ Fun Garden & Home Decorations ~ great for gifts!  
~ Renee's Garden Seed for 2009

**NEW HOURS: Now Open 9am to 4pm seven days a week**

418 Buena Creek Road  
San Marcos, 92069  
(760) 744-2810

[www.BuenaCreekGardens.com](http://www.BuenaCreekGardens.com)**10% discount for SDHS members****A New On-line Gardening Community Just For You!**

[www.theMulch.com](http://www.theMulch.com) is  
Southern California's newest  
and most innovative on-line  
gardening community.

**Plant. Grow. Share.**

- Connect with other gardeners who have similar interests.
- Access the most complete Gardening event calendar in Southern California.
- Get practical recommendations from local garden experts.
- Ask members and experts questions and get useful answers.

Visit [theMulch.com](http://theMulch.com) today & join. It's free, easy & it's all about having fun!

# The Real Dirt On...

**LUTHER BURBANK**

By Joan Herskowitz



Luther Burbank (1849-1926) was probably the most famous gardener, horticulturist and plant breeder in the world. His contribution, to the productivity of America's farms, orchards, and gardens, and to the improved quality, taste, hardiness, and beauty of food and flowering plants, was incalculable. In a career that spanned half a century, Burbank introduced some eight hundred new varieties of fruits, vegetables and flowers, and cereal grains, among them many of California's most important plums and prunes (including the Santa Rosa plum), the Freestone Peach, the ancestor of the Idaho potato, the Shasta daisy, and novelties such as the plumcot and white blackberry.

Burbank was born on a farm in Lancaster, Massachusetts, and received little more than an elementary education. Most of his scientific knowledge was obtained from books at the public library. His reading of Charles Darwin's *Variations of Animals and Plants Under Domestication* proved the turning point of his career, inspiring him to take up the production of new species and varieties as his life's work. In 1870, two years after the death of his father, he used his small inheritance to buy a tract in Lunenburg, MA, where he operated a market garden. Here he developed the Burbank potato (better known through its variant, the Russet Burbank). It was very popular then, was introduced into Ireland to help combat the late blight epidemic, and today is one of the most widely grown potatoes in the world. In 1875, he sold the rights to the Burbank potato for \$150, which he used to join his older brothers in California.

Burbank settled in Santa Rosa, California and established a nursery, gardens, greenhouses, and experimental farms where he worked for the next 50 years. His methods included carrying out multiple crosses of foreign and native strains to obtain seedlings, which were then grafted onto fully developed plants for rapid assessment of hybrid characteristics. Burbank conducted plant hybridization and selection on a huge scale, making every conceivable cross and, simultaneously, as many as 3,000 experiments involving millions of plants. His success is thought to have resulted from his keen observations of minute, almost undetectable plant variations, and his special knowledge concerning correlations of these features with variations in the quality of the fruit or flower. Best known among Burbank's flowers is the Shasta daisy, which was the result of multiple crossings between European and American field daisies, and a Japanese variety.

Burbank died in 1926 at the age of 77. Burbank's plants are still all around us in our lives, and you can visit his gardens in Santa Rosa. The Luther Burbank Home and Gardens in downtown Santa Rosa is now designated as a National Historic Landmark, and is open to the public.

Member Joan Herskowitz worked as a Biologist for many years, including time spent on staff at the County of San Diego Department of Planning and Land Use. Now retired, she is a docent at the San Elijo Lagoon and at Quail Botanic Gardens. 🌿



**SDHS SPONSOR** ↓

10% DISCOUNT FOR SDHS MEMBERS



## Courtyard Pottery

**Pottery, Fountains & Garden Gifts**

Design Services & Delivery Available

*All pieces are hand selected  
for quality, design and color!*

**Tues-Sat 10am-6pm Sunday 10am-4pm  
Closed Mondays**

349 North Highway 101  
Solana Beach, CA 92075

ph **858.481.POTS (7687)**

[www.courtyardpottery.com](http://www.courtyardpottery.com)  
[courtyardpottery@att.net](mailto:courtyardpottery@att.net)



**SDHS SPONSOR** ↓

**INDOOR GARDEN SUPPLY**

**ORGANICS  
HYDROPONICS**

**New  
Location!**

*"Help us Grow and we'll help You Grow!"*



**Innovative Growing Solutions**

*"Your Success is Our Success"*

**858.578.4477**

**[www.IGShydro.com](http://www.IGShydro.com)**

**5060 Santa Fe Street #D  
San Diego, CA 92109**

**10% discount for SDHS members**

## Help Bring Open Days Back to San Diego

From 2003 through 2007, the Garden Conservancy's Open Days program in San Diego was an outstanding success. More than 9,000 people visited over 50 of San Diego's best private gardens. Under the able leadership of San Diego Horticultural Society's Susi Torre-Bueno and with the support of Lynne and Vernon Blackman, Bill and Tamma Nugent, and Joanne Lee, the San Diego Open Days were one of the most well-attended and successful in the United States.

The Garden Conservancy is eager to bring back San Diego for the 2010 Open Days season. We are looking for volunteers to help us do that. Your efforts would also support the San Diego Horticultural Society as a partner organization through the Open Days Shared Admissions Program. This means that up to 45% of the proceeds for the day benefit SDHS.

The Open Days program also supports the Garden Conservancy's preservation work such as restoring of the gardens on Alcatraz Island, rebuilding the hurricane-damaged gardens at Longue Vue in New Orleans, and preserving Pearl Fryar's whimsical topiary garden in Bishopville, South Carolina. Visit [www.gardenconservancy.org](http://www.gardenconservancy.org) for more about these projects and others.

To explore what is involved in volunteering, please call 1-888-842-2442 or e-mail [info@gardenconservancy.org](mailto:info@gardenconservancy.org).

### Drought Tolerant Gardening Continued from page 6

doing your own landscape design? If you're creative and able to envision possibilities, the answer is yes. If you're detail-oriented, struggling to see the big picture, you might consider a professional to achieve a garden compatible with your lifestyle, budget and taste. Be aware: creating a new garden takes time and patience; immediate gratification wastes time and money. Planning and research save time and money from start to finish.

Next month: put it all together, and roll up your sleeves to begin implementation.

Member Pamela Homfelt, of pH Exterior Design, has been researching, studying, practicing, designing with and lecturing on low water use landscape techniques since the early 90's. Collaborating with the Wild Animal Park, City of San Diego Environmental Services, and recently the County Water Authority on low water use demonstration gardens has been the highlight of her career.

### Community Outreach Continued from page 10

USD: <http://sally.sandiego.edu/>

UCSD: <http://roger.ucsd.edu/search>

To find other libraries in your area, visit

[http://www.libdex.com/country/usa/california/san\\_diego/library\\_22211.html](http://www.libdex.com/country/usa/california/san_diego/library_22211.html)

### San Diego Horticultural Society Lending Library

At each meeting you have an opportunity to borrow horticultural books and videos, plus DVDs from past speakers, through our substantial library collection. These items are loaned for your personal use, and can be pre-ordered from the librarian and picked up at the following meeting. Contact: [Library@sdhortsoc.org](mailto:Library@sdhortsoc.org). To see the complete Library Lending List visit [www.sdhortsoc.org/library\\_lending.htm](http://www.sdhortsoc.org/library_lending.htm). Donations of books, videos and DVDs are always welcome.

landscape design  
& planning

exterior architectural  
detailing

reegan ray  
landscape designer

619.855.7387 p  
760.942.5780 f  
rreegan@aol.com



## SHARING SECRETS

This column is written by you, our members! Each month we'll ask a question, and print your responses the following month.

### The question for this month was:

What do you always bring with you when you go into your garden?

**Chuck Ades** brings stuff in as well as bringing something else out: "I always bring my oldest pair of shoes into the garden. I have wide feet, so I usually have a pair of shoes with the sides broken out to make room for my big feet. When I water, the water usually comes in through the sides of the shoes that are broken out resulting in my socks getting wet. I usually take knee pain into the garden. Getting old isn't a pleasure. Sometimes I bring a cane into the garden to help me get up after weeding. You didn't ask this, but I usually bring mud into the house when I'm finished in the yard."

**Jane Coogan Beer** plans ahead: "I always bring some sort of hand pruners and some container of clean water. Bouquet making is my passion, and if you think of cutting flowers as deadheading a few days early it is a constant chore. Clean and immediate water makes a big difference, especially for roses."

**Jim Bishop** has several things on his list to bring: "Though not as religious as I should be about always taking these items (I often have to come back to the house when I forget one):

- Bandana – I'm a head sweater, so I tie a rolled up bandana around my head to keep the sweat out of my eyes. Even minor garden work or stair climbing and my head is soaked.
- Florist shears – The ones with the short blades and loop handles. I prefer them over regular garden shears. They are good for getting in close to trim, seem to cut through everything but woody branches, are lightweight, fit easily in my pocket, and the perfect size for my hand.
- Sunscreen – well actually I bring this on me. Having had 3 basil cell skin cancers removed, I'd rather not have anymore.

Probably soon to be added to the list is reading glasses. I'm already gardening at arms length and since I don't think my vision will improve or arms grow longer, I'm going to have to start taking reading glasses."

**Steve Brigham** has a special take on this question: "I bring a happy mind, and when I go into my garden, my rule is to 'enjoy it first, and worry about it second.' Too many people get hung-up with the garden chores they know they have to do, and then they have trouble going out into their garden without thinking about all the work they have to do. Then they never get to really enjoy their garden anymore, and I will tell you that at times I have been one of those people. But no more – now I have realized once-and-for-all that I made my garden for happiness, and that's what I should get out of it, no matter what. That's what the plants want to do for you – make you happy – so appreciate them first, don't look at the weeds, then go back in your house, get a cup of coffee, THEN go out and weed your garden."



PROFESSIONAL

quality for professional results since 1925



800.697.3683 • www.KelloggGarden.com



**Joyce Buckner** likes to avoid accidents: "When in a cactus & succulent garden, it is important to wear shoes."

**Sue Fouquette** brings a "big straw lifeguard hat."

**Carrie Goode** takes precautions: "I always bring my gardening gloves, because it seems like I always have to give my roses some attention, and I have been stabbed and ripped by thorns more times than I care to think about! At least with my gloves on, my hands have a fighting chance."

**Irina Gronborg** takes a container: "I always bring a bucket with me. It's full going out (pruners, kitchen scraps, bird seed), and it's full coming back: an egg or two, a few oranges or tomatoes in season, roses, kale, or chard in every season, but...often without the pruner."

**Vickie Hearne** says, "One of the things I always bring with me to my garden is a linoleum knife. That's right - one of those little curved knives you find hanging with the flooring in Home Depot. Because the blade is so thin, it can easily slip between rocks and other hardscape to cut-out weeds cleanly and easily without disturbing the surrounding plants. I use it to weed between succulents in my rock garden, cut out weeds in the sidewalk cracks, even as a pruner for green branches. They're only about \$3, and they last forever."

**Karen Hoffman** brings several things: "I have one of those garden bags with lots of pockets and in my pockets I carry all the usual garden tools, including clippers. One does not go out into the garden without those clippers, ever. Also in my pockets I carry scissors, screwdrivers (for sprinkler heads), and eyeglasses (so I can see ties for tying up plants). I also carry several pair of gloves because they have a tendency to travel to strange places in the garden and I'm always missing either the right or the left hand; have no idea how that happens. I also carry cactus gloves, cactus tongs and cactus tweezers to pick out tiny pieces of stuff between the thorns. In the main area I carry John & Bobs Soil Optimizer (for organic gardening) Round-Up and ant poison, for those brick areas that get 'anty' during the summer. In the spring I also carry granular fertilizer for my potted plants. If I had more room I would carry water, but that gets heavy. These are the basic items for everyday use. You should see what I carry in my buckets."

**Melody Huelsebusch** likes a high-tech item: "I like to read and I like to garden. When the sun is shining as it most always does here I feel compelled to garden saving my reading for a cloudy day. Obviously, the reading part has been short changed until I started downloading books to my iPod. Now I always bring my iPod with me when I garden. Although I could listen to music, I find it more stimulating to listen to audio books while I garden. I am amazed at how much more I can accomplish while 'reading' and gardening at the same time."

**Wayne Julien** has a relaxed attitude: "I generally do not take anything with me when I go into my garden. The one exception is taking a water hose for watering on specific days. A walk through tells me what needs to be done such as weeding, edging, fertilizing or nothing at all. I then will take the appropriate action. Most often I pick up debris strewn by the wind or passers by and leaves from the various trees. Sometimes I do nothing but just marvel at all the plants and check out their beauty."

**SDHS SPONSOR** ↓

Over 500 types of  
stone and boulder for your  
**Water-Wise Garden.**

Flagstone  
Pavers  
Pathway DG  
Boulders...  
and so much more...

Our creative and  
knowledgeable staff  
will help you make the  
best selections for the  
garden of your dreams.



Natural Stone & Boulder Supply

San Marcos (760) 744-1036

Poway (858) 748-3953

Lakeside (619) 443-8153

**1 800 KRC ROCK (1 800 572-7625) [www.KCRCRock.com](http://www.KCRCRock.com)**

**SDHS SPONSOR** ↓

**Coastal Sage  
Gardening**

**Garden Design  
and Landscaping**

**Rose & Fruit Tree Care**

**Wildflower Seeding**

**Calif. Native Plants**

call for a free consultation

**619 223 5229**

**[coastalsage.com](http://coastalsage.com)**

**agri  
service  
inc**

building healthy soils



**compost  
mulch  
soil**

recycled from local greens

**800 262 4167**

**El Corazon  
Compost Facility**

3210 Oceanside Blvd.  
Oceanside, CA 92056  
760 439 9920  
www.agriserviceinc.com



HARMONIZING NATURE, ART AND SCIENCE

**GREENTREE**

*Expert Tree Service / Award Winning Garden Design*

**Tune in to Gary's popular and  
entertaining weekly radio show,  
The GreenTree Hour...**  
**Gardening, Trees and a whole lot more!**  
**on KCEO am 1000, Saturdays at 12 noon.**  
**'Encore Presentation' on Sundays at 12 noon.**

To view Gary's award winning personal gardens, go to

**www.greentreeworld.com**



**Gary Walker**  
**Certified Arborist  
and Master Gardener**

**619-517-6048**



**Wanda Mallen** takes a trio into her garden: "I always bring my wastebasket with small clippers and long tweezers attached into the garden. There is always some plant that needs trimming or fallen leaves or a stray weed. If I don't have it, you can find me by following the trail of garden debris I have thrown into the path to be picked up later!"

**Carol McCollum** says, "When I go out to the garden, I find it most helpful if I have my clippers or scissors with me... Either there will be flowers to pick, or stuff to dead-head."

**Cindy McNatt** takes several items: "I never venture out in the garden without three things: my Fiskars bypass pruners (new favorite over Felcos), a sharp hand trowel, and for hand watering the Ultimate Hose Nozzle by Bon-Aire. It's fashioned after a fire hose, and I just love it."

**Susan Morse** brings a great attitude: "I go into the garden with HOPE. I hope that I don't find that recently purchased plants have perished in their containers for lack of getting them into the ground sooner. I hope that a new idea about placement of pots or plants will jump out and I wonder why I hadn't thought of the improvement sooner. I hope that I haven't missed a bloom on an epiphyllum and only see the waning bloom. I hope that there is ripe fruit on the vine and I can pop into my mouth directly from the garden. I hope that I find some things in bloom that I can cut and bring into the house to brighten the interior. I go into the garden with hope and am not disappointed. I look at one plant's demise as a winner for the compost bin, and that in turn will give a better start to life when the compost matures. I go to the garden with hope that the some part of the garden will nurture me and I am not disappointed."

**Una Marie Pierce** goes prepared for edibles: "I always take my Corona thinning shears, but also unless I have a specific job in mind, I take my basket for fruit and tomatoes - never ending."

**Minna Riber** tells us, "What I always bring when I go into my garden is curiosity. When we return home from a trip one of the first things that we do is to see what is happening in the garden."

**Julie Rosaleer** replied, "Wanting more time in the garden, what 'needs' to be done is not always what I want to be doing."

**Cindy Sparks** says, "When I head into the garden, I take three things. First two: my leather gloves and garden clogs. The older I get, the more I need to protect my skin. And I have learned that even when I head for the yard 'just to pick some basil for dinner,' I always do more that I started out to do. Therefore I always take my garden armor. The shoes do triple duty in that they protect my feet from harm, they keep me from tracking in dirt on my city shoe bottoms, and they keep me from ruining my good city shoes on a muddy errand. Second, I take my pruners. I have taken to using Susi's lasagna mulching idea, and if I do a bit of deadheading or prune an errant branch that has crossed my path one too many times, I try to chop it and drop it in place, right where it grew. Exception: if the deadhead will turn to seeds, as some aggressive plants are want to do, I escort it directly to the greens bin. And if the sun is shining, I put on my big, dusty sun visor. It keeps me from a quick nose burn, and



it cuts enough sunlight that it doubles as dark glasses in bright sun. I have learned to keep a greens disposal bin permanently nearby, in both front and back yards, so I don't have to bring a trash container with me when I venture out. Ditto hand weeder. They are always nearby front and back."

**Lucy Warren** brings something we ALL can have for FREE: "Every time I go into my garden I bring my enthusiasm and love of plants and nature. Each time the garden is the same and different and taking that step out of the door brings me closer to myself and to nature."

**Pat Welsh** has a special weeding tool: "The tool I can't do without is a pair of by-pass garden shears. Like many seasoned gardeners, I find a little dead-heading every day keeps the garden looking good year-round. Another must-have tool is a small, light weight, long-handled weeder, but I don't carry this with me. I keep one of these hanging on an arbor neatly hidden from sight next to the post but ready to grab whenever I see an errant weed. My favorite tool for this purpose is the smallest size of the Winged Weeder with an extra-long handle. Currently, however, I'm using a small, light-weight hoe designed by my friend Ted, who designs garden tools. For many years Ted has given me various garden tools for testing. This latest invention has a bamboo handle. 'Keep it hanging outdoors,' said Ted, 'so that I can see how the bamboo holds up in every kind of weather.' Surprisingly, the bamboo is not holding up quite as well as the Winged Weeder's longer and lighter-weight, wooden handle."

**Linda Whitney** had a fun reply: "When I read the question for the upcoming Sharing Secrets column, I couldn't identify any one item that I 'always' bring with me to the garden. This caused me to really think about my gardening practices and wonder about what exactly do I do out there. Sometimes I take a hat with me, sometimes I bring water, sometimes a camera, and sometimes I just bring a magazine. I realized that I have no rigid garden practice and instead work spontaneously. However, after a few minutes, it occurred to me that there is one thing that I really do have with me EVERY time I go out to my garden sanctuary and that is... a very big smile!"

**Melissa Worton** brings the following: "Gloves, because I am fearless when I wear them. Clippers; they are essential and I can always find something that needs good clip. Six-foot bamboo pole, which provides me with a longer reach, dredges things out from my pond, pulls soft branches closer, and eliminates certain pests with a good swift jab."

**Jim Wright** tells us, "I never walk into the garden without a pair of pruners in my back left pocket."

#### The question for next month is:

How did your garden fare with the water rationing this summer, and what changes did you make to reduce your water use?

Send your e-mail reply by October 5 to [info@sdhortsoc.org](mailto:info@sdhortsoc.org). 🌿

## Give the *Gift* of Membership!

- \* One size fits all
- \* Great for any occasion/holiday
- \* Perfect for all your gardening friends
- \* Includes nursery discounts

### SDHS SPONSOR ↓

12755 Danielson Court  
Poway, CA 92064  
(858) 513-4900  
FAX (858) 513-4790  
Open 9-5, 7 days a week



3642 Enterprise Street  
San Diego, CA 92110  
(619) 224-8271  
FAX (619) 224-9067  
Open 8-5, 7 days a week

Free Garden Classes at both locations on Saturday mornings  
[www.walterandersen.com](http://www.walterandersen.com)

### SDHS SPONSOR ↓



**MARIPOSA**  
TREE SERVICE INC

#### KEEP YOUR TREES BEAUTIFUL, SAFE AND HEALTHY!

- ♦ Expert Tree Pruning & Removal
- ♦ Tree & Shrub Fertilization
- ♦ Certified Arborist Consultations

All jobs personally supervised by owners  
*Serving Rancho Santa Fe Area Since 1977*



**(858) 756-2769**

Lic# 658986



### SDHS SPONSOR ↓

## Help cut water usage and preserve the landscape you have

*Apply the drought protection package to your lawns and plants:*

- Lawn aeration
- Organic fertilizer
- Liquid gypsum
- Liquid worm castings



**Call Aristocrat Landscape today**  
**(800) 329-9887**

Lic# 633203

### SDHS SPONSOR ↓



Use decollate snails as a biological method for control of brown garden snails.



**Mary's GoodSnails™**

**"GoodSnails to Eat the Bad Snails!"**

Mary Chidester Borevitz  
(760) 744-9233

Order online: [www.goodsnails.com](http://www.goodsnails.com)  
Email: [mary@goodsnails.com](mailto:mary@goodsnails.com)

912 Cassou Road, San Marcos, CA 92069 (mail only)


# National Herb Day at the Trees For Health Garden October 10, 10 AM to 2 PM

The San Diego Herb Club is celebrating the 4th annual National Herb Day at the Trees for Health project in Balboa Park. We would like to invite you to join us for an educational afternoon touring this unique garden. You can simply come and wander around on your own or go on a docent-led tour; you can get information to take with you, or choose to sign up as gardening volunteer. If you would like to bring a picnic there are shady spots across the street but be sure to bring a blanket to sit on. For more information go to [www.TheSanDiegoHerbClub.com](http://www.TheSanDiegoHerbClub.com).


To see this garden go into Balboa Park at 6th, turn east on Upas which goes onto Balboa and it's on the east side of Balboa at the corner of Quince.

The San Diego Herb Club began the "Trees for Health" project over 14 years ago and the trees are beginning to show impressive growth. The selection of trees is from a variety of geographic origins and have been chosen as examples of medicinal herbs found in common use, in research as sources for pharmaceuticals, as part of traditional culture health systems, nutri-ceutical foods with health uses, or plants for ritual and ceremony. The San Diego Herb Club "tree keepers" continue to develop the project and expand the range of medicinal plants, for both landscape beauty and educational value.

Just a sample of the range of plants includes such familiar medicinal plants as Tea Tree, Ginkgo, and Willow. There are also familiar culinary herbs that also have medicinal uses including Bay Laurel, Allspice and Rosemary as well as food plants with health properties such as Pomegranate and Pecan. A number of these trees are the source of valuable pharmaceutical compounds for treating cancer such as African Sausage Tree, Happy Tree and African Walnut. A large section of native plants that have been used by local native tribes and modern settlers alike are featured like the Catalina Wild Cherry, Ocotillo, Mountain Lilac, Agave and Live Oaks. The Etrog, a type of thick-skinned citrus, is of particular interest for us since it is used in religious harvest celebrations that invite abundant rainfall. 🌿



Agave



Ocotillo bloom



Pomegranate early fruit stage

Photos: Rachel Cobb

## Your New Board Members

We are very excited to welcome three new board members, and we're confident you'll soon be enjoying the events and activities they'll be strategizing on. If you'd like to join Jackie Ravel's Tour Committee, or any of the committees listed on page 4, just call Susi at (760) 295-7089 and I'll put you in touch with the committee coordinator.



**Cathy Tylka**, our new Treasurer, has been a member since 2004. A very active volunteer, she has helped with the monthly newsletter mailings, at our membership outreach tables, at the meeting check-in tables, and in many other capacities. In addition, she has served on Boards of Directors and been otherwise involved with the Emergency Nurses Assoc., AACN – Critical Care Nurses, San Diego County EMS Team – PTSD, Boy Scouts, and Girl Scouts.

She says, "I love the sensual appeal of plants, whether just for the beauty or for the taste of those that are edible. I haven't had much time to enjoy this until the last few years. Currently, I'm using many succulents in my sunny Escondido yard, plus Australian and California native plants. I'm originally from Ohio, which has a very short growing season, so I'm happy to be here in California, where we can enjoy our foliage all year long. Being a member of the SDHS has been a welcome addition to my life. I have learned so much and enjoy the camaraderie of this wonderful group."

Our widely-traveled Tour Coordinator, **Jackie Ravel**, has previously been involved in a variety of other organizations: Sonoma County Advertising Club (Chairman of Awards Judging for 3 years), Board of Directors for condo complex in Santa Rosa, and co-chair of Chavurah (a group of members of her Temple).

Jackie writes, "After graduating from the University of Illinois, Champagne/Urbana with a B.S. in Education, I had a varied and long career until I married at age 55 and retired. I went from teaching to editing and sales and marketing to Senior Vice President of several companies, and then President of my own interior landscape company in Atlanta. My clients included Coca Cola Headquarters and the IBM General Systems Division Headquarters. I also owned several smaller companies which did well; the last were Graphic Design and Calligraphy, and a tea company, JP's TeaLand, a mail order business where I still have my delicious Tea Blend: Jackie's Passion." Jackie has also moved nine times and, "traveled for pleasure and business all over Europe and U.S. and had lots of fun."

**Peter Jones**, our new Member at Large, has been an outstanding docent at the San Diego Botanic Garden (formerly Quail Botanical Gardens), where he continues to serve in a number of capacities. He has been a volunteer for the following organizations: United Way of King County Washington (Funds Distribution Committee), and the Elizabeth Hospice, Escondido (patient companion and respite care giver).



At Quail Peter is on the Executive Board of the Docent Society and a Co-Chair of Garden Beautification Teams. He writes that he



was, "also instrumental in the organizing and executing the Herb Festival (2 years) and Garden Expressions." When asked why he wants to serve on the SDHS Board of Directors, Peter said, "I have a love for all of Nature and feel I can learn more by associating myself with people with similar interests." He adds that, "having worked in an executive capacity at major corporations I know how to get things done where many stakeholders must be satisfied. I am very interested in plants, and landscape design, and am learning more on a daily basis. I am creative and a very good problem solver. I am good at working with a variety of types of personalities." ☺

## SEPTEMBER PLANT FORUM

By Sue Fouquette and Susi Torre-Bueno

### What is the Plant Forum?

Each month members bring in plants, cuttings or flowers and one of our horticulturists talks about them. What a great way to learn how these plants perform. All plants are welcome – EVERYONE is invited to participate. We encourage you to write descriptions similar to those below, and put them with the plant on the Plant Forum tables. Any questions, call Susi at (760) 295-7089.

#### ***Aloe descoingsii*** Madagascar

A diminutive Aloe (in fact, the smallest Aloe), forming 2-inch wide rosettes of fleshy white-spotted leaves edged with distinctive white teeth. From low elevations in Madagascar (one website says it is an endangered species), *A. descoingsii* is a very easy plant to grow. This drought-resistant succulent sends up spikes of red-orange tubular flowers in summer. Full sun is usually too hot – grows better in light shade. May be frost tender (sources differ); excellent in pots with well-drained soil. (Sue Fouquette, El Cajon, 9/09) – S.F. & S.T-B.

Thanks to everyone who participated in the September plant forum, especially to Michael Buckner, our excellent Plant Forum Host (and bringer of some terrific plants!). In addition to the plants described above, those below were also displayed.

### What's that in front of the plant name?

Plants marked 3 are fully described in the *Plant Forum Compilation* (see [www.SDHortSoc.org](http://www.SDHortSoc.org) for details on how to order this valuable reference tool).

Can you spot the phony plant this month? The phony plant in the August newsletter was *Dicliptera unerecta* KING'S FROWN.

*Adenium swazicum* (Michael & Joyce Buckner, San Diego, 9/09)

*Agave filifera* (variegated form) (Michael & Joyce Buckner, San Diego, 9/09)

*Agave potatorum* (variegated form) (Michael & Joyce Buckner, San Diego, 9/09)

3 *Amaryllis belladonna* NAKED LADY (Sue Fouquette, El Cajon, 9/09)

3 *Amaryllis donaldbella* NAKED GENT (Gard N. Nut, El Cajon, 9/09)

*Antigonon leptopus* ROSA DE MONTANA, CORAL VINE, QUEEN'S WREATH (Sue Fouquette, El Cajon, 9/09)

*Apodanthera aspera* (Michael & Joyce Buckner, San Diego, 9/09)

× *Brassolaeliocattleya* BLC Toshie Aokie × *C. aelandiae* (Sue & Charley Fouquette, El Cajon, 9/09)

*Ceiba pentandra* KAPOK (Michael & Joyce Buckner, San Diego, 9/09)

Continued on page 20

SDHS SPONSOR ↓



**Solana Succulents**

• Rare & Exotics • Container Gardens

Jeff Moore

355 N. Highway 101  
Solana Beach, CA 92075  
(858) 259-4568  
[www.solanasucculents.com](http://www.solanasucculents.com)

10% Discount for SDHS Members with this ad

SDHS SPONSOR ↓



**ArtPlantae®**

Botany and Botanical Art Education

[www.ArtPlantae.com](http://www.ArtPlantae.com)

[www.ArtPlantaeBooks.com](http://www.ArtPlantaeBooks.com)

Books about botany & botanical illustration

[www.ArtPlantaeToday.com](http://www.ArtPlantaeToday.com)

A blog for botanical illustrators

SDHS SPONSOR ↓



**Sunshine Gardens**

It's time to plant ... Come on Down!

We have just about everything  
the gardener in you is looking for:

➤ Bedding Plants ➤ Shrubs  
➤ Citrus ➤ Houseplants  
➤ Vegetables ➤ Fertilizers  
➤ Soils ➤ Seed  
➤ Trees ➤ Pottery

When you're here also visit  
Elizabethan Desserts & Twigs by Teri

[www.sunshinegardensinc.com](http://www.sunshinegardensinc.com)

Open 7 Days Monday-Saturday 7:00-5:00, Sunday 9:00-4:00



**SUNSHINE GARDENS  
ENCINITAS**  
155 Quail Gardens Drive  
Encinitas  
(760) 436-3244

SDHS SPONSOR ↓



**cedros gardens**  
SOLANA BEACH

❖ Edibles ❖ Succulents  
❖ Fruit Trees  
❖ Drought Tolerant Plants

Pesticide-free since 1993

330 South Cedros Avenue  
Solana Beach, CA 92075  
(858) 792-8640

10% discount for SDHS members [www.CedrosGardens.com](http://www.CedrosGardens.com)

**SDHS SPONSOR** ↓

**"It's the bible of local gardening."**

**Pat Welsh's  
Southern California Gardening:  
A Month-By-Month Guide**

Completely Revised and Updated  
Available at select nurseries and bookstores everywhere.

**PUBLISHED BY CHRONICLE BOOKS.**

**SDHS SPONSOR** ↓

*Barrels & Branches*  
**Nursery, Maintenance  
& Design**  
*Unusual plants, pottery and gifts*  
**10% discount for SDHS members**



**Open daily 8am to 5pm**  
1452 Santa Fe Drive, Encinitas  
(760) 753-2852  
www.barrelsandbranches.com



**SDHS SPONSOR** ↓

**You're Invited:**  
For the Best in Bamboo, Palms, Cycads & now  
featuring Aloe, Agave, and other succulents.

Visit our 4 Acre Display Garden and see the newest and  
most unusual flora from around the world, including  
our special Australian, New Zealand and South African  
collections.

**10% discount for SDHS members**

2498 Majella Rd, Vista  
**760-758-6181**  
**www.BotanicalPartners.com**



**Home of  
Bamboo  
Headquarters**

**Pearson's Gardens**  
SAN DIEGO'S TRADITIONAL HERB FARM



*Cultivating  
Herbs,  
Gourmet Vegetables,  
Scented Geraniums,  
Sages, Lavenders  
for Your Gardens*

**(760) 726-0717**  
1150 Beverly Dr., Vista, CA PearsonsGardens.com

**Plant Forum** Continued from page 19

- Dendrobium* Mini Stripe bigibbum var. compactum (? 9/09)  
*Dendrobium* Blue Twinkle x *D. antennatum* (Charley & Sue Fouquette, El Cajon, 9/09)  
*Jatropha podagrica* GOUT PLANT, TARTOGO (Michael & Joyce Buckner, San Diego, 9/09)  
3 *Ruscus aculeatus* BUTCHER'S BROOM (Michael & Joyce Buckner, San Diego, 9/09)  
*Senecio vitalis* (crested form) (Charley & Sue Fouquette, El Cajon, 9/09)  
*Sonchus canariensis* TREE SONCHUS (Michael & Joyce Buckner, San Diego, 9/07)



*Ceiba pentandra*

**HOW TO READ THE PLANT FORUM ENTRIES**

- [1] ***Pastryus dulcis*** [2] '**Cheerio**' [3] DONUT PLANT ([4] Pastryaceae)  
[5] 7-Eleven to Vons [6] This fast-growing annual produces copious quantities  
of distinctive edible fruit that is circular in shape with a central hole. The fruit  
resembles a donut, from which the common name derives. Provide ample  
moisture. ([7] Betty Crocker, San Diego, 5/96) — [8] K.M.
- [1] Latin name (*Pastryus dulcis*); **bold** names indicate plants with full descriptions.  
[2] Cultivar ['Cheerio']  
[3] Common Name [DONUT PLANT]  
[4] Family [Pastryaceae]  
[5] Distribution [7-Eleven to Vons]  
[6] Description, comments, cultural directions [This fast-growing...]  
[7] Name and city of member, date plant displayed [Betty Crocker, San Diego, 5/96]  
[8] Initials of person who wrote description [K.M.]

**Bring a plant from your garden  
to show off at the  
October Plant Forum!**



# September Meeting Report

David Fross of Native Sons Nursery, our September speaker, shared his insights about California native plants with a capacity crowd of about 400 people – and what fascinating insights he has. As one of the three authors of the seminal book *California Native Plants for the Garden*, he's given hundreds of talks about these plants, which are close to his heart. His other book, *Ceanothus*, is a major work about the plant commonly known as California Lilac, a veritable workhorse in the garden that deserves to be used more often. Surprisingly popular in England, David told of counting 18 different *Ceanothus* species during a six-minute walk in London – and he suggested that we wouldn't see the equal of that diversity in any California neighborhood.

David says he was, "smitten at age 18 by *Eriogonum strictum* var. *greenei* growing in the Marble Mountains. They have an enduring presence," recuperating from such insults as having a vehicle parked on top of them. He re-visits the same area every few years to rejuvenate that feeling he first felt as a teen. The talk we enjoyed was a result of his wanting, "to clarify some of the misconceptions about natives and *Ceanothus*," and he certainly busted a lot of myths in one short hour.

For one thing California native plants need not be limited to use in a strictly native garden. They can be used in mixed beds with plants from other Mediterranean climate areas having similar requirements. And don't restrict yourself to using them in a naturalistic style – many species make fine hedges, low-maintenance lawns, and some even can be made into topiary. We saw photos from the Mission Oaks development in Santa Ynez (north of Santa Barbara), where the plant palette is about 90% natives.

"There is no biological boundary," David reminded us, "only political boundaries." Thus, the plants of northern Mexico are included in the California Floristic Province, which also extends slightly into southern Oregon. In fact, he said, with 6000 native species to choose from, "there is a California native plant for every garden niche." One way to use native plants is to have "plant communities as a garden metaphor," with species selected for their overall appearance: a meadow look, a woodland scene, a swath of grasses that evoke images of wilderness.

He recommends bringing species from "the hills around you into your garden," to create a seamless transition to natural areas outside your garden's boundaries. Be aware, of course, that "the reality of your soils, sun and shade situations, and lot layout means that you have to do your homework and look for the right plants." Not every native is drought-tolerant, and some require at least a modest amount of summer in water, especially in dry years, to look attractive during our long dry spells. As an example he showed photos of the meadow in his home garden – he waters it 4-5 times a summer to keep it green, although his wife prefers a drier, more dormant look in summer.

For hedges and privacy screens, something many homeowners need, David had numerous recommendations, including *Cercocarpus betuloides* (Mountain Mahogany), which will get 10-15 feet tall but only 6 feet wide. *Prunus ilicifolia* (Hollyleaf Cherry) and *Cupressus forbesii* (Tecate Cypress) both make fine hedges. One impressive photo was of a low, tightly pruned hedge of *Rhus integrifolia* (Lemonade Berry) along the edge of a city parking lot – he had planted this shrub in 1979 and it was still going strong!

There were at least three kinds of native grasses which David praised as being good for casual lawns, although some used much less water than others. His favorite is *Carex praegracilis*; planted on 18 inch centers and mowed to 2 inches high it uses about 40-50% less water than a standard lawn. Other grasses included *Bouteloua gracilis*, a bunchgrass which grows to 16 inches tall and, while it looks delicate, takes foot traffic and, according to his book, "tolerates a wide range of growing conditions."

Among the many topics David discussed were plants for moist and dry shade, ferns, container-friendly plants and those which provide good fall foliage color (his favorite is the brilliantly-hued native grape, *Vitis californica* 'Roger's Red'). Is there a planted roof in your future? Consider native sedums! Several dozen plants made the hit parade as what he refers to as "California Classics," tough, beautiful plants which will thrive with a minimum of fuss and lend your garden a real sense of place. Learn more about them at the Water Conservation page on our website, [www.SanDiegoHorticulturalSociety.org/water\\_3.htm](http://www.SanDiegoHorticulturalSociety.org/water_3.htm).

Thanks, David, for an inspiring talk and for providing an outstanding selection of native plants for our Opportunity Drawing. 🌿

More on-line  
@  
[SDHortSoc.org](http://SDHortSoc.org)

● **PLANTS COMPREHENSIVE** ★  
**HORTICULTURE & LANDSCAPE**  
[www.plantscomprehensive.com](http://www.plantscomprehensive.com)  
619 223 5054 619 302 1550  
**Scott Jones** C27 893456  
SoCal Nativescapes 🍁

**NOW  
Available!**




Learn the San Diego  
Floral Association  
history by reading  
articles written by

the founding members and authors who  
came after them. **256 pages.** See pictures  
of members, flower shows, early magazine  
covers and other activities.

Enjoy the long history of our magazine.  
Available at SDFA office.

**\$30.** including tax

**GREAT GIFT IDEA!**



1650 El Prado #105,  
San Diego, CA  
92101-1684

## Classified Ads

FREE TO MEMBERS; call Susi at  
(760) 295-7089 for details.

### FREE POTS!!!

LOOKING FOR someone to take a great many  
1-gal black plastic nursery pots off my hands.

Have other size pots, too. If you can  
pick these up from my house in Vista, please do!

Susi Torre-Bueno, info@SDHortSoc.org.


**SDHS members save  
36% on subscriptions  
to *Pacific Horticulture***

**Only \$18/year brings you a  
beautiful full-color magazine  
all about West Coast gardening!**

*Each fascinating issue has articles  
on places to visit, unique gardens,  
plant info, and lots more.*

**To subscribe to this exceptional  
publication send \$18 with your dues**

*Pacific  
Horticulture*



## THE PLANT MAN

Specializing in Rare & Unusual Succulents & Cacti, Tropicals, Tillandsias, Crested  
& Variegated Plants, Caudiciform Succulents and other Abnormalities of the Plant  
World, Unique Handbuilt Ceramics, Vintage Pottery, Great Rocks & Garden Art.

**2615 Congress Street  
Old Town - San Diego**

Hours: Noon to 6 pm, Wednesday thru Sunday

**(619) 297-0077**

**10% off for all S.D. Horticultural Society Members**

## *The Beauty of Irises*

BY KATHARINA NOTARIANNI

**New!** Healing Time Books is pleased to present *The Beauty of Irises*,  
a gardening picture book. Featuring:

- Full color photos of irises in a rainbow of color
- Information on each iris cultivar including hybridizer,  
bloom season and parentage
- Tips for growing, landscaping and maintaining  
beautiful irises in your own garden
- Sources for procuring quality irises, and much more.



Order your book online: [www.healingtimebooks.com](http://www.healingtimebooks.com)

Specializing in Protea and other  
plants native to Australia and  
South Africa.

"The largest Protea  
Nursery in the United  
States."

## Blossom Valley Protea

Walter & Margot Parkola

*Nursery hours by appointment*

online at: [www.blossomvalleyprotea.com](http://www.blossomvalleyprotea.com)

Mail:

P.O. Box 21094

El Cajon, Ca. 92021

Phone: 619-561-8287

Cell: 619-322-5627

E-mail: [walterparkola@bvprotea.com](mailto:walterparkola@bvprotea.com)

## Garden Glories Nursery

1356 Douglas Dr., Vista, CA 92084

[www.gardengloriesnursery.com](http://www.gardengloriesnursery.com)



**Alstroemerias, Succulents,  
Perennials & Rare Annuals**

Liz Youngflesh

**(858) 449-5342 call for appointment**

25 Years Experience in So. California



**Daniel F. E. Cannou**

Consulting Horticulturist

**Sunset Horticultural Services**

**(760) 726-4411**

Professional solutions to problems  
with plants, soil and irrigation

Award-winning garden designs

water-wise • low maintenance





*Agave filifera*  
(variegated form)



*Agave potatorum*  
(variegated form)



*Aloe descoingsii*

SDHS SPONSOR



**Quality Products,  
Expert Advice  
& Friendly Service!**

- **Fertilizers**  
Dry – Solubles – Custom Blends
- **Soil Amendments**
- **Seed & Sod**
- **Frost Protection**
- **Ground Cover**
- **Garden Tools**
- **Organic Products**
- **Insect & Disease Control**
- **Pest & Rodent Control**
- **Safety Equipment**
- **Power Equipment**
- **Drainage Supplies**
- **Erosion Control**
- **Irrigation Supplies**

**Helping Your Garden Grow**

**Since 1952**



**Farm & Garden Supply**  
**Grangetto's**

Your Garden, Grove & Irrigation Headquarters [grangettos.com](http://grangettos.com)

**Escondido**  
1105 W. Mission Ave  
760-745-4671

**Fallbrook**  
530 E. Alvarado St.  
760-728-6127

**Valley Center**  
29219 Juba Road  
760-749-1828

**Encinitas**  
189 S. Rancho Santa Fe  
760-944-5777

**Save Money  
Today!**  
Introducing Grangetto's **FREE**  
**Preferred Customer Savings Card**  
Save money with discounted prices on  
almost everything in the store & receive the  
Grangetto's E-mail Garden Newsletter!



San Diego Horticultural Society  
P. O. Box 231869  
Encinitas, CA 92023-1869

Nonprofit Organization  
U S Postage  
PAID  
Encinitas, CA 92024  
Permit No. 151

**Change Service Requested**



# Fall ANNUAL PLANT SALE

at San Diego Botanic Garden

## October 17-18

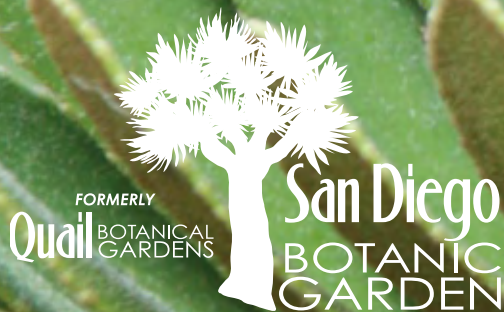

Plant donations from over 100 growers, wholesalers, retail nurseries, and individuals make this one of the most interesting and diverse plant sales of San Diego County. Also includes a wide selection of used books, garden related items, gourmet jams and jellies, and baked goods.

Saturday, October 17 • 11 AM to 4 PM

Sunday, October 18 • 11 AM to 4 PM

For further information, call 760-436-3036 x206 or  
**[www.SDBGarden.org](http://www.SDBGarden.org)**

Free with admission to the Garden or with membership.



San Diego Botanic Garden is located at 230 Quail Gardens Drive in Encinitas, a beach community in the northern part of San Diego County.



# California Native Plant Sale



## Join Us

**Saturday, October 17, 2009**  
**11 AM – 3 PM**

\*Open to California Native Plant  
Society members at 10 AM

**Balboa Park, San Diego**  
Courtyard across from  
Natural History Museum

**Cash or Checks Only**

*Native shrubs, trees, flowering plants*

*Books, posters, seeds*

*Proceeds support local CNPS events*

*Friendly, knowledgeable experts*

*Freebies for kids*

*Convenient, curb-side loading*

*Join / Renew CNPS membership at the Membership Table*

*Pre-order plants: <http://www.cnpssd.org/>*

# What's Happening? for October 2009

The SDHS is happy to publicize items of horticultural interest. See other side for resources & ongoing events.  
Send calendar listings by the 10<sup>th</sup> of the month before the event to [calendar@sdhortsoc.org](mailto:calendar@sdhortsoc.org).

## ▼SDHS Sponsor

### Anderson's La Costa Nursery & Garden Design Center

- ♦Full Service Nursery & Garden Design Center
- ♦Over 200 Running Fountains
- ♦Trees, Shrubs, Vines, Succulents
- ♦Huge Greenhouse For Indoor Plants
- ♦Large Selection of Pottery & Statuary
- ♦Benches & Trellises
- ♦Professionals to Answer Your Questions
- ♦Exquisite New Gift Shop

.....Expect the Unusual



[www.AndersonsLacostaNursery.com](http://www.AndersonsLacostaNursery.com)

Open 7 Days a Week  
8AM to 5PM  
400 La Costa Avenue  
Encinitas, CA 92024  
(760) 753-3153

Hello to all and welcome to our October garden tips and update.

We got all of our fall décor including hay bales, pumpkins, wheat bundles and other fun stuff. The Secret Garden and gift shop have evolved into Halloween Central. Also to complete our entrance into fall we have loose Narcissus Paperwhite bulbs and preplanted Amaryllis bulbs.

--Lots of cool season bedding plant for you – Pansies (of course) in Yellow, Blue, Lilac, Orange, Black and the popular Orange 'Jack O'Lantern' mix. Also Snapdragons, Violas, Sweet Peas, Coreopsis, Sunflowers, Portulaca, Nemesis, Poppies, Primroses, Gaillardia and Mums - all of the beautiful fall shades.

A new Aloe and Agave display right at the front area of the nursery. Lots of rarer varieties including:

-- *Agave potatorum* 'Kichiokan Marginata' (Dwarf Variegated Butterfly Agave) - very small, growing to 12" x 12" with short gray leaves, pale yellow streaks and red spines. Very slow growing and highly sought after. Looks rather like an artichoke.

-- *Aloe cameronii* 'Starfish Aloe'. This is a crazy, fantastic plant with leaves that can turn completely red, especially in the winter, or when dry. Its shape when viewed from above is like peering down on a big red starfish. It stays fairly low, in clumps rarely over two feet tall, but can develop some width to the cluster over time, becoming as wide as 3 to 4 feet. Brilliant spikes of orange flowers in winter. Plant with *Senecio serpens* for stunning contrast.

-- *Agave victoria-reginae* is very slow growing but tough and beautiful. One of the most beautiful and desirable Agaves. Forms individual slow growing dense rosettes up to 18" in diameter (but usually rarely grows taller than 8"). Dark green leaves with white margins.

-- *Agave vilmoriana* 'Stained Glass', 'Variegated Octopus Agave' - Twisted cream striped pale green leaves - with the sun behind it shines like stained glass. Gets 3-4ft tall and wide.

In the greenhouse the first Cymbidiums are here, and some of them are fragrant. From the time that the first flower bud opens, the sprays will remain in bloom for the next 2 - 3 months.

Lots of nice *Asclepias* – essential food for any Frittelaria and Monarch butterfly caterpillars looking for a food source.

(continued on other side)

### The Water Conservation Garden, 12122 Cuyamaca College

Drive West, El Cajon, (619) 660-0614 or [www.thegarden.org](http://www.thegarden.org)

**Oct 7, 6-9 pm Landscape Design Basics--Where Do I Start?:** \$25 Members, \$35 Non-Members, \*Stimulus pricing.

**Oct 8, 6-8 pm Beautiful Landscape on a Low Water Budget:** \$25. For information and to register, call (619) 660-4359

**Oct 9, 5-7 pm Ask the Designer:** With professional Landscape Designer Jude Mendez. \$60 Members, \$75 Non-Members. Call 619-660-0614 x10 to reserve an appointment.

**Oct 10, 10 am-12 Rainwater Collection for the Homeowner:** \$20 Members, \$30 Non-Members

**Oct 14, 6-8 pm NOW is the Time to Plant!:** The secrets of proper planting techniques and why now is the time to plant water smart gardens. \$15 Members, \$25 Non-Members. \*Stimulus pricing.

**Oct 17, 9-11 am Tune-up Your Irrigation and Dive into Drip!** \$20 Members, \$30 Non-Members. \*Stimulus pricing.

**Oct 21, 6:30-8:30 pm Bye Bye Grass, Part I:** Learn how to eliminate your lawn for good. \$45 Members, \$50 Non-Members  
Open 9-4 daily, free. Docent-led tours every Saturday at 10:30am & Sunday at 1:30pm.

\*Stimulus pricing - Get two registrations for the price of one (same household only, please)

### San Diego Botanic Garden (formerly Quail Botanical Gardens):

230 Quail Gardens Drive, Encinitas, (760) 436-3036; [www.SDBGarden.org](http://www.SDBGarden.org)

**Oct. 2, 1 – 5 pm, Oct. 3, 9 am – 5 pm, Oct. 4, 9 am – 4 pm San Diego International Orchid Fair /AOS judging event:** Check out the Orchids, related products, lectures, artistic pottery, paintings, and books. Free with admission or membership. To register plants for judging, bring them in on Thur., Oct 1, 3 – 7pm or Fri. Oct 2, 7 – 9am. Someone will be there to help. Please make sure they are pest-free, flowers are staked, and plants are clean.

**Oct 5, 5 – 7 pm Bye Bye Grass! Part I:** Learn how to eliminate your lawn for good. Cost per session: Members \$45, non-members \$50. Pre-Register at [SDBGarden.org](http://SDBGarden.org) or call (760) 436–3036 x206

**October 6, 5 – 7 pm Bye Bye Grass! Part II:** Your lawn is gone. What do you do next? Cost per session: Members \$45, non-members \$50. Pre-Register as for Oct. 5.

**Oct 10, 9 am – noon Learn the principles of applying hydroponics:** Set up your own grow box using Hydroponic Wick Method. Cost: Members \$70, non-members \$90 (includes all materials). Pre-registration as for Oct. 5.

**Oct 17 & 18, 11am – 4pm 27th Annual Fall Plant Sale:** (Members Only Pre-Sale: Oct 17, 9 – 11am) Come check out the diverse plants, garden related items, books, homemade goodies, opportunity drawing and sit-down Bakery Shoppe. Free with admission or membership.

### Oct 24, 10am - noon, Free Composting Workshop:

Learn to compost, including vermicomposting (worms). Compost bins and worm bins for sale afterward. Meet at the Compost Demonstration Site by the Seeds of Wonder Children's Garden. To register contact the Solana Center at (760) 436–7986 or [solanacenter.org](http://solanacenter.org).

**Oct 1, 1pm and Oct 5, 8:30am: Carlsbad Garden Club Weed As Needed "Hands On":** Come help spruce up Agua Hedionda Lagoon's Native Plant Garden for special events. 1580 Cannon Road, Carlsbad. Info: (760) 845-6339.

### Walter Andersen Nursery Saturday Classes:

#### 9am Point Loma Nursery:

3 Oct Ferns: Tall, Short & In between  
10 Oct Fall and Winter Veggies  
17 Oct Fall Lawns - Get Ready for Winter  
24 Oct Holiday Decorating  
31 Oct Camellias –Varieties and Care

#### 9:30 Poway Nursery classes:

3 Oct Fall & Winter Flowers  
10 Oct Fall & Winter Rose Care  
17 Oct California Natives with Carol Fuller  
24 Oct Low water, Substitute Lawn Grasses  
31 Oct Herbs with Carol Fuller

FREE, details at [walterandersen.com](http://walterandersen.com); addresses in ad on page 17

### Cedros Gardens Saturday classes, 10am:

Oct 3, Let's Start a Salad Garden!

Oct 10, Genus Lavandula: Learn how not to kill those fragrant Lavenders.

Oct 17, Composting Class

Oct 24, Planting a Low-Water Perennial Border: Talk on selecting varieties for both sunny and shady borders.

See ad page 19.

**Oct 3 9am - 5pm and Oct 4 1pm - 4pm Cole Library Book Sale:** Carlsbad Garden Club will be selling plants and garden related items to benefit their horticulture scholarship. 1250 Carlsbad Village Dr, Carlsbad. For more info please call (760) 931-9863.

**Oct 3 10am – 4pm American Begonia Society Plant Show and Sale:** Rm 101 of Casa del Prado in Balboa Park. For more info call Marla Keith (760) 753-3977.

**Oct 3 & 4 10am – 4pm KOFU Bonsai Kai Club Bonsai Show and Demonstrations:** Fullerton Arboretum, 900 Associated Road Fullerton. Free - donations encouraged. [fullertonarboretum.org](http://fullertonarboretum.org) or Mark Costello at [mcostello@fullerton.edu](mailto:mcostello@fullerton.edu) for info.



**Oct 3, 1pm East County Rose Show:** Presented by the East County Rose Society at the Barona Casino. Entries will be accepted from 6:00am to 9:45am. See eastcountyrosesociety.com for more information.

**Oct 7, 6:30 - 9pm, Palomar Orchid Society:** Peter Lin will present a talk on dendrobium orchids. Free. palomarorchid.org or call (760) 726-7763.

**Oct 10, 10AM - 2PM San Diego Herb Club Herb Day Trees for Health Info Fair:** Guided tours to the public for over 5 acres and 60 trees and plants of medicinal value from all over the world. Free. Balboa Park at Quince St. and Balboa Drive San Diego. [www.TheSanDiegoHerbClub.com](http://www.TheSanDiegoHerbClub.com) or call (619) 249-1064.

**Oct 10, 1 - 4pm Alta Vista Gardens Fall Festival:** Kid's races & activities, scarecrow contest. Free. Alta Vista Gardens Brengle Terrace Park, Vista Volunteers needed 1 hour slots 12:00 – 5:00pm Don Nelson (760) 747-0267 [altavistagardens.org/html/fall\\_fun\\_festival.html](http://altavistagardens.org/html/fall_fun_festival.html)

## October 12, details on page 3

# Native Seed Gene Bank Project

**Oct 11, 1:30pm American Begonia Society:** Begonia Personalities, Their Hybrids and Other Stories, Encinitas Community and Senior Center on 1140 Oakcrest Park Dr., Encinitas. Call Marla Keith at (760)753-3977 for more information.

**Oct 13, 7pm San Diego Geranium Society:** Cleaning and deadheading ivy geraniums. Rm 101 Casa Del Prado. See [www.sdgeranium.org](http://www.sdgeranium.org) or call (858)472-0540.

**Oct 14, noon, Ramona Garden Club:** Come hear about the wonderful world of Gourds from Ann Baiaimonte of Baiamonte Gourd Farm. Ramona Womens Club located at 524 Main Street. See [ramonagardenclub.com](http://ramonagardenclub.com) for additional information.

**Oct 14, 10:00am Point Loma Garden Club:** Healthy Soils, Healthy Gardens, Healthy Lives! Portuguese Hall, 2818 Avenida de Portugal San Diego; [www.plgc.org](http://www.plgc.org)

**Oct 16, 1-5 & Oct. 17, 10-4 Point Loma Garden Club:** Flowers, Art and All that Jazz: Floral Designs, Horticultural Specimen collection, educational exhibits, art show and plant sale. Red Peppers Jazz Band will play on Sat. 17 from 1-4. Free. All Souls' Episcopal Church, 1475 Catlina Blvd. San Diego; [www.plgc.org](http://www.plgc.org).

**Oct 17, 11AM –3PM California Native Plant Society Fall Plant Sale:** Courtyard next to the Casa del Prado in Balboa Park for more info see INSERT and [www.cnpssd.org](http://www.cnpssd.org).

**Oct 28, 6pm Mission Hills Garden Club:** Zoo Botanical Collections with Mike Letzring, Collections Manager and/or Christy Powell, Propagationist. Free for members; \$10 for guests/visitors. United Church of Christ 4070 Jackdaw St., San Diego, [missionhillsgardenclub.org](http://missionhillsgardenclub.org); (619) 923-3624.

## Resources & Ongoing Events

**SAN DIEGO BOTANIC GARDEN (formerly QUAIL BOTANICAL GARDENS):** Open daily 9-5 (closed Thanksgiving, Christmas, New Year's Day); 230 Quail Gardens Dr., Encinitas. Fee: \$12/adults, \$8/seniors, \$6/kids; parking \$2. Free to members and on the first Tuesday of every month. (760) 436-3036; [www.SDBGarden.org](http://www.SDBGarden.org).

**WATER CONSERVATION GARDEN:** Open 9-4 daily, free. Docent-led tours every Saturday at 10:30am & Sunday at 1:30pm. 12122 Cuyamaca College Drive West, El Cajon, (619) 660-0614 or [www.thegarden.org](http://www.thegarden.org)

**MISSION TRAILS REGIONAL PARK:** Guided hikes Wed., Sat. & Sun. Visitor Center open 9-5, off Mission Gorge Rd., San Carlos, (858) 668-3275.

**MASTER GARDENER HOTLINE:** Gardening questions answered by trained volunteers Mon.-Fri., 9-3, (858) 694-2860, [www.mastergardenerssandiego.org](http://www.mastergardenerssandiego.org)

**SAN ELIJO LAGOON CONSERVANCY:** Free 90-minute public nature walk 2<sup>nd</sup> Saturday of each month start at 9:00 am. Call (760) 436-3944 for details.

**DESERT WILDFLOWER HOTLINE:** Anza-Borrego Desert State Park: (760) 767-4684. For information, events, road conditions, etc. call (760) 767-5311 or visit <http://desertusa.com/wildflo/wildupdates.html>.

**WILDFLOWER HOTLINE:** March to May call the Theodore Payne Foundation hotline: (818) 768-3533 for info. on blooms in So. California and elsewhere; visit <http://theodorepayne.org>

### BALBOA PARK:

**Offshoot Tours:** Free 1-hr walking tour in Balboa Park every Sat., 10am. Meet at Visitors Center; canceled if rain or less than 4 people. (619) 235-1122.

**Botanical Building** is one of the world's largest lath structures, with 1200+ plants and lavish seasonal displays. Open Friday–Wednesday, 10am to 4pm.

**Botanical Library,** Room 105, Casa del Prado, Mon.-Fri. and first Sat., 10am-3pm, (619) 232-5762.

**Japanese Friendship Garden:** Tues. to Sun., 10-4. Fees: free 3<sup>rd</sup> Tuesday; \$5/family; \$2/adult, \$1/seniors/students; (619) 232-2721; [www.niwa.org](http://www.niwa.org)

**Canyoneer Walks:** Free guided nature walks Saturday & Sunday. (619) 232-3821 X203 or [www.sdnhm.org](http://www.sdnhm.org)

**Balboa Park Ranger Tours:** Free guided tours of architecture/horticulture, Tuesdays & Sundays, 1pm, from Visitors Center; (619) 235-1122.

**S.D. Natural History Museum:** Exhibits, classes, lectures, etc. (619) 232-3821; [www.sdnhm.org](http://www.sdnhm.org)

**S.D. Zoo:** Garden day 3rd Friday of every month from 10am. Pick up schedule at entry. Info: (619) 231-1515, ext 4306; [www.sandiegozoo.org](http://www.sandiegozoo.org)

## Garden TV and Radio Shows

**NEW SHOW:** Gary Walker's GreenTree World Radio Show, Saturdays, noon at KCEO AM 1000. Live call-in line: (800) 292-5236. *Gardening, trees and a whole lot more!*

**Down To Earth with Host Tom Piergrossi.** Award-winning TV show on local gardening, daily at 12:30pm and 7:30pm. CTN (County Television Network, [www.ctn.org](http://www.ctn.org)). Tapes avail. from SDHS library.

**Garden Compass Radio Show.** Saturday and Sunday, 8–10am. XEPE 1700AM radio, hosts Bruce and Sharon Asakawa, John Bagnasco. Call-in questions: (619) 570-1360 or (800) 660-4769.

### October in the Garden:

October is when we see our first true days of autumn and a peak month for planting our cool-season flowers and vegetables. It is also a great month to shop for trees and shrubs as they're showing their true colors at the nursery. It's easy to forget about watering duties in the middle of fall but proper moisture now is key to your plants' successful survival over the colder winter months. Although time to cut back the watering on deciduous trees to help them remember to go dormant.

Slugs don't slow down as the weather gets cooler use whatever measures you prefer-salt, slug bait, saucers of beer-to eliminate slugs.

Keep staying ahead of weeds this month - they serve as homes for pests and bugs and destroying them before they flower and seed will save you work in the future.

Fall is the best time to plant permanent additions to your landscape except for tender subtropicals and bare root plants. Fall is also the best time to add California Native plants to your garden.

Plant cool-season vegetables such as broccoli, Brussels sprouts, cabbage, cauliflower, celery, kale, kohlrabi, mustard, lettuce and other greens.

After evergreen daylilies have finished blooming renew plants by cutting back the leaves to 4 inches and divide over-crowded daylilies this month.

To encourage re-growth during the winter cut back garden geraniums (Pelargonium hortorum) by half.

Early in the month feed roses for the last time this year. Give roses up to 1 inch of water twice a week unless it rains.

If you planted sweet peas last month thin them out and pinch them back to force branching.

The fungus that causes petal blight in azaleas and camellias over-winters in fallen flowers, leaves and old mulch. To decrease the chances of blight remove all the debris under the plants and apply new mulch.

Birds of Paradise: Cut off dead leaves. After flowers fade pull out bloom stems. Small plants can be divided with a sharp knife. Left alone these plants will eventually make such large clumps that the only way to easily divide them is to use a chain saw and replant salvageable sections.

Amaryllis Belladonna: Amaryllis belladonna (Naked Ladies) eventually form big clumps that push up out of the ground and need dividing. You want to divide these plants after they bloom but before new roots and foliage have begun to grow. If the bulbs are transplanted during this brief period of dormancy, next year's flowering will not be interrupted. If you did not divide large clumps in September because they were in bloom, do so this month as soon as the flowers fade.

Throughout the fall and winter months you can plant or transplant both evergreen and deciduous trees and shrubs.

One last effort at weeding will help to improve the appearance of your garden throughout the winter. Any weed which you can eliminate from the garden this fall will possibly prevent thousands of weed seeds from sprouting in the garden next spring!

This month remove all fallen fruit from around fruit trees and any fruit that has mummified on the trees. Such fruit will harbor over-winter pests and disease organisms.