



# Let's Talk Plants!

Newsletter of the San Diego Horticultural Society

March 2017, Number 270

## Saving the Roses

Page 2

### IN THIS ISSUE

Spring Garden Tour page 5 • Queen Palm Care page 14  
Compost is compost - or is it? page 15





## THE WATER CONSERVATION GARDEN PRESENTS...



March 25, 2017 | 9am - 3pm

Self-guided tour of five beautiful home gardens in El Cajon and La Mesa.

**The Water Conservation Garden** invites the public to its second annual Water-Wise Home Garden Tour highlighting five beautiful gardens featuring a wide variety of colorful and low water usage plants. The gardens emphasize plants from semi-arid regions of the world including Australia, New Zealand, Southwestern U.S. and South Africa.

**Attendees will have the opportunity to:**

- Meet the homeowners and get inspiration from their designs
- Purchase succulent arrangements, bird houses, and garden jewelry
- Talk with The Garden's Director of Horticulture, Clayton Tschudy, for advice on how to redesign your landscape using drought-tolerant plants
- View a private collection of over 20 classic cars

All proceeds will benefit The Garden's botanical collection, exhibits, and education programs, including the award-winning "Ms. Smarty-Plants™" conservation education program.

**Thanks to our generous sponsors:**



Anderson's



Rancho Valhalla  
Nursery



**SPACE IS LIMITED. REGISTER TODAY!**

**\$20 per person; \$25 at-the-door**

Visit [www.theGarden.org](http://www.theGarden.org) or call 619-660-0614

**Check in and pick up tour materials at  
The Water Conservation Garden**

12122 Cuyamaca College Drive West, El Cajon, CA 92019

Friday, March 24, 9am - 4pm or Saturday, March 25, 9am - 12pm

(See back for additional information)



# Featured Gardens



## Rosalie Dosik

This garden is an example of how to use drought-tolerant plants in creating a serene, Asian style landscape. Almost five years ago, the owner removed a 900 sq. ft. pool and brought in two tons of gravel and rock to create an Asian stroll garden including dry river beds, dry ponds, pathways, arbors and Asian artifacts. On a front hillside are hand painted pots with succulents surrounded by more Mediterranean and succulent plantings interspersed with stepping stones and small boulders.



## Dale and Linda Lee

This single-acre, East County home boasts a small citrus grove and a variety of roses. All of the gardens have been extensively re-landscaped over the past year and a half to display a unique variety of drought-tolerant plants, succulents and cactus varieties. Highlighting the new landscaping is a 30ft wide by 4ft high succulent wall mounted in wood frames which covers an existing retaining wall. Also on the property is a unique classic car collection. This is the ultimate green thumb and greasy fingernails combo tour!



## Tom Mooney

This half-acre garden reflects the best features of the surrounding natural landscape in rural East County. The sun drenched east and south facing slopes feature giant granite boulders, drought-tolerant ornamental grasses and blooming California native plants. Explore the back yard garden pathways, perennial beds, small meadow and, ultimately, a private sitting area with water garden and fire pit. Also featured is stone paving, raised vegetable gardens, and decomposed granite surfaces dotted with wildflowers.



## Bob and Holly Yaris

This Mt. Helix view home has been transformed into a welcoming, water-wise and harmonious environment. Here you will see existing palms and bougainvillea interspersed with leptospermum, blue oat grass, racena marginata, leucospermum, bulbine, lantana and paddle plant. Small intimate patios are enhanced by large pots of sages, heavenly bamboo, bougainvillea and alstromeria. Impressive Southwest views are enjoyed from this appealing and well-kept backyard garden space with inviting seating areas.



## Paula and David Block

This redesigned landscape emphasizes California natives and edibles, interspersed with plants from Australian and Mediterranean climate areas. A Catalina Cherry mixes with mulberries and other fruit trees, while California natives, wildflowers, and roses intermingle off the back patio. Also featured is a live oak, Cercis, Rhamnus, and Ceanothus hedge and a large, steep, wraparound hill of the neighboring property where native shrubs offer their rustic beauty while preventing erosion and feeding wildlife.

## New This Year! Win a Hand-Painted Garden Pot

Local artist and tour homeowner Rosalie Dosik has created a hand-painted plant pot sure to look great in your garden. See it at her home and enter for your chance to win.

Tour is self-guided at your own pace, and gardens can be visited in any order. Gardens are not handicapped accessible and no pets or strollers are allowed. All ticket sales are final and tour will be held rain or shine!





# WaterSmart *Landscape Contest*

**Deadline:**  
**April 7, 2017**



**Valuable  
Prizes**

**Numerous  
Winners**

**Enter for a  
chance to win!**

## **Basic Judging Criteria**

Design for beauty & water conservation  
Creative use of colorful water-smart plants

For info, including eligibility requirements,  
application procedures, and submission deadlines, visit  
**[www.landscapecontest.com](http://www.landscapecontest.com)**



**SDHS SPONSOR**

## **GREEN THUMB SUPER GARDEN CENTERS**

**1019 W. San Marcos Blvd.**  
(Off the 78 Frwy. near Via Vera Cruz)

**760-744-3822**



**[www.supergarden.com](http://www.supergarden.com)**

- CALIFORNIA NURSERY PROFESSIONALS ON STAFF
- HOME OF THE NURSERY EXPERTS • GROWER DIRECT

WITH THIS  
VALUABLE **Coupon**

**20%  
OFF  
ANY ONE  
PLANT**

- Must present printed coupon to cashier at time of purchase
- Not valid with any sale items or with other coupons or offers
- Offer does not include Sod, Gift Certificates, or Department 56
- Not valid with previous purchases • Limit 1 coupon per household
- Coupon expires 03/31/2017 at 6 p.m.

sdhs





# SAN DIEGO HORTICULTURAL SOCIETY

Established September 1994

**OUR MISSION** is to inspire and educate the people of San Diego County to grow and enjoy plants, and to create beautiful, environmentally responsible gardens and landscapes.

## BOARD MEMBERS

Cindy Benoit – Membership Chair  
Patty Berg – Volunteer Coordinator  
Jeff Biletznikoff – Vendor Coordinator  
Jim Bishop – President  
B.J. Boland – Corresponding Secretary  
Ray Brooks – Treasurer  
Jason Chen – Member at Large  
Marilyn Guidroz – Secretary  
Mary James – Program Committee Chair  
Jennifer Morrissey – Publicity  
Anne Murphy – Workshop Coordinator  
Lisa Robinson - Member at Large  
Ari Tenenbaum – Member at Large  
Susan Starr – Newsletter Editor  
Roy Wilburn – Outreach Coordinator

**Let's Talk Plants!**, the SDHS newsletter, is published the fourth Monday of every month.

**Managing Editor:** Susan Starr; newsletter@sdhort.org

**Copy Editor:** Lisa Marun; lisamarun@gmail.com

**Advertising:** Bob Clark; advertising@sdhort.org

**Calendar:** Send details by the 10th of the month before the event to Barbara Patterson at calendar@sdhort.org.

Copyright ©2017 San Diego Horticultural Society, Encinitas, CA.  
All rights reserved. Not to be reproduced by any means for any purpose without prior written permission.

## BECOME A SPONSOR!

### Do you own a garden-related business?

SDHS sponsorships have high recognition and valuable benefits, including a link to your website, discounts on memberships for your employees, and free admission to SDHS events. This is a wonderful way to show your support for the SDHS. Sponsors help pay for our monthly meetings, annual college scholarships, and other important programs. Sponsorships start at just \$100/year; contact Jim Bishop at sponsor@sdhort.org. We thank them for their support.

## IN THIS ISSUE...

### SDHS NEWS

- 2 Meetings & Events
- 3 Volunteers Needed
- 3 Discounts For Members
- 3 To Learn More...
- 4 From The Board
- 5 Spring Garden Tour
- 7 What's Up At San Diego Botanic Garden?
- 8 Gardens, Plants, and Fun
- 8 Spring Forward With These Local Garden Tours
- 9 February Meeting Report
- 9 Welcome New Members

### OUR COLUMNISTS

- 10 My Life with Plants
- 12 Book Review
- 13 The Real Dirt on . . .
- 14 Trees, Please
- 15 Love Your Yard and Eat It, Too!
- 16 Going Wild with Natives

### DIGGING WITH OUR MEMBERS

- 17 Sharing Secrets
- 19 February 2017 Plant Display

### INSERTS:

Water Conservation Garden Waterwise Tour  
Calendar/Resources/Ongoing Events



**COVER IMAGE:** Rose Neige d'Avril. Join us on March 13 to hear rose breeder John Bagnasco describe his efforts to preserve the genetics of rose cultivars like this beauty and learn how you can help.

[www.sdhort.org](http://www.sdhort.org)



**NEXT MEETING: MARCH 13  
6:00 – 8:30 PM**

**SPEAKER:**

**John Bagnasco...  
On a Mission to Save the Roses!**

**Meeting is open and everyone is welcome.  
Admission: Members/free, Non-Members/\$15.**

**Congregation Beth Israel,  
9001 Towne Centre Drive, San Diego 92122  
(across the street from the Westfield UTC mall).  
Parking is free.**



At our Monday, March 13 meeting, we will be welcoming horticulturalist, author, lecturer, and rose breeder John Bagnasco. John's talk will focus on preserving the genetics of threatened rose cultivars and the ways in which we can help return these beautiful flowers to our home gardens.

Over the past several years, John has observed that many rose cultivars are in danger of extinction. This includes not only old garden varieties, but also more recent hybrid teas. In John's presentation, he will discuss the efforts of the nonprofits Save the Roses! Foundation and California Coastal Rose Society. Both these organizations are working with concerned commercial growers and rose societies to preserve the genetics of rare and unusual rose varieties; their goal is to return these species to home gardens. He will also discuss what each of us might do to save the varieties of our national flower that are in danger of extinction, and explain how every gardener can become involved in saving endangered roses.

John has a horticulture degree from Michigan State University and has been in the gardening industry for 50

## MEMBERSHIP INFORMATION

Renewal information is at [www.sdhort.org](http://www.sdhort.org).  
For questions contact [membership@sdhort.org](mailto:membership@sdhort.org) or call  
Cindy Benoit at 760-473-4244.

## MEETING SCHEDULE

6:00 – 6:45 Vendor sales, plant display  
6:45 – 8:30 Announcements, door prizes, speaker

## MEETINGS & EVENTS

### MARCH 4

Private Tour of Resendiz Brothers Protea Growers  
(Featured Garden)

### MARCH 13

John Bagnasco on Save the Roses! ...Preserving the Genetics of  
Our National Flower for Future Generations

### MARCH 25

New Member Orientation

### MARCH 30

Workshop: Earth Friendly Gardens with Dawn Standke

### APRIL 3

Scott Kleinrock on The No Sacrifice Low Water California Garden

### APRIL 8

SDHS Garden Tour – Save the Date – see page 5

### MAY 8

Karen Chapman on Foliage First

---

years. He is an amateur rose breeder and is responsible for introducing over a dozen new roses. John was chief rose buyer for Armstrong Garden Centers in the late 1990s, and he has taught horticulture classes at Palomar College and San Diego State University. He is also the host of the DVD "The Essential Guide to Roses," which features Bryan Main and Bruce and Sharon Asakawa. John just released *Planting Designs for Cactus and Succulents*, a book that he co-authored with Sharon Asakawa and is working with Cliff Orent to write the first ever book on polyantha roses. Currently, John is president of the California Coastal Rose Society and host of *Garden America*, a nationally syndicated radio show and webstore ([www.gardenamerica.com](http://www.gardenamerica.com)). He also continues to be involved in many other horticultural projects. For more on efforts to preserve genetic diversity see To Learn More on page 3. 🌹



## VOLUNTEERS NEEDED

### Spring Home/Garden Show

Help us grow at the 2017 Spring Home/Garden Show. We will have an information table at this year's Expo, and it promises to be a wonderful show. Held at the Del Mar Fairgrounds, the show runs Friday, March 3 through Sunday, March 5. Volunteer for a 4-hour shift and spend the day before or after enjoying award-winning indoor landscape designs, a garden marketplace, and displays of everything imaginable for your home and garden. Admission is free and your parking cost will be reimbursed. Contact Patty Berg at [pattyjberg@gmail.com](mailto:pattyjberg@gmail.com). Have fun and introduce new members to all the benefits of SDHS!

### Spring Garden Tour

Help Wanted for the SDHS Spring Garden Tour. The 2017 edition, "In Sight of the Sea," will be on April 8th this year in the Point Loma neighborhood. Have fun as a volunteer and enjoy the tour before or after your shift, as our guest. No special plant knowledge required. The ideal candidate is outgoing, dependable, and able to handle steps and hills. Contact Patty Berg, Volunteer Chair, at [pattyjberg@gmail.com](mailto:pattyjberg@gmail.com).



## DISCOUNTS FOR MEMBERS

(see ads for more discounts)

Get a 15% discount at **Briggs Tree Co.**  
([www.briggstree.com](http://www.briggstree.com); tell them to look up the "San Diego Hort Society Member" account).

Get a 10% discount at **San Diego Botanic Garden** on Family/Dual or Individual memberships. Just state you are a current member of SDHS on your membership form. It cannot be done online, so mail it in or bring it to the Garden. Info: Josh Pinpin, [jpinpin@SDBGarden.org](mailto:jpinpin@SDBGarden.org).

Join **Grangetto's** FREE Garden Club for helpful info delivered to your inbox: [grangettosgardenclub.com](http://grangettosgardenclub.com).

## TO LEARN MORE...

### Biodiversity

By Ava Torre-Bueno

Our life on Earth depends on many things. One of them is diversity in the genetics of the plants we rely on for food. Gregor Mendel, a Moravian monk and scientist, first discovered the laws of genetic inheritance by doing 29,000 experiments with peas. Science takes time! Learn about Mendel and his experimental garden here:

[youtube.com/watch?v=YxKFdQoI0rE](https://www.youtube.com/watch?v=YxKFdQoI0rE)

[history.nih.gov/exhibits/nirenberg/hsl\\_mendel.htm](http://history.nih.gov/exhibits/nirenberg/hsl_mendel.htm)

Here's an infographic about the role of genetic diversity in agriculture: [visual.ly/what-agricultural-biodiversity](http://visual.ly/what-agricultural-biodiversity)

There are many articles and educational sites on the web about why genetic diversity is important. Most significant, "... when a population of an organism contains a large gene pool—that is, if the genetic blueprints of individuals in the population vary significantly—the group has a greater chance of surviving and flourishing than a population with limited genetic variability." Learn why this, and a lower incidence of unfavorable inherited traits, makes genetic diversity important: [garden.org/courseweb/course2/week2/page18.htm](http://garden.org/courseweb/course2/week2/page18.htm)

Here's a more scholarly article on the same subject: [nps.gov/plants/restore/pubs/restgene/1.htm](http://nps.gov/plants/restore/pubs/restgene/1.htm)

Biodiversity International is helping small farmers to safeguard plant biodiversity: [bioversityinternational.org/news/detail/incentives-to-serve-agricultural-biodiversity-peru-at-the-forefront/](http://bioversityinternational.org/news/detail/incentives-to-serve-agricultural-biodiversity-peru-at-the-forefront/)

In our own gardens, biodiversity is more often defined as the number of different species of plants and animals, rather than the genetic diversity of our plants, which is the focus of this month's presentation. Here are some articles on this more macro definition of biodiverse gardening:

[americanforests.org/magazine/article/backyard-biodiversity/fs.fed.us/wildflowers/Native\\_Plant\\_Materials/Native\\_Gardening/index.shtml](http://americanforests.org/magazine/article/backyard-biodiversity/fs.fed.us/wildflowers/Native_Plant_Materials/Native_Gardening/index.shtml)

[nwf.org/News-and-Magazines/National-Wildlife/Gardening/Archives/2006/Homegrown-Biodiversity.aspx](http://nwf.org/News-and-Magazines/National-Wildlife/Gardening/Archives/2006/Homegrown-Biodiversity.aspx)

## SDHS Nametags

**Sturdy magnet-back nametags are just \$10**



To order go to  
<https://sdhort.wildapricot.org/Shop>  
or buy one at any monthly meeting.





## FROM THE BOARD

By Jim Bishop

### New Board Members

Please join me in welcoming two new board members:



Jennifer Morrissey joins the board as the Public Relations Chair. Jennifer has been an SDHS member since 2007. More recently, she has been helping publicize events on Facebook. Jennifer's goal is to help SDHS grow by bringing in new audiences and members, and to raise awareness of the great trove of knowledge SDHS offers. In addition

to gardening, her main interest and passion (aside from her family) is learning about plants and gardening strategies and interacting with fellow plant lovers. She has taken courses in the Ornamental Horticulture Department at Cuyamaca College and comes from a family of gardeners: her mother is a Certified Master Gardener (in Oregon), both her sister and brother have extensive gardens in Colorado, and her mother's family had nurseries and a floral shop in Vermont. As you can see, gardening is in her blood. She has a large garden that she shares with her husband and two school age children and a miniature horse. Professionally, she has worked in nonprofit marketing communications and fundraising for more than twenty years.



Jason Chen joins the board as a member-at-large. Jason is planning on assuming the role of Program Chair next fall, replacing Mary James. Many of you may already know Jason from Cedros Gardens where he worked under the encyclopedic wing of Mia McCarville for many years. As you can imagine, he has lots of experience with plants,

horticulture, and gardening, as well as many contacts with growers, gardeners, and others in San Diego. He attended North Carolina State University where he earned a degree in Ornamental Landscape Horticulture and Art/Design. He owns his own business, Jason Chen Botanical Design, a horticultural design service including everything from florals to landscape design to sharing the art of gardening. He's recently purchased a new home where he'll be creating his personal Eden.

### You Could Be Our Next President

As I explained in last month's newsletter, I joined the San Diego Horticultural Society at its first meeting, in September 1995. On that day, I had learned that I was being laid off from the company where I had worked for 13 years. Driving home that day, I had the flyer for the first meeting of SDHS in the front seat of the car. I lived near Quail Botanic Gardens, where the first meeting was held, and I figured that since it was already a day of change and I needed some support, I would attend to see what it was all about. I was overwhelmed by all the smart plant people in the room, and quickly realized I could learn a lot from this new group. At the time, I never imagined joining the board, let alone being president. Through a few fateful events, I would end up joining the board in 2009. I had little or no thoughts of becoming president, but through a few more fateful events, I became president in 2012. It has been a fun and great six years, but it is time for me to turn the leadership over to someone new. It is a wonderful opportunity to play a major role in the San Diego horticultural community. The most important qualifications are a passion for our mission and a desire to work with like-minded people eager to move our organization forward. You do not need to be a plant expert, although some knowledge doesn't hurt. Please contact me ASAP with your intention to serve or send questions to me at [sdhspresident@gmail.com](mailto:sdhspresident@gmail.com).

### Spring Garden Tour

Online tickets for the Spring Garden Tour, In Sight of the Sea: Gardens of Point Loma & Sunset Cliffs, on Saturday, April 8 are now on sale at [sdhort.org/tickets](http://sdhort.org/tickets)! To ensure that tour goers have an enjoyable experience and gardens don't become too crowded, we've capped ticket sales. This means that to guarantee your spot on the tour, you'll need to purchase your ticket online soon. If you prefer to pay by cash or check, tickets can be purchased at the February and March meetings. Tickets will no longer be available once our sales goal is reached. SDHS members save \$5 off the general admission price per ticket. You will receive the tour map by email by Friday, April 7 and can check in at any of the gardens on the tour. You can learn more about this year's tour on our website and on page 5. Also, be sure to let your garden friends and people at other organizations know about the tour. This is one of the best garden tours in the county and you don't want miss it. You can purchase tickets, volunteer to help the day of the tour, and learn more about the tour gardens and featured plants in the gardens online at [sdhort.org](http://sdhort.org). 🌿



Potter's Paradise

## SPRING GARDEN TOUR

### Gardens of Point Loma and Sunset Cliffs Saturday, April 8

Now is the time to buy tickets for this year's Spring Garden Tour. Winter rains promise to make this an especially beautiful tour, with plants at their finest. Ticket sales are limited and there will be no day of tour ticket sales. We expect to sell out, so purchase your tickets now at [sdhort.org](http://sdhort.org). Here is a preview of few of the gardens on the tour:

#### Potter's Paradise

Though longtime residents of Point Loma, the owners of this classic 1928 Spanish-style house have only lived here a few years. They recently moved from the "wooded area" at the top of Point Loma and found this new location to be much warmer and sunnier. One of their first projects was replacing the front lawn with an interesting low water garden. They also own a home in Borrego Springs, where they fell in love with desert plantings. With the help of a professional landscaper who also works on their Borrego Springs garden, they have created a similar, yet lush look here. One of their favorite plants is the large sculptural Mexican fence-post cactus (*Pachycereus marginatus*) in the front of the home. Contrasting fine-leaved grasses, agaves, aloes, other succulents, and blooming shrubs and vines complete the garden.

One of the homeowners has been creating pottery for

over 15 years. He's developed a unique and creative style. Many of his artistic pots filled, with succulents planted by his wife, will be for sale the day of the tour!

#### Mid-Century Modern

Today, this stunning and artistic home, designed in 1959 by Kendrick Bangs Kellogg, sits nestled into a large garden designed by the original and current homeowner. (Kellogg, a San Diego native, was a pioneer of organic architecture,



Mid-Century Modern



a community planner, and famous for the Onion House, the Joshua Tree House, and the Chart House Restaurants.) The home features glass, wood, and tile, as well as a close relationship with the surrounding gardens. The distinctive turquoise tiles were handmade by Kellogg, while Nick Rosa built many of the fences, walls, and garden paths. Some highlights in the garden are art pieces by Jim Hubbell. A new street-side mailbox made by the owner's son matches the colors and theme of the home's construction is a recent addition. Near the entrance, an angled pond and water feature adds the soothing sound of water throughout the garden. Cut into the hillside at the back of the lot is a very large vegetable garden, which includes six fruit trees. A borrowed view of the canyon and the hills above blurs the edges of the garden into the native landscape. Notable plants are a large South African Cape chestnut tree planted on the property with the neighbor and a large bonsai in the front planter that's backed by more turquoise tile.

## Contemporary Simplicity

You will know the minute you see this home that an architect lives here. The contemporary lines of the home are echoed in the organized garden that is the creation of Partner/Principal Ian Morris of GroundLevel Landscape Architecture. The garden also picks up on the peaceful color palette of the home, creating a smooth transition from garden to house. Creative uses of wood pebbles, boulders, rocks, granite, and square stone pavers – complete with fossils – tie spaces together to create a cohesive look. Set in a bed of grasses and succulents, guests are greeted by a copper water trough with a ceramic cat fountainhead at the far end. In the back, a wall of the house slides open, joining the house and back patio into one large space for entertaining. At the far side of the patio is a granite-faced wall with a cutout for a contemporary koi pond. The adjacent wall in terracotta orange features a large relief wood carving of an Asian head. 🌿



## SDHS SPONSOR

12755 Danielson Court  
Poway, CA 92064  
(858) 513-4900  
FAX (858) 513-4790  
Open 9-5, 7 days a week



3642 Enterprise Street  
San Diego, CA 92110  
(619) 224-8271  
FAX (619) 224-9067  
Open 8-5, 7 days a week

Free Garden Classes at both locations on Saturday mornings  
[www.walterandersen.com](http://www.walterandersen.com)

## SDHS SPONSOR



# Sunshine Gardens

**It's time to plant ... Come on Down!**

*We have just about everything the gardener in you is looking for:*

- ☛ Bedding Plants ☛ Shrubs
- ☛ Citrus ☛ Houseplants
- ☛ Vegetables ☛ Fertilizers
- ☛ Soils ☛ Seed
- ☛ Trees ☛ Pottery

*When you're here also visit*  
Elizabethan Desserts & Twigs by Teri

**[www.sunshinegardensinc.com](http://www.sunshinegardensinc.com)**

**Open 7 Days Monday-Saturday 7:00-5:00; Sunday 9:00-4:00**



**SUNSHINE GARDENS**  
ENCINITAS  
155 Quail Gardens Drive  
Encinitas  
(760) 436-3244



## SPRING PLANTING JUBILEE & TOMATO SALE AT SAN DIEGO BOTANIC GARDEN MARCH 18 & 19, 2017 9 AM – 5 PM

Featuring a locally sourced and grown summer garden vegetable extravaganza offered by Coastal Roots Farm

It's March madness at the Spring Planting Jubilee & Tomato Sale at San Diego Botanic Garden! This event is a plant lover's dream with a wide variety of herbs, spring plants, orchids, bromeliads, California natives, and garden art and implements, as well as a new locally sourced and grown summer garden vegetable extravaganza offered by Coastal Roots Farm.

Coastal Roots Farm is a nonprofit community farm and education center located on the Leichtag property next door to SDBG. The sale will feature a wide variety of tomatoes, vegetables, seeds, cut flowers, and annuals. Garden experts will be on hand to answer questions and provide helpful advice on spring plantings and caring for your entire garden. Delicious food and refreshments will be available. A KidZone with educational displays, crafts, a petting zoo, and pony rides will also be available for children.

For more information, visit [SDBGarden.org/springfest.htm](http://SDBGarden.org/springfest.htm) or call 760-436-3036 x201. Event is free with paid admission or Garden membership. 🌿



### SDHS SPONSOR

Don't just dream it.  
Grow it!



Now offering a fast and no-mess solution to compost and mulch application with our blower delivery service.

**Compost • Mulch • Organic Recycling**

[www.agriserviceinc.com](http://www.agriserviceinc.com)

[orders@agriserviceinc.com](mailto:orders@agriserviceinc.com)

Julia Mattern

(760) 216-3385

### SDHS SPONSOR

**Great Soil LLC**

www.greatsoil.com

VISA

NO Added Greenwaste

**Call Today! (760) 740-9191**

**HOME DELIVERY AVAILABLE**

Free Delivery on 10yds Bark or 15 yds Soil in San Marcos and Escondido

**North County's Premium Supplier of  
Bark • Topsoils • Mulch • Sod • Seed**

**641 Rock Springs Road  
Escondido, CA 92025**

**www.greatsoil.com**

SAVE WATER  
APPLY MULCH

<p><b>PREMIUM BARK</b></p> <ul style="list-style-type: none"> <li>Mini Fir Nuggets • Shredded Fir</li> <li>Medium Fir Nuggets</li> <li>3/8" Fir Bark</li> <li>Shredded Redwood/Gorilla Hair</li> <li>Shredded Mulch - Coarse and Fine</li> </ul> <p><b>PREMIUM TOPSOILS</b></p> <ul style="list-style-type: none"> <li>Landscape Mix for Grass</li> <li>Planter Mix</li> <li>for Vegetable &amp; other Gardens</li> <li>Container Mix for Greenhouse Plants</li> <li>Bio Retention Soil</li> <li>Palm Mix</li> <li>California Native Plant Mix</li> <li>Custom Mixes on Request</li> <li><b>MARATHON SOD &amp; MARATHON SEED</b></li> </ul>	<p><b>OTHER PRODUCTS</b></p> <ul style="list-style-type: none"> <li>Pumice • Perlite- #3</li> <li>Decomposed Granite</li> <li>Black Lava Rock (small and large)</li> <li>Sand • Peat Moss</li> <li>Certified Playground Mulch</li> <li>Rubber Mulch</li> </ul> <p><b>SOIL AMENDMENTS</b></p> <ul style="list-style-type: none"> <li>Nitrolized Shavings 1:1</li> <li>Soil Rejuvenation and Grass Topper</li> <li>Soil Conditioner 1:3</li> <li>Concentrated Extra Strength Gypsum</li> </ul> <div style="border: 2px dashed black; padding: 10px; text-align: center;"> <p><b>10% OFF</b></p> <p><b>for the members</b></p> <p><b>of SDHS</b></p> </div>
---	--



## GARDENS, PLANTS, AND FUN (FOR FREE)!

### Spring Home/Garden Show: March 3 to 5

By Lucy Warren

How does your garden grow? Do you want to push it to the next level? Come to the Spring Home/Garden Show at the Del Mar Fairgrounds. Discover exciting plants, see great designs, and listen to leading landscaping and gardening experts for great tips for dabblers and expert diggers alike.

SDHS members get a free VIP pass for two; visit [springhomegardenshow.com/SDHS](http://springhomegardenshow.com/SDHS). You'll definitely want to bring your significant other or your best gardening buddy.



SDHS sponsors the judging for the dramatically lit display gardens designed and created specifically for this show. Garden Masters put their best efforts into creative new ideas for wonderful gardens. See the creativity and style of top designers and horticulturists. These are people you want to know about. You will be able to talk with many of them at the show.

Learn from the experts at the free informative seminar series, with topics including exciting succulents, selecting a landscape professional, beautiful small gardens, plants to look for, roses, spring veggies, landscaping with natives and designing a beautiful climate-appropriate landscape. For those who have completely run out of space, come learn how to garden on walls and roofs!

Sign up for the "30 for 30" private consultations hosted by professionals from the Association of Professional Landscape Designers (APLD). For just \$30, you receive a 30-minute private professional consultation, which can be reserved in advance at [springhomegardenshow.com](http://springhomegardenshow.com).

You'll find interesting and unusual plants to tempt your wallet. Top growers and specialty nurseries come together at the show with their best plants, so you don't have to drive all over San Diego to find what you want. Talk to these people; their advice can help you make these plants thrive in your garden. 🌿

## SPRING FORWARD WITH THESE LOCAL GARDEN TOURS

By Mary James

San Diego's garden tour season kicks off this month with four popular tours scheduled over four weeks. Since some tours sell out, purchase tickets early when prices are often discounted.

### March 18:

#### Borrego Desert Garden Tour

In the midst of what is predicted to be an exceptional desert wildflower bloom, seven gardens in Borrego Springs will welcome visitors for a daylong event benefiting the Anza-Borrego Desert Nature Center. Tour

stops include gardens around a mid-century modern home, rustic desert ranch, and vintage RV village residence.

Hours: 9 a.m. to 3 p.m.

Tickets: \$30 or \$28 before March 11

Details at: [abdnha.org/gardentour](http://abdnha.org/gardentour)



### March 25: Water-Wise Home Garden Tour

The Water Conservation Garden's second annual garden tour features five East County gardens with drought-tolerant plant palettes, including one with a display of '60s and '70s muscle cars. Succulent cuttings, along with birdhouses and other handcrafted garden accents, will be for sale.

Hours: 9 a.m. to 3 p.m.

Tickets: \$25 on tour day or \$20 in advance

Details at: [thegarden.org/events/2017gardentour](http://thegarden.org/events/2017gardentour)

### April 1 & 2: Garden Native Tour: Gardens of Growth and Legacy

Tour goers will visit twenty gardens in Chula Vista, Bonita, Imperial Beach, Lemon Grove, and the San Diego neighborhoods of South Park and North Park. Homeowners, designers, and docents will be on hand to answer questions. This event also includes stops at four public gardens – the South Bay Botanical Garden, Recon Native Plant Nursery, Living Coast Discovery Center, and the Tijuana Estuary Visitor's Center. The San Diego chapter of the California Native Plant Society sponsors the tour.

Hours: 9:30 a.m. to 4:30 p.m. (both days)

Tickets: \$25 or \$20 before March 19

Details at: [gardennative.org/garden-native-tour-detials](http://gardennative.org/garden-native-tour-detials)

### April 8: San Diego Horticultural Society Spring Tour

See page 5

## FEBRUARY MEETING REPORT

By Kristie Hildebrandt

You can tell by the sparkle in his eye and the spring in his step that Panayoti Kelaidis is definitely in his element when speaking about anything that has to do with plants. It's easily evident that he especially loves the adventure of discovering ornamentals throughout the world and then sharing what it he has found with fellow enthusiasts.

During the February meeting, Panayoti spoke about some of the places where he's discovered succulents, even those in the "wrong" places, including the steppes of central Asia, semi-arid biomes dominated by forbs, grasses, and grass-like species, and characterized by extremes of cold and heat.

He spoke about one adventure which took him from Almaty, Kazakhstan's largest metropolis which is set in the foothills of the Trans-Ili Alatau mountains; to the East Kazakhstan Region and a city called Oskemen (a.k.a. Ust-Kamenogorsk); to a trek near the borders of China, Mongolia, and Russia; and into the Tien Shan mountains that are sometimes only accessible by camel. This area's flora is determined largely by the distinct zones of elevation, which provides a diverse distribution of soils and vegetation in the foothills and plains at the mountain bases, semi-desert, and desert areas. The steppe is generally between 3,500 and 11,000 feet, with temperatures that vary based upon elevation and time of year.

Some of the plant life Panayoti spoke of were the sedums that can be found at the highest elevations in the Altai Mountains of Mongolia, along with *Primula nivalis*, *Dictamnus angustifolius*, *Clematis alpina* ssp. *Sibirica* (Siberian clematis), and *Aquilegia* (columbine), especially those with flowers that are rich dark blues and purples. Also mentioned was *Delphinium elatum*, which grows in the dry steppes and is the parent of the giant delphiniums.

Up in the highest elevations of the Tien Shan mountains, *Viola altaica* (native to Siberia), *Saxifraga* (rockfoils), and *Saussurea obvallata* (native to the Himalayas) can be found.

Comparing time zones and latitudes globally makes for strange plant distributions. Panayoti mentioned you can find sedum as far east as Mongolia and some of the more drought tolerant hybrids have grown in the lower elevations of Colorado for years. *Rhodiola rosea* and *Rhodiola kirilowii* grow all over Asia and are used in sports medicine, and *Rosularia alpestris* grows in the highest altitudes of Iran, Iraq, and Turkey.

Panayoti is always on the lookout for what is growing where successfully, and who is trying to grow that "what". He mentioned cactus gardens in Gothenburg, Sweden and Hamburg, Germany, as well as succulents in Lesotho, South Africa. He visited a colleague who runs a Kakteen-Garten, one of several large nurseries in Germany that specializes in hardy cacti. It was during the Kakeen-Garten's most busy time for

shipping and the colleague actually spent four days showing Panayoti around. Panayoti recognizes that these types of fun experiences are due to his good fortune in meeting many enthusiasts who want to share what they are doing.

Read more about the plant-hunting adventures of Panayoti Kelaidis in his latest co-authored book, *Steppes: The Plants and Ecology of the World's Semi-arid Regions*. 🌿

## WELCOME NEW MEMBERS

A warm hello to these new members:

Angel Avila	Yung Kang Fu	Michele Schulte
Bianca Bonilla	Karen Gross	Sharon Smith
Jake Brummet	Ryan Huffman	Judi Spuris
Rey Buccat	Ann Irwin	Aino Sten
Matt Buller	Rebecca Long	William
Sjana Carter	Jessica Makkitt	Van Dusen
Genesee de Rijke	Kevin McKernan	Marlene Walder
Michael DeWitt	Michael Noon	Bella White
Anne DeWitt	Sabine Prather	Timothy Williams
David Flores	Chuck Pryatel	Bethel Williams
Derek Fox	Shelley Ray	

### SDHS SPONSOR



**10% Discount for SDHS Members**

400 La Costa Avenue  
Encinitas

Open to the Public

Daily 9am to 5pm  
(760) 753-3153

[andersonslacostanursery.com](http://andersonslacostanursery.com)

Anderson's La Costa Nursery & Design Center

### SDHS SPONSOR



**California's Native Plants**

Available at your local garden center

[www.moosacreeknursery.com](http://www.moosacreeknursery.com)

**760-749-3216**





### MY LIFE WITH PLANTS

By Jim Bishop


This is part four of a series about a September 2016 trip to view the wildflowers and scenery of Southwest Australia.

#### Strine Outback Bush Walk, Part 4: Trek Through the Tingle Trees

From Stirling Range National Park, we headed back to the coast to Torndirrup National Park, famous for its gap walkway where the huge surf rushes into a large crack between giant granite outcrops. There are also beautiful views of mountains, bays, crashing surf, natural bridges, and blowholes. The granite hills were covered with melaleucas, banksias, *Leucophyta brownii* (Cushion Bush), lots of *Adenanthos cuneatus* (Flame Bush), and soft mounds of *Adenanthos sericeus* (Wooly Bush). Considering how easy it is to kill these plants in our California gardens, seeing entire hillsides and coastal slopes covered with them made me question my garden abilities.

The last day of our road trip was spent passing through the eucalyptus forests of Southwest Australia. The old growth forests here are home to the tallest trees in Australia. Aussies refer to them as tingle trees. After lots of googling, I'm still not sure of the origin of the name. Let's just say that you tingle a bit when you see a tree this large. We stopped at the Wilderness Discovery Centre to get a closer look at one of the remaining groves of old growth trees. Here, the Valley of the Giants Tree Top Walk features a stunning walkway positioned 120 feet above the ground amid the spectacular

Below the towering tingle tree canopy, the large white flowers of this native Australian clematis vine make a showy display.



Scott Borden admires the beauty and enormity of a red tingle tree.

heights of the tingle forest canopy. The structure of iron and cables sways and moves with the wind and the movements of brave visitors who walk at mid-height of the trees, with trunks both above and below. Nearby, there is a less dramatic interpretive walk at ground level where you can get up close to many large 400-year-old red tingle trees (*Eucalyptus jacksonii*) and walk through the center of several that have been hollowed out by fire and disease. Among the trees were three interesting plants. One was a large white flowered clematis vine. A second was another vine with purple pea-shaped flowers that is occasionally seen planted in California gardens, *Hardenbergia violacea*. And finally, the waxy-leaved and bright clear yellow-flowered *Hibbertia cuneiformis*.

The remainder of the day was spent driving back to Perth through this surprisingly wooded area of Australia. The trees were mostly eucalyptus and melaleucas, and there was frequent evidence of previous wildfires. The rolling green hills and rural towns seemed less exotic than the more remote areas we had visited. Back in Perth, we ended our trip where we had started over a week earlier at Kings Park and Botanic Garden. We were interested to see if our perception of the park would have changed after spending a week in the bush looking at plants. We weren't disappointed. While we now knew much more about many of the plants, there were still many more that we hadn't seen in the wild, and it was

*Continued on page 12*





**SATURDAY APRIL 8**

This year's Garden Tour takes garden lovers to one of the oldest and most tropical areas of San Diego County, Point Loma.

Some of the lush gardens we will visit include beautiful, mature palm trees and tropical plants, appropriate to the coastal setting. We will also take an up-close look at home gardens in several of the neighborhoods on the peninsula, starting with an artistic garden in Loma Portal and concluding with three unique gardens in La Playa. Along the way, you'll visit one of San Diego's best palm gardens, a garden created decades ago by Sinjen (our 1998 Horticulturist of the Year honoree), some top designer gardens, plant collector gardens, a fabulous potter's garden and several homes that were designed with the gardens in mind. This self-guided tour of a beautiful gardens showcases all that San Diego horticulture has to offer.

**BUY TICKETS AT [SDHORT.ORG](http://SDHORT.ORG)**





*My Life with Plants continued from page 10*

enjoyable to see people from all over the world that had come to visit Perth to check out the wildflowers.

We had learned a lot about Western Australia on this trip. What was probably most amazing was what a small area of the continent we had covered. Even so, the diversity of plants and wildflowers was even more than we had expected. The vast size and number of national parks and protected areas is amazing, and there are very few people or tourists in early spring. Surprisingly, though often compared to Southern California, most areas have more rainfall than we receive. Also, the beaches look much more tropical than ours with their white quartz sand and aquamarine waters. As we had heard, the soils are very low in nutrients, but they are also very lacking in any organic matter. Most appear to be very well drained. I'll try to both remember some of these things when attempting to grow western Australian plants and to understand and accept that some won't ever be successful here. 🌿



With a firm grip on the rails, Scott Borden braves the Tree Top Walk that stretches 120 feet above the tingle forest floor.


## BOOK REVIEW

### *Dirt Under My Nails: An American Farmer and Her Changing Land*

By Marilee Foster

Reviewed by Caroline McCullagh

I was having trouble getting into *Dirt Under My Nails*. It's a book about farming built around the rather standard format of the four seasons. The chapters were adapted from the columns Marilee Foster wrote for the Long Island newspaper *The Southampton Press*. The author chose to start with winter, when not much is happening on a farm. There are many pages about storm clouds, frozen ponds, and snowfall, but not much action.



About the time I was ready to move on to another book, we arrived at spring and things began to pop. At the same time, I realized something. It's quite likely I have driven past Ms. Foster's farm. My late husband, Bill, grew up in Northport, New York in the 1920s and 30s. The last time we visited his hometown a few years ago, we took a day drive to the south fork of the island, through the Hamptons and Sagaponack. That's, where Ms. Foster, her brother, Dean, and her father farm on land that has been in their family for over a hundred years.

On our drive, Bill reminisced about what that area had been like in the thirties when the land was covered by farms that grew potatoes, market vegetables, and ducks (Long Island Duckling) for the grocery stores in New York City. Crops harvested at night were in the city before daylight. During the Depression, the farmers' kids were the only ones with money and cars. No matter how bad times get, people still have to eat.

As we drove the area 75 years later, most of the farms were gone, replaced by subdivisions and mansions. Those that remained had mostly converted to vineyards.

This fact is part of what Foster writes about. She doesn't want to leave the land that she loves so much, but the pressure to sell increases every year. A 2016 online *New York Times* article about her farm says that the land is now worth about \$150 million. That's not a misprint. This is the Hamptons, some of the most valuable land in America.

At the same time, it gets harder and harder to earn a living as a small farmer. Farming has always been difficult. Regulations abound. Property taxes rise. And you never know when a late freeze will kill all your seedlings, or too much rain will rot the crops in the fields.

You may wonder why there was an article about the farm in the *New York Times*. She and Dean have decided to add some value to their crop. They're converting the potatoes into vodka. They now have a boutique distillery and a product well received by local high-end liquor stores and restaurants.

With that in mind, I think you'll find this book quite interesting. 🌿

## THE REAL DIRT ON...

Ed Peterson

(Consummate Native Plant Seedsman)

By Susan Krzywicki

Ed Peterson (1905-2005) was "seedsman and volunteer extraordinaire" for the Theodore Payne Foundation for Wildflowers and Native Plants in Sun Valley, California. Ed started their seed-collecting program in 1962, a year before Theodore Payne died at 91. He was a true plant-hound: he haunted our chaparral, deserts, mountains and meadows, getting down on his hands and knees and camping rough. He celebrated his 100th birthday by sleeping under the stars in his beloved Anza-Borrego Desert State Park.



Ed graduated from Hollywood High School, got a degree in Botany from UCLA, and was Landscape Supervisor for Los Angeles City College before he started at Theodore Payne. His mission was always to preserve our embryonic native plants in their protective packaging for later use.

### His Methodology

According to his *New York Times* obituary, "He knew the backcountry so well that he could predict at what bend or mile marker a particular flower would appear. His technique was 'search and re-search,' meaning that he would find a plant in bloom and then come back when it had turned brown and gone to seed. To find plants again required intricate calculations."

Ed's use of the term "search and re-search" refers to the process by which collectors must first find a stand of the specific species to collect from. Then, they must remember where the plants were late in the season when they are no longer at their peak and have dried up and turned brown. Also, the collector would have to predict the specific time period during which the seed was accessible and available for collection. And, until recently, all of this was done without the aid of GPS or iPads.

Many of the seeds Ed Peterson collected were microscopic and sold by the teaspoonful, not by the pound, Ed told the *Los Angeles Times* in 1988. "You could start as an infant and die a centenarian, but you couldn't gather 20

pounds of California fuchsia seed in your lifetime," Ed said wistfully.

Greg Rubin, San Diego native plant specialist, said of Ed, "One of his favorite spots was up in Ojai following one of the creeks up there. I remember him telling me a story about sitting on a hill near Griffith Park, hearing the cacophony of church bells celebrating the end of the war, and the profound joy he felt, and the shivers it sent down my spine when I realized he was referring to World War II!"

### A Miss

He told National Public Radio in a 1998 interview that he had missed hunting down seed for only one species he wanted: the red-flowered lobelia (*Lobelia cardinalis* var. *pseudosplendens*). Have you by any chance seen this plant in the wild?

*Susan Krzywicki is a native plant landscape designer in San Diego. She has been the first Horticulture Program Director for the California Native Plant Society, as well as chair of the San Diego Surfrider Foundation Ocean Friendly Gardens Committee and is on the Port of San Diego BCDC for the Chula Vista Bayfront.* 🌿

### SDHS SPONSOR



SHOP FOR PLANTS. LEARN ABOUT SUCCULENTS.

**cacti.com**

SERRA GARDENS LANDSCAPE SUCCULENTS



## TREES, PLEASE

### Queen Palms, Part I: Growth Habit, Fertilizer, and Pruning

By Tim Clancy

Queen palms (*Syagrus romanzoffianum*) are popular ornamental “trees.” They are planted so frequently that some in the nursery trade lump them in the “bread and butter” category of plants along with *Agapanthus*, daylilies, azaleas, and impatiens, among others. It would seem that with so many specimens installed in the landscape, we would know a considerable amount about how to take care of them. Unfortunately, that is not the case in many locations.

The queen palm is native to South America. Its growth habit is described as solitary (single trunk) with a canopy of about fifteen leaves. Those are fully developed mature leaves about fifteen feet in total length. The palm likes a slightly acid soil and has high nutritional requirements. Under ideal cultural conditions and care, the palm has dark green leaves.

Most of the soil tests I have reviewed in San Diego over the years tend to be on the alkaline side of the equation. This makes the nutritional component all the more critical as alkaline soil can cause an alkaline induced chlorosis. In many cases, this can be counteracted by the timely and regular addition of a fertilizer specifically formulated for palms. Water is, of course, another necessary component, and the more the better for these monocots.

Once the fronds are yellow, you can't turn them back to green like you can with other plants. The fertilization in this case is a preventive strategy. What happens when the nutrients are not available to the palms? The leaves turn yellow because in the creation of new fronds, nutrients are dispatched from the oldest existing leaves to the newest emerging leaves. As the nutrients from a leaf are exhausted, the next youngest leaf is sacrificed and so on and so on. This is why you will often see queen palms with three or four green leaves and then several leaves of varying shades of yellow. This problem is often compounded by pruning. As the yellow fronds are considered by many to be unsightly, they are often removed and the palms resemble shaving brushes. This then starts the nutrient extraction from the remaining fronds. As you look around, you can easily identify queen palms that have been under-fertilized as they often have far less than a full complement of leaves.

The well cared for queen palm can be a beautiful compliment to any garden. Some key points to remember are that the palms are capable of producing and maintaining fifteen fully mature leaves. Under good growing conditions, they will produce about six new fronds each year. If a certain look is desired, it is recommended to remove no more than six fronds per year. It is also acceptable and desirable to



Yellowing fronds in the queen palm on the far left are a sign of lack of nutrients and/or improper pruning.



Healthy Queen Palms at Liberty Station.

remove the edible fruit. This fruit is a nuisance and attracts undesirable wildlife.

The number one requirement is to fertilize the palms regularly. I currently recommend a regimen of four times per year with a palm fertilizer. The amount will vary by palm size and manufacturer, so always refer to the instructions on the bag.

Next time: Queen Palms, Part II: Pests and Diseases. 🌴

## LOVE YOUR YARD AND EAT IT, TOO!

### Compost is Compost is Compost – Or is it?

By Ari Tenenbaum

Spring is just around the corner, and San Diego gardeners should be thinking about transitioning to warm season veggies like tomatoes, squash, and peppers. If you have spent the cool months harvesting greens and other winter vegetables, your garden soil is going to need some amendments before moving into the warm season. One of the best ways to recharge your soil is by adding compost. What many people do not realize is that compost is a very general term for decomposed organic material. An array of different “compost” products can be purchased from nurseries and green waste facilities, but it is important for gardeners to understand that not all compost is created equal. Learning how to evaluate different products will help you find the compost that is most suitable to your needs. There are three characteristics that I always look at when evaluating the quality of a compost product: Smell, texture, and source material.

**1. Smell:** A high-quality, finished (fully decomposed) compost should have the sweet, earthy smell of a forest floor. Compost that is actively decomposing often has a sour, somewhat astringent odor due to volatile chemicals like ammonia that are released as a byproduct of the decomposition process. Anyone who has visited the Miramar Greenery may recognize the smell of the compost being produced there. The sour smell is a good indication that the compost is not fully mature. Care must be taken when amending soils with unfinished compost products. These products are not necessarily bad for your garden, but it's best to incorporate them into your soil at least three to four weeks before you plan to plant.

**2. Texture:** Compost for vegetable gardens should be finely textured. Avoid products with large chunks of woody material. Mixing woody material into a garden bed can tie up nutrients like nitrogen, making it unavailable for your plants. If you have compost with larger pieces in it, one option is to sift out the large pieces before adding it to your garden beds. The larger pieces can then be used as a surface mulch around shrubs and trees.

**3. Source Material:** Nearly any organic material can be turned into compost, but some materials will provide significantly more nutrition for plants than others. For thousands of years, animal manures have been used to increase soil fertility. Compost that contains animal manures can be highly beneficial to gardens but it is essential that these products be fully decomposed. It is common to age manures for six



months or more to ensure they are safe for use in the garden. Composts from green waste recycling facilities are typically composed of yard waste only. This eliminates any concern for pathogens like *E. coli* or *Salmonella*, but composts made from recycled green waste tend to have more woody material and fewer nutrients immediately available for plants.

There are a number of factors that may affect what type of compost you ultimately end up using to improve your garden soil. In the end, adding compost to your garden is generally going to be beneficial. The important thing is to understand how to get the most out of whichever product you are using. Compost from green waste recycling facilities is very cost effective, but it works best when incorporated weeks before you wish to plant. Alternatively, some bagged products and manure based composts may be significantly more expensive, but can be incorporated into garden soil and planted immediately. Like all things gardening, there is no right choice when it comes to compost. The best approach is to try some different options and figure out what works best for you.

*Ari Tenenbaum holds a B.S. in Plant Science from UCSC and is a landscape designer and contractor in San Diego. His company, Revolution Landscape, specializes in the design and installation of edible and eco-friendly landscapes. 🌿*



## GOING WILD WITH NATIVES

### How Green is My Valley

By Pat Pawlowski

Well, I do not actually live in a valley, but it is green (at least part of it). Of course, out here in Southern California, a green landscape is much lusted after, especially by folks who have come from wetter climates. So some of them, pining after the green hills of home, plant lawns, denying the reality of what San Diego County really is: a semi-desert.

To combat our area's desert-like conditions, local plants have figured it out: some drop their leaves during summer, and many have very light-colored leaves (due to lower chlorophyll levels) with extra protections to combat the sun's pesky rays. But what if your gardening eyeballs crave a luscious, leprechaunish, four-leaf-cloverish kind of green?

What to do?

Compromise, of course. It's easier than you think.

First, learn to love different shades of green: the gray-green of Cleveland Sage (*Salvia clevelandii*) may not be brilliant green, but boy! The Wild West scent of the leaves will leave you drooling, not to mention the wonderful blue flowers that attract hummingbirds (some of which have greenish backs). The tiny leaves of Deerweed (*Lotus scoparius*) don't look like much, but they can attract the Bramble Hairstreak butterfly, whose wings are – you guessed it – a nice green.

I could go on about the merits of the many natives whose leaves are not shamrock green, but hey, there's a better way. To balance out all those wonderful natives that you will plant anyway, despite the fact that their leaf colors are less than bright green (and you WILL be planting some of those, especially if you have hiked around the local hills or have visited a native plant nursery), here are some substantial California native shrubs whose leaves can green up your landscape all year long:

Lemonade Berry (*Rhus integrifolia*)

Sugar Bush (*Rhus ovata*)

Toyon (*Heteromeles arbutifolia*)

Hollyleaf Redberry (*Rhamnus ilicifolia*)

Hollyleaf Cherry (*Prunus ilicifolia* ssp. *ilicifolia*)

Coffeeberry (*Rhamnus californica*)

Pacific Wax Myrtle (*Myrica californica*)

Mountain Mahogany (*Cercocarpus betuloides*)

Manzanita (*Arctostaphylos* spp.) Note: Not all species are green.

Wild Lilac (*Ceanothus* spp.) Note: Not all species are green.

The best way to admire the greenery of the above plants is to visit San Diego Botanic Garden or Tree of Life Nursery ([californianativeplants.com](http://californianativeplants.com)).

With any of the above plants, even gardening greenhorns



Lemonade Berry with fruit

will rejoice; these suckers can take heat and drought and still look refreshingly green. They'll contrast nicely with those silvery, subtly colored natives who will have charmed you into buying them anyway.

Remember, varying shades of anything make life more interesting, right? Your valley might not be all green, but that's not necessarily a bad thing. 🌿

Member Pat Pawlowski is a writer, lecturer, and garden consultant who loves plants of all colors.

### SDHS SPONSOR

#### NORTH COUNTY'S MOST UNIQUE ASSISTED LIVING COMMUNITY



**Call for a Personal  
Tour of our Homes,  
Greenhouse and  
Organic Fields.**

**858-674-1255 x 202**

**SUNSHINE  
CARE**

**A Community of  
Assisted Living Homes**

Member of the  
SD Horticultural Society  
**[www.sunshinecare.com](http://www.sunshinecare.com)**

12695 Monte Vista Road  
Poway, CA 92064

Lic#374601087

#### **Specializing in Memory Care, Intergenerational Programs and Horticultural Therapy**

- 7 care homes on 32 acres featuring 5 organic gardens, a greenhouse, fruit orchards, and California wildflowers.
- Organically grown fruits, vegetables and herbs used in our home cooked meals.
- Only 15 minutes from Del Mar and La Jolla on Route 56.
- FREE ongoing *Garden Lecture Series* with Farmer Roy Wilburn. For serious garden enthusiasts. Join us monthly, on the 3rd Saturday, at 10:30 a.m.
- Composting & Vermiculture Program
- Award-winning Intergenerational *Seed to Table* Program.



## SHARING SECRETS

Edited by Dayle Cheever

This column is written by you, our members! Each month, we'll ask a question and print your responses the following month. You can find copies of previous Sharing Secrets on our website at [sdhort.wildapricot.org/SharingSecrets?eid=1093874](http://sdhort.wildapricot.org/SharingSecrets?eid=1093874). Also, you can continue the discussion by adding new replies online to Sharing Secrets topics.

**The question for March was:** With our spring garden walk season just around the corner, what is your favorite garden walk/tour event and why?

**Kate Engler:** Best walk, by far, last year was the Hort Society's.

**Carol Moseley:** I took a FUN trip this month (January) with the Lawrence Family JCC to the former Annenberg Estate, located in Rancho Mirage, CA. It is a 200-acre estate currently run by the nonprofit Annenberg Foundation Trust. We went for a private house tour, but the gardens were amazing, and I wish we'd had more time to do those. There is also an excellent café on site. "Explore nine acres planted like an impressionist canvas. Enjoy 1.25 miles of walking paths and 50 species of plants. From November through April a free one-hour guided garden walk is offered." ([sunnylands.org/page/18/the-gardens](http://sunnylands.org/page/18/the-gardens)).

**Vivian Black:** The flower fields and the lavender field.

**Suzy MacGillivray:** Well, this one isn't much of a secret, as it is just not remembered much. It is where I go to get a garden fix as well as re-centering from outside chaos. Breathe deeply as you wander through a Zen cocoon of tropical and koi. Walk up to the top of the hill and meditate between pockets of succulents and yucca; the sea below puts troubles into perspective. A balance of beautiful flora, roots, and twining vines along with shady nooks and shimmering sunshine, Swami's Garden is just a wonderful place to walk and it is available year round to take when needed! Open most days but Monday, it is in Encinitas. A treasure, for sure.

**Stephen A. Zolezzi:** I would like to see a garden history board posted at each location to include garden age, soil composition and challenges, something about the garden owners, sources for plants and their philosophy, watering methods and frequency, and what is the future plan for the garden as it matures.

## SDHS SPONSOR

### Sophie's Organic Garden



By purchasing garden items from Sophie's Organic Garden you are providing the opportunity for over 400 adults with developmental disabilities who attend St. Madeleine Sophie's Center to discover, experience and realize their full potential.

**\$10 off with this coupon\***

2119 E. Madison Ave. | El Cajon, CA 92019  
[www.stmsc.org](http://www.stmsc.org) | 619.442.5129

Open Mon – Fri 8 to 4 (year round) and Sat 9 to 3 (Mar 15th – Jul 15th)

\*With purchase of \$50 or more

## SDHS SPONSOR

### FIND A DESIGNER NEAR YOU!




Association of  
Professional  
Landscape  
Designers  
San Diego District

Go to **www.apldca.org**  
and type in  
your zip code.

APLD—Where Residential Landscape Design Begins

## SDHS SPONSOR



**Solana Succulents**  
 355 N. Hwy 101  
 Solana Beach, CA 92075  
 (858) 259-4568  
[www.solanasucculents.com](http://www.solanasucculents.com)

This 340-page, 1000+ color photo book is both a cultural overview and encyclopedia of aloes and agaves in cultivation. These African and Mexican plants are shown thriving in our Southern California suburban habitat, with growing advice and observations from a local succulent nursery owner. Also shown and discussed are the smaller related genera, such as yuccas, beaucarneas, haworthias, gasterias, etc..

Available late April 2016. Quality softcover, retail (est.) \$39.00. Please contact the author at Solana Succulents if you'd like to pre-order.

We are a retail nursery specializing in both common and rare succulents for container culture or landscape. Design help is available.

Open Wednesday - Saturday 10-5  
 Sunday 12-4



## DIGGING WITH OUR MEMBERS

**Liz Shopes:** Mission Hills. But, I don't get to do many garden walks.

**Lili Walsh:** The Presidio.

**Susan L.:** The Secret Garden Tour in La Jolla because it is so beautiful and includes artists.

**Ruth Sewell:** Walking through the commercial venues to see what is new this spring.

**Barb Huntington:** I love the Water Conservation Garden.

**Susi Torre Bueno:** In addition to the SDHS garden tour, which I think is the best, I have also enjoyed two tours of native gardens. One is by the California Native Plant Society. It takes place over a weekend, with some gardens open both days and most only open one day. The gardens are always excellent. There is also a walking tour of native gardens in Oceanside each spring, and sometimes those gardens are small jewels. Some are on the tour just as walk-by gardens, with the front yard being all that is on the tour, while other gardens are ones you can walk in.

**Cindy Sparks:** My favorite is the marketplace. Vendors and non-profits know that a garden tour brings out the plant geeks. So they march out their best and wildest merchandise for the occasion. That makes it a great place to shop. It's even better if the stuff for sale is somehow coordinated with the gardens featured on the tour.

**Dayle Cheever:** I have several that I look forward to every year. Fortunately, many have different themes and different homeowners from year to year, so they never get stale. The Mission Hills Garden walk is always fun and beautiful. I often enjoy the walk through Mission Hills between stops as much as the actual homes on the tour. The SDHS does a fantastic job also and features amazing gardens. The San Diego Master Gardeners Spring Seminar is also a great event because of the classes that are offered and also the marketplace with fantastic plants and other garden art at great prices. If you feel like a bit of a drive, the Borrego Springs Garden tour is interesting and certainly presents a very different approach to landscaping and decorative gardening. The homes are spectacular and the plant palates very interesting. 🌿

### SDHS SPONSOR



#### Garden Design & Maintenance

Custom Design ♦ Hardscape  
Native Landscapes ♦ Patios  
Lighting ♦ Fences  
Drainage ♦ Irrigation ♦ Repair  
Installation ♦ Consultation

**3685 Voltaire St., San Diego 92107**  
**619-223-5229**

[Coastalsage.mysite.com](http://Coastalsage.mysite.com)

### SDHS SPONSOR

Over 500 types of  
stone and boulder for your  
**Water-Wise Garden.**

Flagstone  
Pavers  
Pathway DG  
Boulders...  
and so much more...

Our creative and  
knowledgeable staff  
will help you make the  
best selections for the  
garden of your dreams.



Natural Stone & Boulder Supply

San Marcos (760) 744-1036  
Poway (858) 748-3953  
Lakeside (619) 443-8153

**1 800 KRC ROCK (1 800 572-7625) [www.KCRCRock.com](http://www.KCRCRock.com)**

## DIGGING WITH OUR MEMBERS

### FEBRUARY 2017 PLANT DISPLAY

By Sherrill Leist

#### What is the Plant Display?

Each month, members bring in plants, cuttings, or flowers and put them in blue bottles on our display tables at the monthly meeting. This is a great way to see which plants grow well in our area. EVERYONE is invited to participate and all plants are welcome. Write descriptions similar to those below and place them beside your plant(s).

Join the fun and bring something to the next meeting. We thank those people who brought in plants to show to other members.

Available FREE on our website:

All 22 years worth of plant descriptions!

Go to [tinyurl.com/Plant-Descriptions](http://tinyurl.com/Plant-Descriptions).

*Aloe 'Erik the Red'* (Aloeaceae) Horticultural Hybrid  
South Africa

This clump-forming hybrid aloe gets to about six to eight feet tall and two to three feet wide. My plants were planted in 2014 from tiny starts I received in 2013, and they bloomed for the first time in 2016. Right now, the clumps are about two or three feet tall and equally wide. This information is copied from the website for San Marcos Growers ([smgrowers.com](http://smgrowers.com)): "A large tall-growing aloe to 6 feet tall or more with its stem topped by a rosette to about 2 feet wide with dark to mid-green leaves that have a prominent, but not dangerous whitish-green teeth along the leaf margin. The main stem often has new shoots early on to create a full shrubby plant but older stems are more solitary. The tall branching inflorescences of blood-red flowers appear in early winter and continue up to early spring with red buds as attractively colored as the flower and yellow stamens that add to the show. Plant in full sun in a well-drained soil. Can get by with occasional to infrequent irrigation but tolerant of more regular gardening watering. Noted as hardy to a medium frost so likely cold tolerant to temperatures down to the mid to high 20's F. Removing side shoots on the main stems can neaten up the plant and promote earlier flowering. This sensational large aloe with dark red flowers that contrast well against the long dark green leaves comes from the breeding program of Leo Thamm of Sunbird Aloes in Johannesburg, South Africa. It is a complex hybrid involving *Aloe mawii*, which contributed its dark red color combined with *A. petricola*, *A. marlothii* (red form) and *A. arborescens*."

(Susi Torre-Bueno, Vista, 2/17) – S.T-B.

*Crossosoma californicum* CALIFORNIA ROCKFLOWER  
(Crossosomataceae) Channel Islands, Palos Verdes,  
Mexico

A native shrub with many thorn-tipped branches and pale green oval leaves, this very rare plant cannot tolerate frost. Each branch produces a single flower with white round petals blooming January through June and is semi-dormant in summer. Maximum height is sixteen feet.  
(Sheldon Lisker, Sun City, 2/17) – S.L.

#### SDHS SPONSOR

10% DISCOUNT FOR SDHS MEMBERS

OPEN 8AM TO 5PM  
**BARRELS & BRANCHES**  
GARDEN AND GIFT

FOLLOW US  
 

Plant Nursery • Event Space  
Design & Installation Services

1452 Santa Fe Drive, Encinitas  
760.753.2852 | [barrelandsbranches.com](http://barrelandsbranches.com)

#### SDHS SPONSOR

**SOUTHWEST** ESTD 1989  
BOULDER & STONE

**Landscape  
Rock & Supply  
Superstore**

**We Deliver!**



**4 Convenient  
SD Locations** PACIFIC BEACH • CHULA VISTA  
ESCONDIDO • FALLBROOK

[SOUTHWESTBOULDER.COM](http://SOUTHWESTBOULDER.COM)



## DIGGING WITH OUR MEMBERS

Best in Show at the San Diego Cactus and Succulent Society Show 2017

### *Haworthia retusa* STAR CACTUS (Asphodelaceae) South Africa

The small, tight rosettes of this succulent perennial from the Western Cape of South Africa have unusual leaves resembling triangular puffs. Each retuse (rounded apex with a notch), transparent, and often lined leaf acts as a shiny window for sunlight. Less than four inches tall, it is often grown in a small or shallow container with good drainage. It blooms from the center with a thin spike of small, white, and tubular flowers that are less impressive than the airy leaf forms. (Julia Chimento, San Diego, 2/17) – S.L.

In addition to the plants described above, the plants listed below were displayed. All have been previously described.

Plants marked '3' are fully described in the SDHS Plant Forum Compilation, available online for FREE at [tinyurl.com/Plant-Descriptions](http://tinyurl.com/Plant-Descriptions).

3 *Albuca spiralis* FIZZLE SIZZLE  
(Julia Chimento, San Diego 2/17)

3 *Hakea scoparia* BROOM HAKEA  
(Sheldon Lisker, Sun City, 2/17)

3 *Ixia rapunculoides* CORN LILY  
(Sheldon Lisker, Sun City, 2/17)

*Pyrus Kawakamii* FLOWERING PEAR, EVERGREEN PEAR  
(Pat Pawlowski, Vista, 2/17)

3 *Ruscus aculeatus* BUTCHER'S BROOM  
(Susi Torre-Bueno, Vista, 2/17)

## LOVE TO GARDEN?

## LOVE THE SAN DIEGO COUNTY FAIR?



Lots of jobs  
are available  
for all shifts at the  
2017 Paul Ecke, Jr.  
Garden Show  
**June 2 - July 4**

Contact Coordinator  
**Cindy Benoit**  
**@ 760-473-4244!**

## SDHS SPONSOR

## Great Results Start with Great Soil!



**KelloggGarden.com**  
is proud to support the  
*San Diego Horticultural Society*  
for a greener world



## Over 100 Years of Gardening Experience...

## Please Join Us

Membership is open to all interested individuals.  
Membership in San Diego Floral is a great  
way to meet other gardening and  
horticultural enthusiasts.

### Membership Includes

- Subscription to California Garden, our bimonthly magazine
- Borrowing privileges from our extensive Horticultural Library of 3500+ books
- Reduced fees for selected events
- Quarterly meetings with informative programs
- Regular newsletters



**Don't Miss Out**  
[sdfloal.org/membership.htm](http://sdfloal.org/membership.htm)

1650 El Prado #105,  
San Diego, CA  
92101-1684

**sdfloal.org**



**CALLING ALL CONTAINER GARDEN EXHIBITORS**  
Come join in on the fun at the  
2017 San Diego County Fair's Garden Show  
**"HAPPY TRAILS"**

**Container Plants Classes:** Bromeliads &  
Tillandsias, Cactus & Succulents, Fairy Gardens,  
Ferns & Tropicals, Noteworthy Plants  
and Window Boxes

**Cash Awards and Ribbons available**  
**\$10 per entry (no limit)**

**Entry Deadline: May 5**  
**[www.sdfair.com/entry](http://www.sdfair.com/entry)**

**Questions? Call: 858 755-1161 x2460**  
**or e-mail [gardenshow@sdfair.com](mailto:gardenshow@sdfair.com)**



**Breeze Hill Rose.**  
**See page 2.**

## WE THANK OUR SPONSORS

Agri Service, Inc.  
Anderson's La Costa Nursery  
Barrels & Branches  
Benoit Exterior Design - Landscape Architecture  
Briggs Tree Service  
Chris Drayer, ASLA - Landscape Architect  
Coastal Sage Gardening  
Cuyamaca College  
Evergreen Nursery  
Falling Waters Landscape, Inc.  
Garden Design Magazine  
Glorious Gardens  
Grangetto's Farm & Garden Supply  
Greatsoil LLC  
Green Thumb Nursery  
JTM Nutrients  
Kellogg Garden Products

KRC Rock Inc  
Marilyn's Garden Design  
Moosa Creek Nursery  
Multiflora Enterprises  
Ornamental Gardens by Lisa  
Pat Welsh  
Renee's Garden, LLC  
San Diego County Water Authority  
Serra Gardens Landscape Succulents  
SiteOne Landscape Supply  
Solana Succulents  
Southwest Boulder & Stone  
St. Madeleine Sophie's Center  
Sterling Tours, Ltd  
Sunshine Care  
Sunshine Gardens  
Walter Andersen Nursery  
Westward Expos, L P




# 2017 Spring Garden Tour

## Saturday, April 8<sup>th</sup>

Join us to visit nine beautiful gardens in San Diego's most subtropical gardening location.

**Online Ticket Sales Only**  
**SDHORT.org**




## What's Happening? for MARCH 2017

The SDHS is happy to publicize items of horticultural interest. See other side for resources & ongoing events.  
Send calendar listings by the 10th of the month before the event to Barbara Patterson at [calendar@sdhort.org](mailto:calendar@sdhort.org).

### ▼ SDHS Sponsor

## DISCOVER EVERGREEN NURSERY



Landscaping? Re-landscaping?  
Just Sprucing Up Your Yard?

### WHY PAY MORE?

**BUY DIRECT FROM THE GROWER AND SAVE!**

### ONE STOP SHOPPING

Incredible selection. Over 500 varieties on 400 acres.  
From small color packs to huge specimen trees.

### DRIVE THRU SHOPPING

Use your car as a shopping cart!!!



### UNBEATABLE VALUE

The discount houses and depots can't compete  
with our grower direct prices.

### Come on out and see for yourself!

- 1 gallon plants starting at \$3.50
- 5 gallon plants starting at \$10.00
- 15 gallon plants starting at \$39.00

**PROMPT DELIVERY AVAILABLE**

### Hours - call to confirm

ALL LOCATIONS:

Monday – Saturday, 7:30 a.m. to 5:00 p.m.

Sunday 9:00 a.m. to 5:00 p.m.

## Free Monthly Seminar

Starting at 10am at three locations: Carmel Valley, Oceanside and  
El Cajon

### March 4, Choosing and Caring for Fruit Trees

How to choose, plant and grow apples, apricots,  
figs, nectarines, pears, peaches, pomegranates,  
persimmons and plums.

Each FREE seminar is approximately 1 hour long. Come to  
the location nearest you! Refreshments will be provided. Seminar  
attendees receive a coupon for an instant discount for any  
purchases made the day of the seminar!

To view our entire seminar schedule and check  
our hours of operation, visit us at

**[www.evergreennursery.com](http://www.evergreennursery.com)**

Send questions and comments to:  
[info@evergreennursery.com](mailto:info@evergreennursery.com)

### Three Convenient Locations:

#### CARMEL VALLEY

13650 Valley Rd.  
(858) 481-0622

#### OCEANSIDE

3231 Oceanside Blvd.  
(760) 754-0340

#### EL CAJON

9708 Flinn Springs Rd., (619) 443-0873

## Events at Public Gardens

❖ **Alta Vista Gardens** Contact info on other side  
TBA – check their website calendar.

❖ **San Diego Botanic Garden** Contact info on other side  
**Mar. 18 & 19, 9am-5pm, Spring Planting Jubilee and  
Tomato Sale:** A wide variety of herbs, spring plants,  
bromeliads, garden art and implements. Coastal Roots  
Farm will be offering a wide variety of locally sourced and  
grown summer garden veggies. Sale will feature a wide  
variety of tomatoes, vegetables, seeds, cut flowers and  
annuals. Garden experts on hand to answer questions.  
Food, musical entertainment and educational workshops  
throughout both days. One stop shopping for all your spring  
gardening needs! Free with paid admission or membership.  
**Last Saturday of month, 10:30am, Waterwise Tour:**  
There are so many alternatives to using large amounts of  
water in the garden. Come see our gardens and take home  
lots of tips for conserving water in your own garden.

### ❖ The Water Conservation Garden

Contact info on other side.

**Mar. 11 and 12, 9am-3pm, Tomatomania:** California's  
largest tomato seedling sale is back! Hundreds of heirloom  
and hybrid tomato varieties, expert growing advice and  
accessories to grow tomatoes. Special workshops teach  
you how to grow great-tasting tomatoes. Admission is free.  
**Mar. 25, 9am-3pm, Second Annual Water-Wise Home  
Garden Tour:** A self-guided tour of 5 beautiful, low-water  
use East County gardens. Cuttings from many of the  
gardens will be on sale along with birdhouses, pots and  
garden jewelry by local artisans. Homeowners will be on  
site to talk with tour attendees, and Clayton Tschudy, the  
Garden's Director of Horticulture, will be available to talk  
about how easy redesigning your landscape for low water  
use can be. Early registration is \$20; day of the event  
registration is \$25. Attendance is limited. Check-in for the  
tour is at The Garden, and will be open on March 24 from  
9am-4pm and March 25 from 9am-12noon. More  
information on the website.

## Events Hosted by SDHS Sponsors

Please thank them for supporting SDHS!

### ◆ Barrels & Branches Classes & Workshops

Info: [www.barrelsandbranches.com](http://www.barrelsandbranches.com). See ad on page 17.

### ◆ Evergreen Nursery: FREE Seminar Details in left column

### ◆ Sunshine Care - FREE Seminar Each Month

**Mar. 18, 10:30am-noon:** Spring Veggies! RSVP: (858) 472-  
6059 or [roy@sunshinecare.com](mailto:roy@sunshinecare.com). [www.sunshinecare.com](http://www.sunshinecare.com).  
See ad page 13.

### ◆ Walter Andersen Nursery FREE Saturday Classes

Details at [www.walterandersen.com](http://www.walterandersen.com); address in ad on page 16.

#### Point Loma, 9am

Mar. 4 To Be Determined  
Mar. 11 To Be Determined  
Mar. 18 To Be Determined  
Mar. 25 To Be Determined

#### Poway, 9:30am

Special Workshop  
Australian Beauties  
Winery Grapes & Winemaking  
Spring Veggie Prep & Planting

## Next SDHS Meeting

March 13:

### Preserving Rose Genetics

See page 1 & website for details

**More garden-related events  
on other side.**



## Other Garden-Related Events: Check with hosts to confirm dates & details

**Mar. 4, 10am, Vista Garden Club:** A tour of a private garden filled with delights. Carpool from the Senior Center at 9am. Contact Carol Zukowski 760-639-5395. The herb of the year and its many uses will be presented. The program, a design presentation, will follow the noon fingertip lunch. Guests welcome. McClellan Senior Center, 1400 Vale Terrace Ct., Vista. Info: [www.vistagardenclub.org](http://www.vistagardenclub.org)

**Various Times and Dates, Solana Center for Environmental Innovation** Workshops on Bokashi, Backyard Composting, Vermicomposting and Master Composter Courses offered throughout the county. See website: [www.solanacenter.org](http://www.solanacenter.org)

**Mar. 8, 9:00am, Poway Valley Garden Club:** David Kimball, President of San Diego Audubon Society, will speak about creating backyard habitats for birds and pollinators. Learn how to help protect these garden visitors. Templar's Hall, Old Poway Park, 14134 Midland Rd., Poway. More Info: [www.powayvalleygardenclub.org](http://www.powayvalleygardenclub.org)

**Mar. 8, 10am, Point Loma Garden Club:** Getting Your Garden to Grow: the lowdown on Soil, Mulches and Amendments. Portuguese Hall, 2818 Avenida de Portugal, San Diego 92106. Info: [www.plgc.org](http://www.plgc.org)

**Mar. 11, 1pm-4pm, San Diego Cactus & Succulent Society:** Room 101, Casa del Prado, Balboa Park. More info: <http://sdcss.net>

**Mar. 12, 1pm-3pm, Southern California Plumeria Society:** An all-star panel of experts join in a lively discussion about The Top 10 Best Plumerias. Farb Middle School, 4880 La Cuenta Dr., San Diego.

**Mar. 16, Bernardo Gardeners Club:** Mike Atkinson, expert on Plumerias and other water-wise plants, will explain their undemanding nature and how they can enhance a garden. Rancho Bernardo Swim & Tennis Club, Castille Room, 16955 Bernardo Oaks Dr. See website for parking instructions: [www.bernardogardeners.org](http://www.bernardogardeners.org)

**Mar. 21, 6:30pm, California Native Plant Society San Diego Chapter:** Room 101 or 104, Casa del Prado, Balboa Park, Info: [www.cnpsd.org](http://www.cnpsd.org)

**Mar. 24, 3-7pm, Mar. 25, 9am-6pm, Mar. 26, 10am-4pm San Diego County Orchid Society:** Spring Show and Orchid Sale at the Scottish Rite Center, 1895 Camino del Rio South, San Diego. Members and non-members welcome to submit orchids for judging. See website. Admission \$10 daily; \$12 for weekend pass. Free parking.

**Mar. 24, 1pm-4pm, Good Earth Plant Company:** Spring Open House and Plant Sale. Great deals on plants and amazing pots and planters. 7922 Armour St., San Diego. RSVP or more info: [erin@goodearthplants.com](mailto:erin@goodearthplants.com)

**Mar. 24, 10am, Dos Valles Garden Club:** Program on Preparation for Our Standard Flower Show, "Nurturing Natives, Friends and Families". St. Stephen Community Hall, 28933 Cole Grade Rd., Valley Center. [www.dosvallesgardenclub.org](http://www.dosvallesgardenclub.org)

**Mar. 22, 7pm, California Rare Fruit Growers San Diego Chapter:** Room 101, Casa del Prado, Balboa Park. Pat Nolan, Plant Pathologist for San Diego County Department of Agriculture, Weights and Measures, will discuss preparation for and prevention of, huanglongbing, the worst disease of citrus in the world. More info: [www.crfgsandiego.org](http://www.crfgsandiego.org)

**Do you belong to a club or organization whose events aren't listed above?**

For a FREE listing (space permitting) send details by the 10<sup>th</sup> of the month BEFORE the event to Barb Patterson at [calendar@s hort.org](mailto:calendar@s hort.org).

**For an extensive list of garden club meetings and events, visit**  
**[www.sdfloal.org/calendar.htm](http://www.sdfloal.org/calendar.htm)**

## Resources & Ongoing Events:

**ALTA VISTA BOTANIC GARDENS:** Open Monday-Friday 7:00-5:00; 10:00-5:00 on weekends. Fee: members/free; non-members/\$5. 1270 Vale Terrace Drive, Vista. Info: [www.avgardens.org](http://www.avgardens.org) or (760) 945-3954.

**SAN DIEGO BOTANIC GARDEN:** (formerly QUAIL BOTANICAL GARDENS): Open daily 9-5 (closed Thanksgiving, Christmas, New Year's Day); 230 Quail Gardens Dr., Encinitas. Fee: \$14/adults, \$10/seniors, \$8/kids 3-12; parking \$2. Free to members and on the first Tuesday of every month. (760) 436-3036; [www.SDBGarden.org](http://www.SDBGarden.org).

**THE WATER CONSERVATION GARDEN:** Open 9-4 daily, FREE. Docent-led tours every Saturday at 10:00am. 12122 Cuyamaca College Drive West, El Cajon, (619) 660-0614 or [www.thegarden.org](http://www.thegarden.org).

**MISSION TRAILS REGIONAL PARK:** Guided hikes Wed., Sat. & Sun. Visitor Center open 9-5, off Mission Gorge Rd., San Carlos, (858) 668-3275.

**MASTER GARDENER HOTLINE:** Gardening questions answered by trained volunteers Mon.-Fri., 9-3, (858) 822-6910, [www.mastergardenerssandiego.org](http://www.mastergardenerssandiego.org).

**SAN ELIJO LAGOON CONSERVANCY:** Free 90-minute public nature walk 2nd Saturday of each month start at 9:00 am. Call (760) 436-3944 for details.

**DESERT WILDFLOWER HOTLINE:** Anza-Borrego Desert State Park: (760) 767-4684. Info., events, road conditions, etc.: (760) 767-5311 or [www.desertusa.com/wildflo/wildupdates.html](http://www.desertusa.com/wildflo/wildupdates.html).

**WILDFLOWER HOTLINE:** March to May call the Theodore Payne Foundation hotline: (818) 768-3533 for info. on blooms in Southern California and elsewhere; visit [www.theodorepayne.org](http://www.theodorepayne.org).

### BALBOA PARK:

**Offshoot Tours:** FREE 1-hr walking tour in Balboa Park every Sat., 10am. Meet at Visitors Center; canceled if rain or less than 4 people. (619) 235-1122.

**Botanical Building** is one of the world's largest lath structures, with 1200+ plants and lavish seasonal displays. FREE. Open Friday-Wednesday, 10am to 4pm.

**Botanical Library:** Room 105, Casa del Prado, Mon.-Fri. and first Sat., 10am-3pm, FREE. Info: (619) 232-5762.

**Japanese Friendship Garden:** Tuesday to Sunday, 10am-4pm. Fees: Free 3<sup>rd</sup> Tuesday; \$5/family; \$2/adult, \$1/seniors/students; (619) 232-2721, [www.niwa.org](http://www.niwa.org).

**Canyoneer Walks:** FREE guided nature walks Saturday & Sunday. (619) 232-3821 X203 or [www.sdnhm.org](http://www.sdnhm.org)

**Balboa Park Ranger Tours:** FREE guided tours of architecture/horticulture, Tuesdays & Sundays, 1pm, from Visitors Center. Info: (619) 235-1122.

**San Diego Natural History Museum:** Exhibits, classes, lectures, etc. (619) 232-3821; [www.sdnhm.org](http://www.sdnhm.org).

**S.D. Zoo:** Garden day 3rd Friday of every month from 10am. Pick up schedule at entry. Info: (619) 231-1515, ext 4306; [www.sandiegozoo.org](http://www.sandiegozoo.org).

### Garden Radio Show:

**Garden America Radio Show (local).** Saturday 8-10am on KPRZ 1210AM radio. Hosts Bryan Main, John Bagnasco and Tiger Palafox. Call-in questions to toll-free number (855) 424-9825. Each show also features an industry "expert". Podcast and live stream are available through "Biz Talk Radio". Archived shows are posted on the "Biz Talk Radio" website: [www.biztalkradio.com](http://www.biztalkradio.com).

### San Diego County Farmers Markets

[www.sdfarmbureau.org/BuyLocal/Farmers-Markets.php](http://www.sdfarmbureau.org/BuyLocal/Farmers-Markets.php)