

Let's Talk Plants!

Newsletter of the San Diego Horticultural Society

January 2017, Number 268

Down Under Wonders: Plants from Australia

Page 2

Page 5
Winter Fruit Tree Care

Page 6
Custom Wildflower Seed Mixes

Page 7
Spring Garden Tour

Page 14
Controlling Tree Height

2017 Spring Garden Tour

Saturday, April 8th

Join us to visit over a dozen beautiful gardens in San Diego's most subtropical gardening location.

Online Ticket Sales Only
SDHORT.org



SDHS SPONSOR

GREEN THUMB SUPER GARDEN CENTERS

1019 W. San Marcos Blvd. • 760-744-3822

(Off the 78 Frwy. near Via Vera Cruz)

- CALIFORNIA NURSERY PROFESSIONALS ON STAFF
- HOME OF THE NURSERY EXPERTS • GROWER DIRECT



www.supergarden.com

Now on Facebook

WITH THIS
VALUABLE

Coupon


\$10⁰⁰
OFF

**Any Purchase of
\$60⁰⁰ or More!**

- Must present printed coupon to cashier at time of purchase
- Not valid with any sale items or with other coupons or offers
- Offer does not include Sod, Gift Certificates, or Department 56
- Not valid with previous purchases • Limit 1 coupon per household
- Coupon expires 1/31/2017 at 6 p.m.

sdhs





Cuyamaca College

Ornamental Horticulture

Spring 2017 Class Schedule

<u>Course Name</u>	<u>Instructor</u>	<u>Day</u>	<u>Time</u>
Xeriscape - Water Conservation	Rottke	Thur	7:10 to 9:00 pm
Edibles in Urban Landscapes	Kotnik	Wed	5:00 to 8:05 pm
8 week course - April 5 to May 24			
Floral Design 1	Citrowske	Tue	4:00 to 8:50 pm
Special Occasion Floral Design	Citrowske	Mon	4:00 to 9:05 pm
Fundamentals of Ornamental Horticulture	Faulstich	Wed	10:00 am to 2:50 pm
Fundamentals of Ornamental Horticulture	Faulstich	Mon	5:00 to 7:05 pm
Select Saturday labs 2/4 - 2/25 - 3/11 - 3/25 - 4/15 - 5/6 - 5/20		Sat	8:00 am to 3:45 pm
Plant Propagation	Palafox	Thur	10:00 am to 2:50 pm
Plant Materials: Trees and Shrubs	Whitney	Thur	4:00 to 6:50 pm
Landscape Drafting	Holladay	Tue	4:00 to 8:05 pm
8 week course - January 20 to March 25			
Beginning Landscape Design	Holladay	Thur	12:00 to 4:50 pm
Plant Materials: Annuals & Perennials	Rottke	Wed	4:00 to 6:50 pm
Intro to CAD Landscape Design	Sumek	Fri	12:00 to 2:50 pm
Additional 2 hours per week online			
Concrete and Masonry	Ratinsky	Thur	5:00 to 7:05 pm
Select Saturday labs 2/11 - 3/4 - 3/18 - 4/8 - 4/22 - 5/13 - 5/27		Sat	8:00 am to 3:45 pm
Principles of Landscape Irrigation	Groot	Wed	5:00 to 8:50 pm
Arboriculture	Rottke	Tue	10:00 am to 2:50 pm
Cooperative Work Experience	Palafox	Hours to be arranged	

Ornamental Horticulture website: www.cuyamaca.edu/ohweb

**To register: <http://www.cuyamaca.edu/future-students/default.aspx>
cuyamaca.admissions@gcccd.edu 619-660-4275**

CUYAMACA COLLEGE - ORNAMENTAL HORTICULTURE

2016 O.H. scholarship recipients - \$20,000 total awarded



Ornamental Horticulture Department Orientation

All are welcome, including new and continuing students.

Wednesday, January 25 - 6:00 to 8:00 p.m.

Cuyamaca College - Room M-105

900 Rancho San Diego Parkway - El Cajon 92019

Register now for the spring semester!

Classes begin Monday, January 30

To register: <http://www.cuyamaca.edu/future-students/default.aspx>
cuyamaca.admissions@gcccd.edu 619-660-4275

- ◆ **Arboriculture**
Learn the aspects of proper tree maintenance and tree trimming.
- ◆ **Beginning Landscape Design**
Introduction of the principles of landscape design.
- ◆ **Fundamentals of Ornamental Horticulture**
Details the basics of plant growth, landscape maintenance, propagation, irrigation, pruning and much more.
- ◆ **Principles of Landscape Irrigation**
Give yourself the knowledge of irrigation hydraulics and design and be prepared to manage water more efficiently in landscapes.
- ◆ **Landscape Construction: Irrigation and Carpentry**
Hands-on activities for learning irrigation construction and repair.
- ◆ **More great classes available, see the other side for full schedule.**

Visit the Ornamental Horticulture website
www.cuyamaca.edu/ohweb

Winter and Spring, 2017 Schedule of Courses

Landscape and Nursery Technology

Southwestern College

Winter Intersession begins Tuesday January 3, 2017

Spring Classes begin Monday January 30, 2017



Landscape & Nursery Technology Courses

WINTER INTERSESSION: JAN 3 – JAN 26

LNT 70	Principles of Pruning Fruit Trees and Vines	1 unit	Rottke
	Lecture: Thursdays	5:00pm – 8:30pm	Room 1802
	Lab: Saturdays	2:00pm – 5:30pm	Room 1802

SPRING SEMESTER: JAN 30 – MAY 26

LNT 100	Plant and Horticultural Science	4 units	Valen
	Lecture: Tuesdays	8:25am–11:35am	Room 1802
	Lab: Tuesdays	11:45am–2:55pm	Room 1802
LNT 118	Plant Identification for Floral Design	1 unit	Del Sol
	Mondays	5:45pm – 8:00pm	Room 1801
	(Class meets Jan 30 – Mar 20)		
LNT 119	Plant Identification: Xeriphytic Plants	3 units	Valen
	Alternating Saturdays	8:25am – 4:30pm	Room 1802
	(2/4, 2/25, 3/11, 3/25, 4/22, 5/6 and 5/20)		
LNT 122	Landscape Design II	4 units	Landis
	Tuesdays and Thursdays	5:30 – 9:55pm	Room 501
LNT 132	Turf Management	3 units	Valen
	Lecture: Wednesdays	6:45 – 8:50pm	Room 1802
	Lab: Alternating Saturdays	8:25am – 3:30pm	Room 1802
	(2/11, 3/4, 3/18, 4/8, 4/15, 4/29 and 5/13)		
LNT 136	Plant Pest and Disease Control	3 units	Valen
	Thursdays	6:45 – 9:55pm	Room 1802
LNT 146	Plant Propagation	1.5 units	Diaz
	Lecture: Wednesdays	5:30 – 7:30pm	Room 1801
	Lab: Saturdays	8:25 – 12:30pm	Room 1801
	(Class meets April 3 – May 26)		
LNT 147	Wedding Design and Event Planning	2 units	Del Sol
	Lecture: Tuesdays	5:45pm – 6:35pm	Room 1801
	Lab: Tuesdays	6:45pm – 9:55pm	Room 1801

Call (619) 421–6700 ext. 5371 for more information
or to enroll, visit the college website at www.swccd.edu
Visit the LNT website at www.lntswc.com

Plant Identification:

Xeriphytic Plants



Dates: 2/4, 2/25, 3/11, 3/25, 4/22, 5/6, 5/20

Times: 8:25 am—4:30 pm
Various Saturdays

Room : 1802
Units: 3

LNT 119 50 #78755
Tuition Charged, College Credit

If you would like to be an expert on drought tolerant plant names and have the benefit of knowing what plant fits in the right place, then this class is perfect for you. All plant professionals should have a solid knowledge of plants that can grow with little water and yet still be striking and beautiful specimens in the landscape. You'll learn over 100 plants that grow well in the San Diego climate. Sign up now!



Southwestern Community College

Some of the Topics you will Learn:

- Scientific and Common Names.
- Height, Width, and Shape, and Leaf, Flower, and Fruit characteristics.
- Best features of each plant including fragrance, edible fruits, showy flowers, attractive bark, and more.
- Proper planting locations including soil preferences, sun or shade, and best aspect locations.
- Common maintenance requirements including pruning, feeding, and watering needs.
- Typical pest problems such as insect and disease infestations.

Landscape and Nursery Technology
900 Otay Lakes Road
Chula Vista, California 91910
Phone: 619-421-6700 ext 5371
Email: mvalen@swccd.edu
www.lntswc.com
(register online at www.swccd.edu)



“Real Estate That’s Down to Earth”

Your San Diego County Residential Expert



Patty Berg

Knowledge - Experience - Integrity
Castle Capital Corp. BRE 00762745
760.815.0625 PattyJBerg@gmail.com



**For more on groundcovers,
like this teucrium,
see page 15.**

Guérin Nicolas, CC BY-SA 3.0

SDHS SPONSOR



Free Videos On Demand

Learn Online How to Create a WaterSmart Landscape!

- 17 short lessons for homeowners on landscaping essentials:
 - Build healthy soil
 - Shape outdoor spaces
 - Create curb appeal
 - Irrigate like a pro
- Available 24/7 – whenever and wherever you are!
- Downloadable materials & other resources



Step 1
IDENTIFY YOUR
LANDSCAPE TARGET



Step 2
CREATE A PLOT PLAN



Step 3
EVALUATE YOUR SITE



Step 4
DESIGN YOUR WATER-
SMART LANDSCAPE



Step 5
IMPLEMENT YOUR PLAN



Step 6
CARE FOR YOUR WATER-
SMART LANDSCAPE



Visit WaterSmartSD.org



San Diego County Water Authority

**JOIN US IN JANUARY TO LEARN ABOUT THESE
AND OTHER AUSTRALIAN PLANTS SEE PAGE 2**



SAN DIEGO HORTICULTURAL SOCIETY

Established September 1994

OUR MISSION is to inspire and educate the people of San Diego County to grow and enjoy plants, and to create beautiful, environmentally responsible gardens and landscapes.

BOARD MEMBERS

Cindy Benoit – Membership Chair
Patty Berg – Volunteer Coordinator
Jeff Biletznikoff – Vendor Coordinator
Jim Bishop – President
B.J. Boland – Corresponding Secretary
Ray Brooks – Treasurer
Marilyn Guidroz - Secretary
Mary James – Program Committee Chair
Anne Murphy – Workshop Coordinator
Lisa Robinson - Member at Large
Ari Tenenbaum - Member at Large
Susan Starr – Newsletter Editor
Roy Wilburn – Outreach Coordinator

Let's Talk Plants!, the SDHS newsletter, is published the fourth Monday of every month.

Managing Editor: Susan Starr; newsletter@sdhort.org

Copy Editor: Lisa Marun; lisamarun@gmail.com

Advertising: Bob Clark; advertising@sdhort.org

Calendar: Send details by the 10th of the month before the event to Barbara Patterson at calendar@sdhort.org

Copyright ©2017 San Diego Horticultural Society, Encinitas, CA.
All rights reserved. Not to be reproduced by any means for any purpose without prior written permission.

BECOME A SPONSOR!

Do you own a garden-related business?

SDHS sponsorships have high recognition and valuable benefits, including a link to your website, discounts on memberships for your employees, and free admission to SDHS events. This is a wonderful way to show your support for the SDHS. Sponsors help pay for our monthly meetings, annual college scholarships, and other important programs. Sponsorships start at just \$100/year; contact Jim Bishop at sponsor@sdhort.org. Sponsors are listed on page 11; look for "SDHS Sponsor" above their ads. We thank them for their support.

IN THIS ISSUE...

- 2 Meetings & Events
- 3 From the Board
- 3 A New Year and a New Editor
- 4 The Real Dirt On...
- 4 Book Review
- 5 Love Your Yard and Eat It, Too!
- 6 Going Wild With Natives
- 7 Spring Garden Tour
- 7 To Learn More...
- 8 Volunteer Spotlight
- 9 Horticulture Society Tour at the Safari Park
- 10 My Life with Plants
- 11 Welcome New Members!
- 11 Discounts for Members
- 11 What's Up At San Diego Botanic Garden?
- 13 January Featured Garden
- 14 Trees, Please
- 15 Sharing Secrets
- 17 Meet our new Treasurer
- 18 November 2016 Plant Display PART 2
- 18 Volunteers Needed
- 20 Pacific Horticulture Tours

INSERTS:

Cuyamaca Spring Classes

Southwestern Spring Classes

Calendar/Resources/Ongoing Events



COVER IMAGE: This lovely grevillea is just one of the many beautiful plants found at the Australian Native Plant Nursery. Join us on January 9 to learn more about Australian Natives from nursery owner, Jo O'Connell.

www.sdhort.org

NEXT MEETING: JANUARY 9, 2017, 6:00 – 8:30 PM

SPEAKER:

Jo O'Connell on Australian Native Plants

Meeting is open and everyone is welcome.

Admission: Members/free, Non-Members/\$15.

Congregation Beth Israel,

9001 Towne Centre Drive, San Diego 92122

(across the street from the Westfield UTC mall).

Parking is free – *validate your parking ticket at check-in desk.*



On Monday, January 9, we start off the new year by welcoming nursery founder Jo O'Connell. Jo is the owner of Australia Native Plants Nursery, located in Ojai Valley. Australian plants are often a good match for San Diego gardens, and Jo will share her top choices for Australian plants that thrive in our environment. Drawing on over 30-years of experience in horticulture of the arid and Mediterranean areas of Australia, Jo will share cultural tips for getting the best results with plants from "down under." Jo plans to bring dozens of plant specimens to help illustrate her talk; many will be for sale at the meeting.

Australian Native Plants, established in the early 1990's by Jo with the help of her husband Byron Cox, is a wholesale specialty grower nursery that serves other nurseries and cut flower growers in California. From the beginning, their vision was to provide plants that are hardy, drought tolerant, cut flower producing, and bird attracting. They aim to offer plants from the many diverse plant communities in Australia. By importing seed and making annual visits to Australia to resource new plant material, they are able to propagate quality plants from the wide range of Australian plant communities.

Jo will be selling plants and a selection of books about Australian plants before and after the meeting. More background on Australian plants can be found on To Learn More on page 7 as well as My Life With Plants on page 10 and at australianplants.com. 🌿

MEMBERSHIP INFORMATION

Renewal information is at www.sdhort.org.

For questions contact membership@sdhort.org or call Cindy Benoit at 760-473-4244.

MEETING SCHEDULE

6:00 – 6:45 Vendor sales, plant display

6:45 – 8:30 Announcements, door prizes, speaker

MEETINGS & EVENTS

JANUARY WORKSHOP

TBA – Propagation with Anne Murphy

JANUARY 21

Succulent Garden Party (Featured Garden)

FEBRUARY WORKSHOP

TBA – Everything about tomatoes with Farmer Roy

MARCH WORKSHOP

TBA – Earth Friendly Gardens with Dawn Standke

FEBRUARY 13

Panayoti Kelaidis, on Looking for Succulents in all the Wrong Places

MARCH 13

John Bagnasco on Save the Roses! ...Preserving the Genetics of Our National Flower for Future Generations

MARCH 25

New Member Orientation

APRIL 3

Scott Kleinrock on The New California Garden

APRIL 8

SDHS Garden Tour – Save the Date – see page 7

MAY 8

Karen Chapman on Foliage First

WORKSHOPS ARE BACK!

New Workshops have been scheduled for 2017

Our ever-popular workshop series is back by popular demand. Your workshop committee has been hard at work coming up with topics and speakers to help you improve your horticultural skills. Three workshops have been announced (see above), with more to come.

Do you have an idea for a workshop? The committee would love to hear from you. Please contact SDHS Workshop Coordinator, Anne Murphy, at anne.murphy.gardening@gmail.com with your suggestions for topics or presenters.

As always, advanced registration for workshops is required. Watch your email for the announcement that the date is set and registration is open, as they are sure to fill up quickly. Workshops are usually free and attendance is limited to SDHS members.

🌿



FROM THE BOARD

By Jim Bishop

Changes on the Board

We've had a few mid-year changes on the board. Susan Starr, who was Garden Tour Chair in 2015 and 2016, rejoins the board as Newsletter Editor. She replaces Susi Torre-Bueno, who has edited the newsletter for the past 20 years! Yes, you read that right, 20 years. We all owe Susi a great debt of gratitude for her hard work and tenacity in pulling together one of the best newsletters promoting San Diego horticulture each month.

Ray Brooks, who joined the board last year as member-at-large, is our new treasurer. Ray is a skilled woodworker and has donated the handmade wooden bowls that we give away as a door prize at our monthly meetings. Ray replaces Sam Seat, who has done a great job watching our expenditures and revenue and helped keep us operating in the black.

Anne Murphy is the new workshop coordinator. Anne just joined the board last August and has already been a big help on a number of projects including liquidating our library. Look for some exciting members-only workshops next year. Anne replaces Bruce Cobbledick.

Join me in a big round of applause for Susi, Sam, and Bruce, as well as a warm welcome to Susan, Ray, and Anne.

New President?

Speaking of changes on the board and a new year, maybe you'd like to become our next president? This is my sixth and final year as SDHS president. I've greatly enjoyed serving and will continue to be involved in the organization. During my term, we have worked tirelessly to improve the membership and volunteer experience. We've implemented many changes to help make managing the organization easier, added activities and involved many local people. I've met some wonderful and talented people and am very proud to have served on the board.

With more than 1,100 members, there must be several people eagerly awaiting the chance to serve as our next president. So, now is the time to announce your desire to lead this dynamic organization. Or maybe you have someone in mind that just needs a little nudge and reassurance that they can do it. It is a wonderful opportunity to play a major role in the San Diego horticultural community. The most important qualifications are a passion for our mission and a desire to work with like-minded people eager to move our organization forward. You do not need to be a plant expert, although some knowledge doesn't hurt. Please contact me ASAP with your intention to serve or questions at sdhspresident@gmail.com.



A NEW YEAR AND A NEW EDITOR

In last month's issue of *Let's Talk Plants*, Susi Torre-Bueno detailed her twenty years of devotion to the SDHS newsletter. Thanks to her capable and talented direction, we have an amazing newsletter with ten monthly columns written

by twenty-two members, along with a dedicated group of volunteers who help to bring the newsletter together each month. Not to mention the advertisements from our wonderful sponsors which allow us to bring the newsletter to you all.

I am excited, and a bit awed, to be taking over Susi's position. I served for six years as the Editor of the Journal of the Medical Library Association, a scholarly journal of peer-reviewed articles. I am sure that experience will be helpful in this position, as well as my experience editing a number of club newsletters. Nevertheless, Susi, with her energy, drive, and creativity, is indeed a difficult act to follow. Fortunately, I know I have a great deal of support from our contributors and other volunteers. My own background is as a science librarian. I worked at UCSD in the science libraries; when I retired, in 2007, I was the administrator for the three science libraries and also Director of the Biomedical Library. Gardening is a more recent passion for me. Once I retired, I realized I finally had time to pursue what had always been something of an occasional hobby. Now I am a Docent at the San Diego Botanic Garden, a Master Gardener, former chair of the Spring Garden Tour, and, with this issue, I become your Editor.

The newsletter is ours, not mine, so I hope to hear from many of you in the coming months. Are there changes you'd like to see? New columns you think we should add? Ways we could improve? If you have suggestions, please email me at newsletter@sdhort.org. 🌿

Day at the San Diego Zoo Safari Park

I hope you were able to join us last month at the special event at the San Diego Zoo Safari Park honoring the 100th anniversary of the zoo. As you know, the many horticulturists of the zoo were named as our 2016 Horticulturists of the Year honoree. It was a great day with private tours led by park horticulturists and also lots of volunteers on hand to answer questions. The weather was great, all the gardens looked wonderful (of course), and I think we may have even seen a few animals. The park staff did an excellent job planning and organizing the event and making us all feel very welcome. Thanks so much for hosting us. 🌿

THE REAL DIRT ON...

Betty Young

By Susan Krzywicki

Betty Young is a major figure in California native plant restoration nursery management. She's "written the book" on how to start a nursery and has been a major advocate for propagation changes to stop the spread of *Phytophthora*, the root rot that has been causing surprise plant death in nursery-bought plants.



Betty is the go-to person on how to start a nursery.

Program Director of Nurseries

Betty was long-term Director of Native Plant Nurseries (1997-2014) at Golden Gate National Parks Conservancy. She ran six nurseries that grew 175,000 plants each year representing 411 species native to the parks.

Each year, Betty taught classes in integrated pest management, pest control, disease management, soils, plant nutrition, and nursery planning and management. She also directed community stewardship programs for over 5000 volunteers and 1000 students annually.

How do You Start a Nursery?

Betty is the go-to person on how to start a nursery. In 2012, she wrote "The Science and Art of Growing Plants for Habitat Restoration." Drawing from her years of experience at GGNPC, this is the authoritative manual for both those looking to enter the field and those looking to improve their existing operation. It is available directly from Betty, at no cost, by getting in touch with her at byoung.cnps@gmail.com.

The Dreaded *Phytophthora*

In the process of working with plant nurseries, wholesale growers, retail establishments, and restoration operations, Betty has been documenting the rapid increase of crown and root rot, soil-borne diseases created by fungus-like *Phytophthora*. Pots sitting on the ground in a wholesale or retail nursery can transmit the deadly disease. If you have ever brought plants home just to install them in the garden and seen them rapidly and mysteriously wilt and die, you may have experienced the results of a *Phytophthora*. We will do a follow-up article on Betty's findings and suggestions for how to combat this problem.

BOOK REVIEW

Creating and Planting Garden Troughs


By Joyce Fingerhut and Rex Murfitt

Reviewed by Caroline McCullagh

This month, we'll be going down memory lane and revisiting a book that we reviewed many years ago which is sure to inspire the creative do-it-yourselfer in you.

Creating and Planting Garden Troughs

This is a book with a wide potential readership including those who would like to try making a lightweight concrete garden planter; those who like planting in pots, those interested in alpine plants, and those who just like a good read. I took on reading the book as an assignment and was drawn into it within the first five pages. My husband had the same experience. The book, published in 1999, received the American Horticultural Society Book Award in 2000 and it's easy to see why.



The main goal of the authors is to teach the reader how to make and plant a tufa trough. Tufa is a lightweight concrete material using peat and perlite in place of sand and gravel as the aggregate when mixing concrete. This can then be used to make relatively lightweight planters which look like they are carved from stone and which can be worked and/or colored for many different effects. These planters can be made in any size or shape your imagination will allow. You can also make garden ornaments, stepping stones, decorative rocks and "concrete mulch" for finishing plantings. The many color and black and white photographs and drawings show how beautiful these can be in the garden.

The authors have a very clear and readable writing style as well as a dry sense of humor. They readily share the mistakes they have made in learning how to make troughs. It's hard to imagine that anyone making a trough could run into a situation they haven't covered. The process is relatively simple and materials are readily available.

The book also includes a resource list for those who want to further explore the world of garden troughs. The authors describe and show more than 300 plants that will grow well in the troughs and they have a section on planting plans for troughs. 🌿

Continued on page 17

LOVE YOUR YARD AND EAT IT, Too!

Winter Fruit Tree Care, Part I: Why to Prune Fruit Trees

By Ari Tenenbaum

Always on the landscaping To Do list for January and February are planting new trees and pruning existing ones. Next to mulching, regular and proper pruning is one of the best ways to ensure you have productive, healthy, and beautiful fruit trees. Nearly all trees benefit from some pruning, but it is especially important for deciduous trees that are dormant during winter. Pruning of deciduous trees generally takes place between January and March when buds have not yet broken their dormancy. Before you get started cutting away at your trees, it's important to understand exactly what you are doing and why you are doing it.

Four main reasons we prune:

1. *Structural Strength:* Proper pruning creates branches that are better suited to support the weight of fruit. Without pruning, heavy fruit crops can cause limbs to break, possibly leading to significant tree damage. Narrow crotch angles at branch connections or branches with included bark, or "ingrown" bark that develops where multiple stems grow closely together (see image), are susceptible to breakage, so winter is a good time to remove these branches before they become a significant problem. As a rule of thumb, you should try to eliminate any branch connections that have less than a 30° angle. This can be done by removing these branches entirely or by training them to increase the crotch angle.

2. *Tree Health:* Removing dead or diseased branches helps improve the tree health. Reducing the density of branching also helps improve airflow, which reduces the incidence of pests and disease. Aphids and white fly love to hang out in very dense foliage, so having a thinner canopy discourages these pests and makes treatment easier if they do show up.

3. *Shape and Size:* Some trees may be planted close to a walkway where a branch might interfere with pedestrians. Other trees may be planted against walls or trained along trellises. Many people also wish to keep fruit trees maintained at a height that facilitates easy harvesting. Also, although dwarf or semi-dwarf fruit trees are smaller than standard types, they can still become quite large if left to their own devices. Pruning allows us to keep trees at the height and shape that we want.

4. *Production:* The last consideration when pruning is fruit production. Pruning helps increase airflow and light penetration throughout the tree, which leads to better and sweeter fruit. Different types of fruit trees prefer different pruning styles to maximize production. While apples, figs, and



Branches with included bark are susceptible to breakage, so winter is a good time to remove these branches before they become a significant problem.

persimmon perform best when grown as a central leader shape, stone fruit like plums, peaches, and nectarines are better pruned to an open vase shape. Pruning can also help encourage the development of "fruiting wood", or parts of the tree where fruit will be produced. Some trees, like apples and plums, typically develop short, stubby branchlets called spurs that produce fruit year after year, but peaches and nectarines form flowers and fruit on young, greenish branches that grew the previous season. Understanding which shape is best for the type of tree you are growing, and learning to identify where fruiting wood will be formed, is critical to maximizing your production.

In the next issue, we'll get more in depth on how to go about pruning your fruit trees using proper pruning techniques.

Do you have an edible or sustainable gardening topic that you'd like to learn more about? Send Ari an email at atenenba@revolutionlandscape.com and let him know what you'd like to read about in an upcoming "Love Your Yard and Eat it, Too!" column.

Ari Tenenbaum holds a B.S. in Plant Science from UCSC and is a landscape designer and contractor in San Diego. His company, Revolution Landscape, specializes in the design and installation of edible and eco-friendly landscapes. 🌿

GOING WILD WITH NATIVES

Wildflowers for your Garden

By Susan Krzywicki

If you have seen those pretty wildflower packets in nurseries, some of which say “native”, and have wanted to try sowing a wildflower garden from scratch, Cindy Hazuka (California Native Plant Society project coordinator) has a fantastic offering: act now to get a location-specific customized seed mix. The seeds come from the extensively, legally, and sustainably harvested CNPS-SD Seed and Bulb collection. If you are interested in custom seed collections for various regions of San Diego, or would like to share your thoughts, please get in touch with Cindy at seedsandbulbs@cnpsd.org. Send Cindy your planting address or coordinates, along with a check for \$25 to CNPS and any special needs (e.g. shade, annuals, butterflies, etc.). In return, she will send you a personalized 10-pack of seed mix.

This personalized packet comes from years of specimen identification data around the county that indicates what grew where you live before your garden even existed. Using **Calflora** search tools, she can pull a list of local annuals, perennials, grasses, trees, and/or shrubs, as well as those within your watershed area. Recently, I asked Cindy to create a personalized palette for me and here are some of the annuals she found for my home in Bonita at approximately 32° latitude and -117° longitude:

Canyon and winecup Clarkias

(*Clarkia epilobioides*, *Clarkia purpurea*)


Chinese houses (*Collinsia heterophylla*)

California poppies (*Eschscholzia californica*), of course!

Tidy tips (*Layia platyglossa*)

Lupines of various types

Baby blue eyes (*Nemophila menziesii*)



The beauty of a Bladderpod seedling.

Cindy Hazuka



Seeds!

Wayne Tyson, CNPS member, has some good tips for sowing seeds:

While some seeds can survive long enough to be there when the rains and cool weather come if planted in the early fall or even late summer, planting just after the first few rains is probably best. Most wildflower seeds need a little soil cover, so planting them in natural depressions, then tamping them with boots or other instruments should do the trick. One good way is to scatter the seed on the surface, then follow with a dibble with a number (16 per square foot or less) of short (1/2 inch is plenty, and 1/4 inch is enough for most species) dowels. The dibbled holes create “safe sites” for seeds that minimize predation, provide shade, and catch/concentrate a bit of rain. If the site is subject to sheet erosion in particular, deeper planting is sometimes warranted (seedbank replacement). The erosion rills will expose seeds that have otherwise been planted too deeply, where surface seeds may be washed downhill. Seeds should not be planted too densely, depending upon the species (size at maturity) and location considerations. Better too thin than too thick.

Susan Krzywicki is a native plant landscape designer in San Diego. She has been the first Horticulture Program Director for the California Native Plant Society, as well as chair of the San Diego Surfrider Foundation Ocean Friendly Gardens Committee and is on the Port of San Diego BCDC for the Chula Vista Bayfront. 🌿

Susan Krzywicki

SPRING GARDEN TOUR

The Gardens of the Point Loma and Sunset Cliffs

Our 2017 Spring Garden Tour showcases over a dozen beautiful private gardens in the Point Loma and Sunset Cliffs areas. So, mark your calendars and join us **Saturday, April 8th**, for this special event.

This year's tour features the amazing diversity of Point Loma which has a long gardening tradition. Juan Rodríguez Cabrillo's voyage of the uncharted west coast and subsequent landing at San Diego Bay in 1542 first put Point Loma on the map. In the intervening centuries, the point has been home to: a National Monument in Cabrillo's honor; a National Cemetery; several lighthouses; military facilities; yacht clubs; fabulous views of the Pacific Ocean and San Diego Bay; great surf, restaurants, and neighborhoods; and wonderful gardens. Point Loma has the most subtropical climate of any location on the west coast and its gardens reflect this with many palm trees and tropical plants.

One of the more notable early gardening influences on the point was Katherine Tingley, who established her

Theosophical community called Lomaland in the early 1900s. The society is long gone, and most of its ocean cliff setting is now Point Loma Nazarene University. However, her influence can still be felt. Katherine was responsible for planting many of the trees at the top of the point that form what locals currently refer to as the "Wooded Area." One of the tour gardens still has several large Italian Stone Pines that were part of the original plantings.

This year's garden tour will explore several of the neighborhoods on the peninsula with an up-close look at home gardens. We'll start with an artistic garden in Loma Portal and conclude with three unique gardens in La Playa. Along the way you'll visit one of San Diego's best palm gardens, a garden created decades ago by Sinjen (our 1998 Horticulturist of the Year honoree), top designer gardens, plant collector gardens, a fabulous potter's garden, and several homes that were designed with the gardens in mind.

Look for more information about the tour gardens online at sdhort.org and in the newsletter as we get closer to the tour date. Last year, we sold out several weeks before the tour, so to guarantee your spot, be sure to purchase your tickets when they go on sale in January. Note that there will be no day of tour ticket sales again this year. 🌿



TO LEARN MORE . . .

Australian Native Plants

By Ava Torre-Bueno

Australia seems very proud of its many poisonous plants. I quickly found two articles on this curious topic: <http://www.australiangeographic.com.au/topics/science-environment/2012/07/australias-most-poisonous-plants/> and <http://theconversation.com/little-shop-of-horrors-the-australian-plants-that-can-kill-you-50842>

For more serious research into Australian plants you can use the FloraBase at <https://florabase.dpaw.wa.gov.au/>

Fire is as serious a problem in Australia as it is here in California, and since we can grow their plants, this list of fire-retardant plants might be helpful: <https://apsvic.org.au/fire-resistant-and-retardant-plants/>

Curiously, El Niño and La Niña mean the absolute opposite to the Australians than they mean to us:

<https://www.youtube.com/watch?v=C66vuDbbek4>

https://www.youtube.com/watch?v=_UTYYrZ5K3g

To see 5,000 pictures of Australian plants, go to Project Noah at <http://www.projectnoah.org/organisms?continent=australia&category=plant>. More specifically, see the Wallum Banksia at <http://www.projectnoah.org/spottings/2104856003>; it's very extra-terrestrial. If you're not already a member of Project Noah, you could join and add your own photos of plants and animals. 🌿

VOLUNTEER SPOTLIGHT

Reminiscing with a Visionary and Volunteer

By Patty Berg

As a founding member, longest-serving president, Horticulturalist of the Year, and newsletter editor emeritus, Susi Torre-Bueno embodies the heart, soul, and spirit of SDHS.

At the first SDHS meeting in September 1994, Susi was recently retired and had just purchased two acres in Encinitas. She was hoping to learn about plants so that she could design a really good garden. Sitting next to her was Bobbi Hirschhoff, who had nearly bought the same property that Susi had just acquired. In time, the two became good friends and neighbors who frequently went nursery hopping together. Susi also recalls seeing more than one hundred different plants on display at those early meetings, and being excited to see how enthusiastic everyone was.

Susi is proud of how SDHS has evolved, especially those monthly meetings. Bringing interesting speakers to share their knowledge and experience on a wide range of topics was exactly what she envisioned for SDHS. She also cites the



annual spring garden tour and occasional out-of-town tours as notable activities.

I wondered if one of the many events over the years stands out in Susi's mind and she recalled the 1999 Garden Tour to San Francisco, the first for SDHS. Says Susi, "It was way better than I had imagined! About 50 of us went - we saw about four to five gardens each day for about four to five days. We saw well-known public and private gardens along with some hidden gems. We met designers and home owners who created magical (and very personal) landscapes." Susi found it especially gratifying because the designers were all so friendly and generous with their time.

That friendliness and generosity seems to be embedded in the group Susi helped found so long ago. Though she can't begin to count all the friends she's made over the years, she says a few of the better-known ones include Pat Welsh, Debra Lee Baldwin, Greg Rubin, Patrick Anderson, Steve Brigham, Pat Hammer, and Vince Lazaneo. "I have also been fortunate to spend some time with some of my garden heroes and plant world luminaries, like Christopher Lloyd, Dan Hinkley, Marcia Donahue, Roger Raiche, Bart O'Brien, Chuck Kline, [and] Felder Rushing," she says.

Susi spent twenty years as our newsletter editor and nine years serving as our president. These roles required a tremendous amount of time and dedication from which every one of us has benefitted.

Maybe that's why they are the roles she is most proud of. From all of us, I say, "Thank you, Susi!" 🌿

HORTICULTURE SOCIETY TOUR AT THE SAFARI PARK

By Lynn Langley

Saturday, December 3rd, at the Safari Park was a beautiful day with a cloudless blue sky, a slight nip in the air, and beautiful holiday decorations. Check-in for SDHS members and their guests was at a table in the entrance plaza, where a choice between one of two tours – the Behind-the-Scenes Horticultural Tour or the Tull Family Tiger Trail Tour - could be made. Coffee in hand from the coffee cart located conveniently near the main plaza, members meandered over to the World Gardens area of the Park, where the activities for the day and exhibits were located. Event information and the tour departure points were at the Conifer Arboretum.

The Tiger Trail Tour was not a behind-the-scenes tour, but the guides discussed the thought process used in selecting plants for exhibits. The horticulture team at the park faces many unique challenges like balancing the desire for aesthetically pleasing exhibits with regionally correct plant material is difficult. Also, practical considerations must be made to protect plants from animals and visitors alike. Plants that



Jim Bishop

are not attractive to the native deer and rabbit populations are selected and carefully placed tree branches and rocks have been used to make high-traffic areas more childproof. We learned that some trees are protected with electric wire wrapped around their trunks to keep animals from clawing at or rubbing off the bark and placing a trio of Douglas fir poles around other trees has proved to be successful in preventing animals from rubbing and striking them. Mindful of the tigers' need to claw on and play with wood, redwood logs have been placed in their enclosures. Not all plant introductions are successful, and sometimes multiple attempts must be made to add new plants. The wet wall, originally planted with ferns from the tigers' native land that were not thriving, has been replanted with *Epiphyllums* from South America. St. Augustine grass planted in some enclosures has also been replaced with less destructible groundcover.

The Behind-the-Scenes Horticultural Tour gave a fascinating glimpse into the workings of the horticultural process at Safari Park's 1800 acres, 900 acres of which are developed while the remainder is native coastal sage. The Horticulture Department's 35 members are divided into five landscape teams assigned to specific areas in the Park. The responsibilities of the landscape teams vary with the requirements of the area they are in charge of. For example, the landscape team in charge of Village 1, which includes the

Continued on page 19



Jim Bishop

Cheetah Mother and Cubs



Jim Bishop

Terry Gardner and Mary James at Checkin

SDHS SPONSOR



GREATSOIL LLC
WWW.GREATSOIL.COM

North County's Premium Supplier of
Bark • Topsoils • Mulch • Sod • Seed

641 Rock Springs Road
Escondido, CA 92025

www.greatsoil.com

VISA
MasterCard
American Express

No Added Greenwaste

Call Today! (760) 740-9191

HOME DELIVERY AVAILABLE

SAVE
WATER
APPLY
MULCH

Free Delivery on 10yds Bark or 15 yds Soil in San Marcos and Escondido

<p><u>PREMIUM BARK</u></p> <p>Mini Fir Nuggets • Shredded Fir Medium Fir Nuggets 3/8" Fir Bark Shredded Redwood/Gorilla Hair Shredded Mulch - Coarse and Fine</p>	<p><u>OTHER PRODUCTS</u></p> <p>Pumice • Perlite- #3 Decomposed Granite Black Lava Rock (small and large) Sand • Peat Moss Certified Playground Mulch Rubber Mulch</p>
<p><u>PREMIUM TOPSOILS</u></p> <p>Landscape Mix for Grass Planter Mix for Vegetable & other Gardens Container Mix for Greenhouse Plants Bio Retention Soil Palm Mix California Native Plant Mix Custom Mixes on Request</p> <p>MARATHON SOD & MARATHON SEED</p>	<p><u>SOIL AMENDMENTS</u></p> <p>Nitrolized Shavings 1:1 Soil Rejuvenation and Grass Topper Soil Conditioner 1:3 Concentrated Extra Strength Gypsum</p>

10% OFF

for the members

of SDHS



Diane Downey

SDHS members touring the Tiger Trail



MY LIFE WITH PLANTS

By Jim Bishop

This is part two of a series about a September 2016 trip to view the wildflowers and scenery of Southwestern Australia. Please note: you can learn more about Australian plants at our January 2017 meeting with native Australian Jo O'Connell, owner of Australian Native Plants Nursery in Santa Barbara County.

Strine Outback Bush Walk, Part 2: Esperance Wildflower Show

Most of the interior regions of Western Australia are easily recognizable by the orange-red soil, relatively flat terrain, and miles of amazing straight unpaved roads with dense areas of bush lining both sides of the road. There are few, if any, major rivers, but there are many low areas where water collects. Australia is one of the oldest continents and therefore soils have been heavily eroded and leached. In fact, Australian soils are some of the most nutrient-poor on the planet and besides having excess iron and being highly acidic, they are also extremely low in phosphorus, potassium, nitrogen, and most trace elements. Millions of years of evolution have led to plants uniquely suited to these conditions and this explains why so many of the plants are difficult for us to grow in our California gardens.

On our Strine adventure, we stopped at several places to look at the bushes and wildflowers along the road and made it to Wave Rock just in time to catch a spectacular sunset. It isn't nearly as large or famous as Uluru (Ayers Rock), but with so few people in the area, it seemed every bit as remote. The next day, we headed south on unpaved roads towards the southern coast of Australia. We stopped to look at the



Floral arrangement of local Western Australia flowers.



Just a few of the over 500 floral specimens on display at the Esperance Wildflower Festival.

1000-mile-long rabbit-proof fence that bisects Australia from the north to south. Twenty-four rabbits (which are non-native to Australia) were released for hunting purposes in 1859. With no natural predators, by the end of the century, they overran the continent and devastated both farms and the local flora. To stop the western advance of the rabbits, the fence was completed in 1907. Several shorter fences were also constructed in other areas. In the 1950s, a virus that is fatal to rabbits was introduced and their numbers have remained somewhat in check ever since. Subsequently, the fence is still maintained to prevent the spread of native dingoes and emus, as well as non-native foxes and other agricultural pests.

We stopped periodically along the road to get an up-close look at the native plants in bloom. At each stop, there were always several new species that we hadn't seen a few miles back. The overall number and types were countless. The array of colors, shapes, and forms was mindboggling.

As we got nearer to the south coast, we started to see more hills, taller plants, and many additional species. We stopped in the tiny Shire of Ravensthorpe for the annual Wildflower Show. It was here that we met Enid Tink. Beginning 30 years ago, each spring, Enid's father would cut and display some of the blooming plants found within a 50-mile radius in one of the world's richest biodiversity areas and then store over 3000 of the dried specimens in an onsite herbarium. On the day we visited, Enid, with the help of many local volunteers on one of the best years on record, had over 500 fresh-cut species on display in the small exhibit rooms of the flower show. A steady stream of locals continued to bring in more flowers that were taken to the back to be identified, labeled, and added to the display. Finally, we had names to go with many of the flowers we had seen.

Continued on page 20

WELCOME NEW MEMBERS

A warm hello to these new members:

Suzu MacGillivray
Michael Robertson

HORT BUCKS ARE GREAT!

Kudos to these members whose friends joined in 2016; they earned Hort Bucks worth \$5 towards name badges, garden tours, dues and more! To get your Hort Bucks ask your friends to give your name when they join.

Karen Baccei (1)	Julian Duval (1)	Susan Morse (1)	Linda Teague (1)
Gail Bakker (1)	Brett Eckler (1)	Toni Muncell (2)	Susi Torre-Bueno (1)
Debra Lee Baldwin (2)	Dave Ericson (2)	Princess Norman (1)	Tere Trout (1)
Connie Beck (1)	Lois Friske (2)	Joan Oliver (1)	Marcia Van Loy (1)
Jeff Biletznikoff (1)	Isabella Fung (1)	Arlene Paa (1)	Christine Vargas (2)
Jim Bishop (2)	Sharon Hayakawa (1)	Mo Price (1)	Mary Vaughn (1)
Ken Blackford (1)	Fran & Bob Hinoistro (1)	Stella Ramos (1)	Darlene Villanueva (1)
Lorraine Bolton (1)	Sue Lasbury (1)	Robin Rushmore (1)	Roy Wilburn (1)
Amy Caterina (1)	Cheryl Leedom (1)	Sue Ann Scheck (1)	Wishing Tree Company (1)
Kathee Closson (1)	Sandra Lewis (1)	Laura Starr (1)	Linda Woloson (1)
Leslie Costello (1)	Maria Mata (1)	Susan Starr (2)	Deborah Young (1)
Blythe Doane (1)	Dannie McLaughlin (1)	Sterling Tours, Ltd. (1)	
Alice Dukelow (1)	Rachele Melious (1)	Shelly Sulit (1)	

SPONSOR MEMBERS (names in bold have ads)

Agri Service, Inc.

Anderson's La Costa Nursery

Aristocrat Landscape,
Installation & Maintenance
Assoc. of Professional Landscape
Designers, San Diego District

Barrels & Branches

Benoit Exterior Design
Briggs Nursery & Tree Company

Coastal Sage Gardening

Cuyamaca College
Chris Drayer, ASLA

Evergreen Nursery

Falling Waters Landscape

Garden Design Magazine

Glorious Gardens Landscape

Grangetto's Farm & Garden Supply

Greatsoil LLC

Green Thumb Nursery

JTM Nutrients

Kellogg Garden Products

KRC Rock

Marilyn's Garden Design

Moosa Creek Nursery

Multiflora Enterprises

Ornamental Gardens By Lisa

Pat Welsh

Redfin San Diego

Renee's Garden

San Diego County

Water Authority

Serra Gardens

Landscape Succulents

SiteOne Landscape Supply

Solana Succulents

Southwest Boulder & Stone

St. Madeleine Sophie's Center

Sterling Tours

Sunshine Care

Sunshine Gardens

Walter Andersen Nursery

Waterwise Botanicals

Westward Expos

LIFE MEMBERS *Horticulturist of the Year

*Chuck Ades (2008)

*Walter Andersen (2002)

Norm Applebaum &

Barbara Roper

*Bruce & Sharon

Asakawa (2010)

Gladys T. Baird

*Debra Lee Baldwin (2017)

*Steve Brigham (2009)

Laurie Connable

Deeter Buckner Design Group

*Julian Duval (2014) & Leslie Duval

*Edgar Engert (2000)

Jim Farley

Sue & Charles Fouquette

Caroline James

Joyce James

Debbie & Richard Johnson

*Vince Lazaneo (2004)

*Brad Monroe (2013)

*Bill Nelson (2007)

Deborah & Jack Pate

*Kathy Puhlava (2015)

Tina & Andy Rathbone

*Jon Rebman (2011)

Mary Rodriguez

Peggy Ruzich

*San Diego Zoo Horticultural Staff

(2016)

Gerald D. Stewart

*Susi Torre-Bueno (2012)

& Jose Torre-Bueno

Dorothy Walker

Lucy Warren

*Evelyn Weidner (2001)

*Pat Welsh (2003)

Betty Wheeler

DISCOUNTS FOR MEMBERS

(see ads for more discounts)

Get a 15% discount at Briggs Tree Co. (www.briggstree.com; tell them to look up the "San Diego Hort Society Member" account).

Get a 10% discount at San Diego Botanic Garden on Family/Dual or Individual memberships. Just state you are a current member of SDHS on your membership form. It cannot be done online, so mail it in or bring it to the Garden. Info: Josh Pinpin, jpinpin@SDBGarden.org.

Join Grangetto's FREE Garden Club for helpful info delivered to your inbox: grangettosgardenclub.com. 🐦



What's Up
at

LEARN HOW TO ENHANCE YOUR GARDEN!

Ever notice how it's those little details that make a big difference in your garden? Maybe it's the addition of an artsy mosaic, a cool succulent wall, or the bling of glass beads.

Learn how to up the ante in your garden by taking one of our fun and easy classes. Don't forget that SDBG members get a fantastic discount on classes all year long, in addition to being able to come and enjoy our beautiful Garden 364 days a year. To register for a class, simply go online at SDBGarden.org/classes.htm or call 760/436-3036 x 201.

Beginning Mosaics:

Butterflies, dragonflies, seahorses, owls, and turtles: Come enjoy two relaxing days in the Garden with friends learning how to create one of these lovely mosaics using beautiful stained glass, mirror glass, iridescent glass, beads, and glass gems. All materials and tools are provided. Wednesday, January 18 and Wednesday, January 25 from 12:30pm-4pm.

Living Wall/Vertical Garden:

Learn the basics of planting a living wall. Plant your own 10" x 20" wall of succulent varieties in just three hours! You'll be amazed at the striking patterns and designs you can create with a smattering of succulent cuttings. Register early! This class will sell out. Saturday, January 21 from 9am-noon.

Mosaic Garden Jewels:

Learn how to create a beautiful mosaic using ocean rocks and glass beads to create flowers, plants, or other shapes to add to your outdoor space. Saturday, January 21 and Saturday, January 28 from 9:30am-1pm. 🐦

SDHS SPONSOR



Southwest
BOULDER & STONE

Landscape Rock & Supply Superstore

We Deliver!



**4 Convenient
SD Locations** **PACIFIC BEACH • CHULA VISTA
ESCONDIDO • FALLBROOK**

SOUTHWESTBOULDER.COM

SDHS SPONSOR



SHOP FOR PLANTS. LEARN ABOUT SUCCULENTS.

cacti.com

SERRA GARDENS LANDSCAPE SUCCULENTS


JANUARY FEATURED GARDEN

Succulent Garden Party with Greg Starr:
Saturday, January 21 . 10am - 2pm

Our hosts from previous years have invited us back again to enjoy their special garden. It's been a busy year; they removed a pool, pond, and large palm, and replaced them with two raised garden beds that now contain small succulents, elevated for easier viewing. You'll also enjoy their ever-expanding collection of *Echeveria agavoides* types, *Aloes*, *Aeoniums*, mesembs beginning to bloom, and *Agave bovicornuta* (Cowhorn Agave) in spike. Most plants are labeled in case you would like to grow them in your landscape.

This year Greg Starr will be visiting from Tucson to give short talks and sell plants from his nursery. Greg's books include *Cool Plants for Hot Gardens* and *Agaves: Living Sculptures for Landscapes and Containers*, and he recently co-authored *Field Guide to Cacti and Other Succulents of Arizona*. He travels throughout Mexico and is researching for a book on the agaves of Baja California. Greg is an advocate of mixing flowering plants with cacti and other succulents and he promotes this idea whenever possible. Greg has presented talks on agaves and desert plants in general throughout the United States and will be at Australia's Succulenticon 2018.

There will be home-baked goods, appetizers, and beverages, and plants for sale (cash only, please) from our hosts extensive collection. We hope you will check out the gardens and plants, meet Greg, have some refreshments, and say hello! To attend, register for this featured garden event at sdhort.org.



SDHS SPONSOR

NORTH COUNTY'S MOST UNIQUE ASSISTED LIVING COMMUNITY



Call for a Personal
Tour of our Homes,
Greenhouse and
Organic Fields.

858-674-1255 x 202

**SUNSHINE
CARE**

A Community of
Assisted Living Homes

Member of the
SD Horticultural Society

www.sunshinecare.com

12695 Monte Vista Road
Poway, CA 92064

Lich374601087

Specializing in Memory Care, Intergenerational Programs and Horticultural Therapy

- 7 care homes on 32 acres featuring 5 organic gardens, a greenhouse, fruit orchards, and California wildflowers.
- Organically grown fruits, vegetables and herbs used in our home cooked meals.
- Only 15 minutes from Del Mar and La Jolla on Route 56.
- FREE ongoing *Garden Lecture Series* with Farmer Roy Wilburn. For serious garden enthusiasts. Join us monthly, on the 3rd Saturday, at 10:30 a.m.
- Composting & Vermiculture Program
- Award-winning Intergenerational *Seed to Table* Program.



SDHS SPONSOR

Over 500 types of stone and boulder for your **Water-Wise Garden.**

Flagstone
Pavers
Pathway DG
Boulders...
and so much more...

Our creative and
knowledgeable staff
will help you make the
best selections for the
garden of your dreams.

**KRC
ROCK**

Natural Stone & Boulder Supply

San Marcos (760) 744-1036

Poway (858) 748-3953

Lakeside (619) 443-8153

1 800 KRC ROCK (1 800 572-7625) www.KCRCRock.com

SDHS SPONSOR

Great Results Start with Great Soil!



KelloggGarden.com
is proud to support the
San Diego Horticultural Society
for a greener world



SDHS SPONSOR



Garden Design & Maintenance

Custom Design ♦ Hardscape
Native Landscapes ♦ Patios
Lighting ♦ Fences
Drainage ♦ Irrigation ♦ Repair
Installation ♦ Consultation

3685 Voltaire St., San Diego 92107
619-223-5229

Coastalsage.com

TREES, PLEASE

Get Shorty

By Tim Clancy

By far the number one treatment provided by tree care companies is pruning. There are many reasons to prune a tree. One of these, structural, is to address growing conditions which, if not corrected, may cause problems in the future. Another reason is thinning, which targets trees deemed to be too heavy with foliage. Thinning is also used to provide better light penetration in vegetable gardens or lawn areas. In addition, trees are sometimes thinned to increase the efficiency of solar panels.

With regards to tree shading of solar panels, California has a law known as the Solar Shade Control Act, passed in 1979. The idea behind the act is to encourage people to utilize solar energy. Trees already in place before adjacent solar panel installation are exempt from the law. This means that your neighbor can't install a solar device and then cause you to cut or remove your trees for greater solar access. If, however, the solar device is installed first, a homeowner can be compelled by a court of law to prune or remove the interfering trees. The Act also includes some very specific requirements for placement of solar devices. The law can be found at California Public Resources Code section 25980.

One of the most common pruning treatments is the use of reduction cuts to provide clearance pruning. This includes clearance from buildings, utility lines, and traffic safety signs, and to provide any additional street clearance to allow safe unobstructed passage of vehicles (including trash trucks, for instance, which are close to 14 feet tall). Regular clearance pruning is an expense that many homeowner associations budget for annually and it can represent a large percentage of the annual expenditure on tree care.

There is another way to control the size and growth rate of trees (and shrubs). That is the use of a plant growth regulator (PGR) such as Paclobutrazol. This chemical affects a group of plant hormones called gibberellins, causing trees' internode length to decrease, thus reducing the overall size of the plant during the period in which it is effective. (Recall that the internode is the distance between plant nodes, or leaves and buds.)

Like many chemicals, Paclobutrazol is not without its detractors. However, it has been approved for use not only on many types of ornamental plants, but also for some common edibles, such as apples, mangos, and avocados, as well as broccoli, cabbage, and cauliflower seeds.

In addition to growth regulation, some of the benefits to using Paclobutrazol are increased resistance to some fungal

Tipu trees. The ones on the right were treated with growth hormone 3 years ago.



pathogens, enhanced root growth, and a better tolerance to drought. Enhanced drought tolerance is one of the main reasons I recommend its use to clients.

The chemical is applied to the soil and absorbed by tree roots. In the first year of application, growth is noticeably reduced, but trees may still require some pruning in clearance situations. In the subsequent two years, growth is considerably reduced and pruning is often not required. The chemical is then applied at the end of the third year and the cycle starts again. 🌱

SDHS SPONSOR

Don't just dream it.
Grow it!



Now offering a fast and no-mess solution to compost and mulch application with our blower delivery service.

Compost • Mulch • Organic Recycling

www.agriserviceinc.com
orders@agriserviceinc.com

Julia Mattern
(760) 216-3385

SHARING SECRETS

Edited by Dayle Cheever

This column is written by you, our members! Each month, we'll ask a question and print your responses the following month. You can find copies of previous Sharing Secrets on our website at sdhort.wildapricot.org/SharingSecrets?eid=1093874. Also, you can continue the discussion by adding new replies online to Sharing Secrets topics.

The question for January was: Is there a ground cover that you recommend? Please include the conditions that apply (slope, level, or heavily trafficked area).

Charlotte Getz: My favorite ground cover is *Dymondia*. It is tough, can take foot traffic, and has tiny, yellow daisy-like flowers. It is only about three inches tall and a grey-green color and drought tolerant once established. It is a nice contrast to green shrubs, trees, etc.

Kathy Copley: These days, with the advent of subsurface drip irrigation, I'm finding it more difficult to get successful coverage from installers who do not follow pre-watering procedures, which are critical to the survival of flattened ground cover, since the dripline is buried 3-6" below the surface grade. I like the following shrubby ground covers (not new, but worthy) that are mat-like, which allows me to use them in a foreground or border layer with perennials, shrubs, and succulents.

Dymondia margaretae- Silver Carpet (Asteraceae) WUCOLS classification is LOW water use for our coastal region. This is a tough, versatile, low-water lawn substitute from South Africa and is a low-growing, mat-like, dense ground cover with deep succulent roots. It gets only one inch high or less and spreads. *Dymondia* can be watered with micro-spray on a low pressure drip system or by overhead spray. The coverage is excellent, takes seaside conditions, some foot traffic, keeps down weeds, and provides a great silvery understory to bold succulents or shrubs of any size, in a way that showcases the plants without swallowing them alive. It would be great in any low-water use garden to blend with like-hydrozone plants, low-water use plants like California natives, Australian, Mediterranean, or South African plants. This may be the best ground cover I've ever seen for planting between steppers because it hugs the ground between the stones or steppers and fills in solid, and stays that way. It is truly a utilitarian plant with many attributes. Flowering is not one of its gifts, since the yellow daisy-like blooms hide amongst the foliage. There are some plants that just don't shine until you partner them with other plants. This ground cover dances well with many plants and even takes some partial sun. Available in container sizes or flats. Because it is available in flats, it is more affordable to use as a ground cover in larger landscapes and as a

foreground to other, taller, spreading shrubby ground covers. It is a tough survivor in a time when perennial ground covers with fine, fibrous roots are finding it more difficult to survive our current standards for irrigation. This plant doesn't seem to be affected by the increased soil salinity due to recycled water. How it does with boron, which also accumulates in soil with recycled water use, is unknown to me at this time. I guess we'll see. It prefers reasonably well-drained soil and may even take heavier soil, if not overwatered, due to its fleshy root systems. Gophers may be unfriendly to this plant.

Teucrium cossonii-Marjocan *Teucrium* (aka *Teucrium cossonii majoricum*, *Teucrium majoricum*) (Lamiaceae, Labiatae) WUCOLS classification is LOW for our coastal zone. The origin of this plant is the Balearic Islands (Mediterranean). This is a mat-like perennial that gets only 4-6" high and 1-1 2/3' wide. The leaves are dense, gray and aromatic. It prefers a reasonably well-drained soil as it is native to rocky limestone soil. It does get a fragrant, lavender bloom in the spring, which is prolific. That's the good news. The bad news is that bees love it, so this is not a good ground cover for areas where bare feet and flip flops are prevalent. I would not use this plant between steppers without fully considering who the users are. It is reported to take temperatures below freezing, but is best in full sun. This is a great foreground ground cover or rock garden plant. It is suitable for drip irrigation, subsurface drip irrigation or micro-sprays. There is a similar plant, a cultivar in the trade that is called *Teucrium chamaedrys*

SDHS SPONSOR

Sophie's Organic Garden



By purchasing garden items from Sophie's Organic Garden you are providing the opportunity for over 400 adults with developmental disabilities who attend St. Madeleine Sophie's Center to discover, experience and realize their full potential.

\$10 off with this coupon*

2119 E. Madison Ave. | El Cajon, CA 92019

www.stmsc.org | 619.442.5129

Open Mon - Fri 8 to 4 (year round) and Sat 9 to 3 (Mar 15th - Jul 15th)

*With purchase of \$50 or more

SDHS SPONSOR

12755 Danielson Court
Poway, CA 92064
(858) 513-4900
FAX (858) 513-4790
Open 9-5, 7 days a week



3642 Enterprise Street
San Diego, CA 92110
(619) 224-8271
FAX (619) 224-9067
Open 8-5, 7 days a week

Free Garden Classes at both locations on Saturday mornings
www.walterandersen.com

SDHS SPONSOR


FIND A DESIGNER NEAR YOU!



Go to **www.apldca.org**
and type in
your zip code.

APLD—Where Residential Landscape Design Begins

SDHS SPONSOR



This 340-page, 1000+ color photo book is both a cultural overview and encyclopedia of aloes and agaves in cultivation. These African and Mexican plants are shown thriving in our Southern California suburban habitat, with growing advice and observations from a local succulent nursery owner. Also shown and discussed are the smaller related genera, such as yuccas, beaucarneas, haworthias, gasterias, etc..

Available late April 2016. Quality softcover, retail (est.) \$39.00. Please contact the author at Solana Succulents if you'd like to pre-order.

We are a retail nursery specializing in both common and rare succulents for container culture or landscape. Design help is available.

Open Wednesday - Saturday 10-5
Sunday 12-4

Solana Succulents
355 N. Hwy 101
Solana Beach, CA 92075
(858) 259-4568
www.solanasucculents.com

SDHS SPONSOR



California's Native Plants

Available at your local garden center

www.moosacreeknursery.com

760-749-3216

'Nanum'- Germander WOCOLS classification is LOW water use. It is 4-6" tall and can spread 2-3'. Randy Baldwin at San Marcos Growers says it's great for knot gardens because it takes shearing well. The foliage is green, as opposed to the gray of the *T. cossonii*. It is reportedly hardy to 10 degrees. I would love to see more of these mat-like ground covers that have fleshy roots and can take a low-water regime.

Susi Torre-Bueno: I'm sure I won't be the only member to recommend *Dymondia margaretae* as a fabulous ground cover and lawn substitute on both flat and sloped areas. It grows only about 1" high, needs minimal water, and is sort of like a hard sponge to walk on. Grows well in full sun to part shade, never needs mowing, and has occasional yellow flowers. Excellent for foot traffic, and you can even park cars on it. If it gets a lot of water, it spreads rapidly, so don't overwater it. For low-water ground covers you can't walk on, I like lantana for something very colorful (it comes in a rainbow of color choices from near-white through yellow and orange to red and violet). The succulent known as ghost plant (*Graptopetalum paraguayense*) is an excellent ground cover, especially nice cascading down a slope. It is pale gray-blue in deep shade, changing to yellowish in full sun. I think it is prettiest in part to full shade. Here is an excellent article and photos by Debra Lee Baldwin: <http://gardeninggonewild.com/?p=22817>.

Scott Sandel: *Baccharis pilularis* 'Pigeon Point' is a great hybrid native ground cover that grows fast for applications such as big slopes. Plant at 48" or so apart, keeping that first row back from the curb or paving by 2-3 feet. This one dies back in the center far less than 'Twin Peaks'.

Sheila Busch: I am really pleased with *Dymondia margaretae*. It is drought tolerant and it grows in heavy clay soil and full, hot sun in Escondido. It grows between pavers and along the walkway. It takes foot traffic as well as our dog peeing on it!

Pat Venolia: *Dichondra argentea* 'Silver Falls' gets my vote for a great ground cover, although I wouldn't put it in a pathway. It is beautiful in a border and trailing down a slope. Fast growing and mildly drought tolerant once established.

Susan Starr: I like low growing *Grevilleas*, like *Grevillea lanigera* 'Coastal Gem'. It grows about one foot tall and is supposed to get four feet across, although in my yard (La Jolla) it rarely gets more than three feet wide. Takes sun or light shade and seems to bloom most of the year. Very drought tolerant. You can't walk on it, of course. Another favorite is *Geranium* 'Rozanne'. This is a true *Geranium* (not a pelargonium) with lovely purple-blue flowers. It also blooms for much of the year at the coast. It prefers a little more water than the *Grevilleas* but is still fairly drought tolerant. Some protection from hot afternoon sun will give the best results. It's not all that big, but perfect for filling in small areas.

Karin Esser: Wire fern, aka creeping wire vine (*Muehlenbeckia axillaris*). It grows beautifully in an area of Solana Beach that's partially shaded by a Japanese black pine (*Pinus thunbergii*) and intermixed with sasanquas (*Camellia sasanqua*). The fern has pretty, small round leaves on dark wiry stems and needs little water. I trim it back once a year. The stems are graceful additions to flower arrangements.

Joan Herskowitz: I have had good luck with *Othonna capensis*, known as Little Pickles, as a ground cover that spreads and produces a mat up to about two feet in diameter and a few inches high. I have it growing in a number of spots throughout my garden in the coastal area. It is a sedum with inch-long blue-green succulent leaves and yellow daisy-like flowers that are produced on the short stems most of the year. Mine grow well in full or partial sun and under a low water regime (with water once a week in summer and once every 2-3 weeks in winter). Whenever I see a bare spot, I plant a cutting and more often than not, it grows to start a new mat.

Sandra Knowles: I can't say enough good things about saving the wood chips the tree trimmers usually haul away. Spread them around the paths in the garden and if you can, let them compost and use them in garden beds. Happy gardening in the new year! 🌿

■ Real Dirt Continued from page 3

The Path That Betty Walked

After helping her then-husband through forestry school, Betty abruptly changed her "save the world" sociology major as her interest in working with plants grew. About this transition, she said, "I actually developed my love of horticulture, ironically, in that forestry school curriculum. Helping him study his trees and understory plants reignited my love of botany." Once her decision was made, she continued to work in an unrelated field for four years as she saved enough money to head back to college and earn a B.S. in Plant Science from the University of California at Davis. Then came her first job as nursery manager at the legendary gardens of Filoli for five years, followed by a year as propagation manager at a wholesale landscape nursery and seven years as nursery manager at Circuit Rider Productions where she grew native plants for habitat restoration. She realized early on that she was "...deeper in the science." She knew that experimenting with new techniques and new cultivars was gratifying, as was working with interns and passing along her knowledge.

Susan Krzywicki is a native plant landscape designer in San Diego. She has been the first Horticulture Program Director for the California Native Plant Society, as well as chair of the San Diego Surfrider Foundation Ocean Friendly Gardens Committee and is on the Port of San Diego BCDC for the Chula Vista Bayfront. 🌿



MEET OUR NEW TREASURER

Ray Brooks joins the San Diego Horticultural Society Board this month as our Treasurer. Ray, who served a one-year term on the Board as Member-at-Large in 2015/16, brings a wealth of experience to his new position. Since he ran his own property management business for over thirty years, he is well versed in all the tasks that fall to the Treasurer: budgeting, accounting, taxes, insurance, investment, etc. He has also served as treasurer for at least two other clubs to which he belonged. Ray already has a number of ideas for improving our accounting and financing. Ray joined SDHS in 2014 and describes himself as a hobbyist horticulturalist. His 1.2 acre property in Escondido is planted with many of his favorites, including cycads, staghorn ferns, succulents, and grevilleas. His other hobby is building; he has a greenhouse which he built on his property and is currently working on expanding his shade house. A man of many talents, indeed. 🌿

SDHS SPONSOR

10% DISCOUNT FOR SDHS MEMBERS

OPEN 8AM TO 5PM

BARRELS & BRANCHES

GARDEN AND GIFT

FOLLOW US

Plant Nursery • Event Space
Design & Installation Services

1452 Santa Fe Drive, Encinitas
760.753.2852 | barrelsandbranches.com

SDHS SPONSOR

Anderson's La Costa
Nursery & Design Center

10% Discount for
SDHS Members

400 La Costa Avenue
Encinitas

Open to the Public

Daily 9am to 5pm
(760) 753-3153

andersonslacostanursery.com

NOVEMBER 2016 PLANT DISPLAY — PART 2

By Jason Chen, Sherrill Leist, and Susi Torre-Bueno

What is the Plant Display?

Each month, members bring in plants, cuttings, or flowers and put them in blue bottles on our display tables at the monthly meeting. What a great way to see what plants grow well in our area. EVERYONE is invited to participate. All plants are welcome. Write descriptions similar to those below and put them with your plant(s).

Join the fun and bring something to the next meeting. We thank those people who brought in plants to show to other members.

Available FREE on our website —
all 22 years worth of plant descriptions!
Go to tinyurl.com/Plant-Descriptions.

Aloe ‘Safari Sunrise’ (Aloeaceae) Horticultural Hybrid

This compact aloe is reminiscent of A. ‘Blue Elf’ but it’s more compact, less blue, and has smaller flower spikes. The 8- to 10-inch clumps produce two-tone flowers that start off with coral-pink/orange buds and mature to a creamy white flower. Over time, the plant will spread out to 2-3 feet; this makes it a good small scale ground cover for a pop of late fall and winter color. When drought stressed, the normally bluish green plants will take on brick red tones (with slightly less flowering). This South African introduction generally blooms from December through March. (Jason Chen, Del Mar, 11/16) — J.C.

Dodonaea viscosa ‘Purpurea’ PURPLE HOP BUSH (Sapindaceae) Horticultural Hybrid

This water-thrifty evergreen plant is a large shrub and grows quickly to about 12-16 feet tall and 8-12 feet wide. The species hails from the southwestern U.S. and Mexico (and possibly further south). It makes a good screening plant or tall hedge. Grow it in full sun to light shade; the 4-inch long, narrow bronzy-green foliage retains its color best in full sun, and the leaf color is purple-red in cooler weather. It has inconspicuous flowers in summer, and the brown seed capsules stay on the plant for some months. For a very good description, see the website for San Marcos Growers (www.smgrowers.com). It is said to be deer-resistant and to tolerate seaside conditions, and it is adaptable to many soil types, though it prefers good drainage. There is an interesting video about this plant, which includes scenes with several different uses of it in the Bay Area, on YouTube: [youtube.com/watch?v=gCHefkBLh8](https://www.youtube.com/watch?v=gCHefkBLh8). (Susi Torre-Bueno, Vista, 11/16) — S.T-B.

VOLUNTEERS NEEDED

Remember that new year’s resolution to have more fun, make new friends and volunteer for a worthy cause? Here’s how to kill all those birds with a single stone.

We are looking for folks to help with meetings set up and are putting together a little committee. If you are occasionally available to come early (roughly 4:30 pm) or to stay a bit after the presentation

(roughly until 8:30 pm),
please contact Patty Berg at
760-815-06625 or pattyjberg@gmail.com.
Your help for 3 or 4 meetings
per year will go a long way.

Euphorbia millii CROWN OF THORNS (Euphorbiaceae) Madagascar

This plant is happiest in full sun. It is cold and frost sensitive so during cold, rainy weather; it’s best to move it under cover. Almost always in bloom, this slow-growing succulent may have bright orange, red, pink, or white flowers. As it grows taller, serious-looking thorns line the chunky stems. When damaged, it exudes a milky, toxic sap that is not safe to touch. It is drought tolerant and does best in rocky, sandy soils and in some places is a sun-loving indoor plant. If you cut it back in the spring (carefully), it will bush out and reward you with more flowers and less thorns. (Sheila Bush, Escondido, 11/16) — S.L.

Senecio anteuphorbium (= *Kleinia anteuphorbium* or *Cacalia anteuphorbium*) CANDLE PLANT, SWIZZLE STICKS (Asteraceae) Morocco

What a strange-looking succulent this is! It has ½-inch thick, fleshy, pale green stems that look like links of green sausages. It loses its leaves in the summer, but that’s not a great loss as they are only a few inches long and borne near the stem tips and not very prominent. The yellow and white flowers appear in the fall, and while not at all that showy, they are said to be nicely scented. Grows to about 3-5 feet tall and wide in full sun to part shade, with good drainage, and needs very little water. Sources differ as to whether this plant can tolerate any frost, so if this is a problem in your area, take precautions and/or site carefully. From a few cuttings a few years ago, I now have several clumps, each about 2-3 feet across, and have had plenty of cuttings to give away. Like many succulents, to make more plants, just take some stem cuttings and stick them in the ground and water at least once a week until they are established. (Susi Torre-Bueno, Vista, 11/16) — S.T-B. 🌱



Jim Bishop

Brachychiton rupestris



Jim Bishop

Bonsai Pomegranate



Diane Downey

high-maintenance area of the central plaza and surrounding areas, is challenged with rabbits, ducks, deer, geese, and visitors with many children. Another landscape team is in charge of the animal enclosures seen by the tram. Their focus is primarily on irrigation and enclosure issues. There are three specialty teams that cover the entire park. One team is in charge of irrigation, sourcing the park's water from a reclamation pond and a well in the valley that pumps water to a reservoir on a hill above the park. All water used for irrigation in the park is reclaimed, including wastewater, so it is only used in areas not visited by the public. Another specialty team consists of arborists who care for all of the trees. The last specialty team is in charge of integrated pest management and follows a policy to control, but not eradicate, pests.

Two more important programs were discussed on the Behind-the-Scenes Horticultural Tour. The first was the Browse Program, which is managed by a crew from the San Diego Zoo. Unlike the Zoo, the Safari Park has the area to produce significant amounts of browse (vegetation such as young shoots and twigs) that meet vet-approved requirements. The Browse team harvests browse at both parks to feed animals at the parks and to ship to other zoos and parks. Browse from San Diego is credited with assisting in the successful breeding of Sumatran rhinos at the Cincinnati Zoo. Another extremely important program is the Botanical Asset Protection Plan. Insurance for the plant material at the Zoo and Safari Park is \$1 million, but it should be between \$7-10 million. Such an insurance plan is cost prohibitive, and would never be approved due to fire danger in San Diego. The 2007 wildfires came dangerously close to Safari Park property, so steps were taken to protect its invaluable plant material. The Botanical Asset Protection Plan functions much like the animal loan programs that exist between zoos and animal parks. Plant material is loaned to other zoos and parks under an agreement that includes several caveats, including that 25% of any seedlings produced are returned to the Safari Park and the requirement of annual plant material reports.

The San Diego Zoo and Safari Park play additional roles in the areas of plant conservation and research. Also, they are holding facilities for plant material confiscated by the federal government. The original plant material must be kept here in perpetuity, but seedlings can be sold or distributed.

Other areas of the Safari Park open to SDHS visitors included the Bonsai Pavilion, Epiphyllum House, Baja Garden, Nativescapes Garden, and the Old World Succulent Garden. These areas are off the beaten path and, along with the tours, added to a wonderful experience for everyone who came. 🌿

Tiger Trail



PACIFIC HORTICULTURE

Please be Our Valentine at
San Miguel de Allende!

Join us in Provence and discover the work of some of the area's finest landscape artists throughout the centuries as well as the gardens, views, and vistas that inspired the artwork of Renoir, Cézanne, van Gogh, Matisse, Chagall, Gauguin, and Picasso.

Since long before the 2nd century BC, when the Romans first discovered Provence, the region has been attractive for its weather, food, wine, and light. Two populations that were particularly drawn to its beauty were artists and gardeners. Vincent van Gogh once wrote to his brother Theo, "The whole future of art is to be found in the South of France." How right he was. In addition to providing opportunities for experiencing the magnificent natural beauty of this area, this tour will bring you a greater understanding of the context in which the artists' work was created and hopefully deepen your appreciation of it.

Reserve your space for the June 2017 tour Artists and Their Eden: Gardens of Provence to avoid missing out on a wonderful adventure! Our tours to Japan, Portland, New York, and Santa Fe are now sold out.

PacHort believes in supporting the power of gardens and SDHS is a Pacific Horticulture Partner. Visit www.pachort.org for more tour information or to subscribe to Pacific Horticulture magazine. A special rate of \$24 is available for new and renewing members using discount code SDHS2016. ☘



■ My Life With Plants Continued from page 10

The following day, we explored the coastline and several national parks. The south coast has many large granite domes rising out of the ocean creating round islands and also interesting coastline hills. The sand at the beaches is pure quartz, shiny white and squeaky when walked on. The white sand reflected the sunlight and gave the water the most beautiful aquamarine color. The plant community here was also much softer and greener than inland and we recognized many of the same species that have been introduced into Southern California. To the east, we explored an almost deserted Cape le Grande National Park. It was also here that we walked through the shrub with a mob of kangaroos and a dazzling variety of *banksias* - from small trees to ground dwelling species growing on the white sand dunes. There were also dense stands of *hakeas*, *melaleucas*, *grevilleas*, terrestrial orchids, *acacias*, *adenanthos*, *calothamnus*, countless species of pea bushes, and many others. We had a beautiful white sand beach with giant sand dunes and granite boulders, shore birds, and crashing waves all to ourselves as we watched the sun set behind the mountains to the west.

Next month's column will be "The Outback and the Deserted Coast", Part 3 of the western Australia tour. ☘

SDHS Nametags

Sturdy magnet-back nametags are just \$10

To order go to
<https://sdhort.wildapricot.org/Shop>
or buy one at any monthly meeting.



SDHS SPONSOR

Sunshine Gardens

It's time to plant ... Come on Down!

We have just about everything the gardener in you is looking for:

- ☘ Bedding Plants ☘ Shrubs
- ☘ Citrus ☘ Houseplants
- ☘ Vegetables ☘ Fertilizers
- ☘ Soils ☘ Seed
- ☘ Trees ☘ Pottery

When you're here also visit
Elizabethan Desserts & Twigs by Teri

www.sunshinegardensinc.com

Open 7 Days Monday-Saturday 7:00-5:00; Sunday 9:00-4:00

Over 100 Years of Gardening Experience...

Please Join Us

Membership is open to all interested individuals.

Membership in San Diego Floral is a great way to meet other gardening and horticultural enthusiasts.

Membership Includes

- Subscription to California Garden, our bimonthly magazine
- Borrowing privileges from our extensive Horticultural Library of 3500+ books
- Reduced fees for selected events
- Quarterly meetings with informative programs
- Regular newsletters



Don't Miss Out
sdfloral.org/membership.htm

1650 El Prado #105,
San Diego, CA
92101-1684


sdfloral.org

What's Happening? for JANUARY 2017

The SDHS is happy to publicize items of horticultural interest. See other side for resources & ongoing events.
Send calendar listings by the 10th of the month before the event to Barbara Patterson at calendar@sdhort.org.

▼ SDHS Sponsor

DISCOVER EVERGREEN NURSERY



Landscaping? Re-landscaping?
Just Sprucing Up Your Yard?

WHY PAY MORE?

BUY DIRECT FROM THE GROWER AND SAVE!

ONE STOP SHOPPING

Incredible selection. Over 500 varieties on 400 acres.
From small color packs to huge specimen trees.

DRIVE THRU SHOPPING

Use your car as a shopping cart!!!



UNBEATABLE VALUE

The discount houses and depots can't compete
with our grower direct prices.

Come on out and see for yourself!

- 1 gallon plants starting at \$3.50
- 5 gallon plants starting at \$10.00
- 15 gallon plants starting at \$39.00

PROMPT DELIVERY AVAILABLE

Hours - call to confirm

ALL LOCATIONS:

Monday – Saturday, 7:30 a.m. to 4:30 p.m.

Sunday 9:00 a.m. to 4:30 p.m.

Free Monthly Seminar

Starting at 10am Carmel Valley, Oceanside and Blossom Valley!

January 7: Planning, Feeding and Pruning Your Garden in Winter

We are fortunate enough to be outside in our gardens all year long. While others are buried in snow, we can do the feeding, planting, and pruning needed to have a beautiful garden year-round. We will discuss all these things and more!

Each FREE seminar is approximately 1 hour long. Come to the location nearest you! Refreshments will be provided. Seminar attendees receive a coupon for an instant discount for any purchases made the day of the seminar!

To view our entire seminar schedule and check
our hours of operation, visit us at:

www.evergreennursery.com

Send questions and comments to:
info@evergreennursery.com

Three Convenient Locations:

CARMEL VALLEY
13650 Valley Rd.
(858) 481-0622

OCEANSIDE
3231 Oceanside Blvd.
(760) 754-0340

EL CAJON
9708 Flinn Springs Rd., (619) 443-0873

Events at Public Gardens

❖ **Alta Vista Gardens** Contact info on other side
TBA – check their website calendar.

❖ **San Diego Botanic Garden** Contact info on other side
January 21, 9am-12pm, Living Wall/Vertical Garden: Learn the basics of planting a living wall. You will be planting a 10" x 20" wall of succulent varieties in just 3 hours, that you can take home. Living walls can be used exterior or interior with multitudes of colors, textures and sizes. The possibilities of striking patterns and unique designs are endless. Instructor: Mary Lou Morgan. Members \$30, non-members \$36 plus \$80 per student for materials; fee paid directly to the instructor on the day of class. Please register by January 8 for this class.

January 31, 9am-12pm, Succulent Turtle: Take home a charming succulent turtle that you make yourself. Class taught by succulent Wreath Team. Students should bring small clippers or scissors to class. Members \$45, non-members \$54. Fee includes materials.

Every Saturday, 10:30am, Docent-led tour of the gardens. Free with admission to the Garden or membership. No reservation required. Tours depart from the Visitor Center/Gift Shop.

Last Saturday of month, 10:30am, Waterwise Tour: There are so many alternatives to using large amounts of water in the garden. Come see our gardens and take home lots of tips for conserving water in your own garden.

❖ The Water Conservation Garden

Contact info on other side. For ALL events below, register online or at (619) 660-0614.

January 14, 10am-noon, Winter Garden Care: Proper Pruning Practices: Caring for your landscape in winter leads to thriving spring gardens! Join Andrea Doonan, landscape designer, arborist and horticulturist to learn proper maintenance techniques of native, Mediterranean and Desert plants. A hands-on review of garden care including pruning, soil, integrated pest management and plant selection. Pre-registration required. Members Free, non-members \$10

Every Saturday, 10:00am, Free Docent-Led Garden Tour. Walk the garden trails with a guide and see beautiful water saving landscapes. Tours begin promptly at 10am in the Plaza. No reservation required.

Events Hosted by SDHS Sponsors

Please thank them for supporting SDHS!

◆ Barrels & Branches Classes & Workshops

Info: www.barrelsandbranches.com. See ad on page 17.

◆ **City Farmers Nursery** – see www.cityfarmersnursery.com

◆ **Evergreen Nursery: FREE Seminar** Details in left column

◆ **Sunshine Care FREE Seminar Each Month**

Jan. 21, 10:30am-noon: Drought Tolerant Beauties from Down Under with Joe & Julie Walker of Obra Verde Growers in Valley Center. Seating is limited to the first 45 people who register. RSVP: (858) 472-6059 or roy@sunshinecare.com. www.sunshinecare.com. See ad page 13.

◆ **Walter Andersen Nursery FREE Saturday Classes**

Details at www.walterandersen.com; address in ad on page 16.

Point Loma, 9am

Jan. 7 – To Be Announced
Jan. 14 -To Be Announced
Jan. 21 - To Be Announced

Jan. 28 – To Be Announced

Poway, 9:30am

Rose Pruning and Care
Bare Root Fruit Trees/Pruning
Rose Pruning & Care with David Ross
Citrus Varieties & Care

Next SDHS Meeting

January 9:

Down Under Wonders
See page 1 & website for details

More garden-related events on other side.

Other Garden-Related Events:

Check with hosts to confirm dates & details

Jan. 6, 10am, Vista Garden Club: Workshop on how to make a vegetable design arrangement (contact Lynn Paine at 760-716-6337), followed by fingertip luncheon at noon. Program presenter will be member Dennis Pillen, speaking about California Natives in San Diego Gardens; How to Save Them and Use Them in Our Own Landscapes. Guests welcome. Gloria McClellan Senior Center, 1400 Vale Terrace Ct., Vista. Info: www.vistagardenclub.org

Jan. ?, Exact date and time to be determined. Solana Center for Environmental Innovation: Master Composter class. Five week course provides training in the art and science of composting. Information: solanacenter.org or call (760) 436-7986, or email: compost@solanacenter.org

Jan. 11, 9am, Poway Valley Garden Club: Ben Kotnik, Chairman of the California Rare Fruit Growers of San Diego and Adjunct Faculty at Cuyamaca College, will speak about growing fruit throughout the year in San Diego County. He will address urban landscapes and soils as well. Ben may also bring fruit trees for purchase! Templars Hall in Old Poway Park, 14134 Midland Rd., Poway. Info: www.powayvalleygardenclub.org or (858) 231-7899.

Jan. 11, 10am, Point Loma Garden Club: A special program all about fermentation. Portuguese Hall, 2818 Avenida de Portugal, San Diego 92106. Info: www.plgc.org

Jan. 14, 1pm-4pm, San Diego Cactus & Succulent Society: Majorca Room, Room 101, Casa del Prado, Balboa Park, San Diego. Info: sdcss.net

Jan. 19, 1pm-3:30pm, Bernardo Gardeners Club: Speaker will be Ross Roseau, vintner and director of the Bernardo Winery, the oldest operating winery in Southern California. \$5.00 fee for guest attendees. Rancho Bernardo Swim & Tennis Club, Castille Room, 16955 Bernardo Oaks Drive, San Diego 92128. For parking instructions and further information: www.bernardogardeners.org

Jan. 20, 11am, San Diego Floral Association: Join the SDFA for a free docent led tour of the Balboa Park Botanical Building. Meet at the south end of the Lily Pond, Balboa Park. Info: 619-232-5762, www.sdfloal.org.

Jan. 28 (noon-5pm), Jan. 29 (10am-4pm), Winter Orchids in the Park Show & Sale: San Diego County Orchid Society will have lots of great orchids to see and purchase. Room 101, Casa del Prado, Balboa Park, Info: www.sdorhids.com

For an extensive list of garden club meetings and events, visit www.sdfloal.org/calendar.htm

Resources & Ongoing Events:

ALTA VISTA BOTANIC GARDENS: Open Monday-Friday 7:00-5:00; 10:00-5:00 on weekends. Fee: members/free; non-members/\$5. 1270 Vale Terrace Drive, Vista. Info: www.avgardens.org or (760) 945-3954.

SAN DIEGO BOTANIC GARDEN: (formerly QUAIL BOTANICAL GARDENS): Open daily 9-5 (closed Thanksgiving, Christmas, New Year's Day); 230 Quail Gardens Dr., Encinitas. Fee: \$14/adults, \$10/seniors, \$8/kids 3-12; parking \$2. Free to members and on the first Tuesday of every month. (760) 436-3036; www.SDBGarden.org.

THE WATER CONSERVATION GARDEN: Open 9-4 daily, FREE. Docent-led tours every Saturday at 10:00am. 12122 Cuyamaca College Drive West, El Cajon, (619) 660-0614 or www.thegarden.org.

MISSION TRAILS REGIONAL PARK: Guided hikes Wed., Sat. & Sun. Visitor Center open 9-5, off Mission Gorge Rd., San Carlos, (858) 668-3275.

MASTER GARDENER HOTLINE: Gardening questions answered by trained volunteers Mon.-Fri., 9-3, (858) 822-6910, www.mastergardenerssandiego.org.

SAN ELIJO LAGOON CONSERVANCY: Free 90-minute public nature walk 2nd Saturday of each month start at 9:00 am. Call (760) 436-3944 for details.

DESERT WILDFLOWER HOTLINE: Anza-Borrego Desert State Park: (760) 767-4684. Info., events, road conditions, etc.: (760) 767-5311 or www.desertusa.com/wildflo/wildupdates.html.

WILDFLOWER HOTLINE: March to May call the Theodore Payne Foundation hotline: (818) 768-3533 for info. on blooms in Southern California and elsewhere; visit www.theodorepayne.org.

BALBOA PARK:

Offshoot Tours: FREE 1-hr walking tour in Balboa Park every Sat., 10am. Meet at Visitors Center; canceled if rain or less than 4 people. (619) 235-1122.

Botanical Building is one of the world's largest lath structures, with 1200+ plants and lavish seasonal displays. FREE. Open Friday-Wednesday, 10am to 4pm.

Botanical Library: Room 105, Casa del Prado, Mon.-Fri. and first Sat., 10am-3pm, FREE. Info: (619) 232-5762.

Japanese Friendship Garden: Tues. to Sun., 10-4. Fees: free 3rd Tuesday; \$5/family; \$2/adult, \$1/seniors/students; (619) 232-2721, www.niwa.org.

Canyoneer Walks: FREE guided nature walks Saturday & Sunday. (619) 232-3821 X203 or www.sdnhm.org

Balboa Park Ranger Tours: FREE guided tours of architecture/horticulture, Tuesdays & Sundays, 1pm, from Visitors Center. Info: (619) 235-1122.

San Diego Natural History Museum: Exhibits, classes, lectures, etc. (619) 232-3821; www.sdnhm.org.

S.D. Zoo: Garden day 3rd Friday of every month from 10am. Pick up schedule at entry. Info: (619) 231-1515, ext 4306; www.sandiegozoo.org.

Garden Radio Shows:

Garden Compass Radio Show (local). Saturday 9-10am. XEPE 1700AM radio, hosts Bruce and Sharon Asakawa, John Bagnasco. Call-in questions: (619) 570-1360 or (800) 660-4769.

GardenLife Radio Show (national). Saturday 8-9am and Sunday 8-10am. KCEO 1000AM radio, hosts Bruce and Sharon Asakawa, John Bagnasco. Call-in questions: 866-606-TALK. Hear it streaming live on lifestyletalkradio.com. GardenLife shows are also archived at www.lifestyletalkradio.com.

Do you belong to a club or organization whose events aren't listed above?

For a FREE listing (space permitting) send details by the 10th of the month BEFORE the event to Barb Patterson at calendar@sdhort.org.

San Diego County Farmers Markets

www.sdfarmbureau.org/BuyLocal/Farmers-Markets.php