

Let's Talk Plants!

Newsletter of the San Diego Horticultural Society

February 2017, Number 269

Looking for Succulents in all the Wrong Places Page 2



IN THIS ISSUE

Chelsea Garden Show
page 12

Trees as Food
page 13

Pruning Fruit Trees
page 15

California Natives under Attack
page 16

The San Diego Cactus & Succulent Society presents the...

2017 Winter Show and Sale

Saturday, February 11th

10:00 am - 4:00 pm

Members Only shopping from 9:00 - 10:00 am

Room 101 and Adjacent Patio area

Casa del Prado, Balboa Park

FREE Event!
Open to
the Public

Plant and Pottery Sale

Small Plants & Specimen Plants
Landscape Plants for Arid Gardens
Beautiful Handmade Pottery

The Show

Unusual and Exotic Plants on Display
Highlighting Winter Growers from around the World
Novice, Intermediate, & Expert Growers

For additional information visit: www.sdcss.net



Euphorbia buruana grandicornis
by Peter Walkowiak

Additional Show/Sale Information

Parking is at a premium. Consider arriving early (before 8:00 am), or parking at Inspiration Point on Presidents Way and riding the Free Balboa Park Tram.

www.balboapark.org/visit/parking

BYOB - Bring your own Box!

Cardboard boxes are provided but are in limited supply. Please bring a box for yourself, and a few to share

Purchase a membership now or at the event and enter the Sale at 9:00 am during the Members Only shopping hour. Application is below.

Free Cultivation information



Stapelia hirsuta by Collette Parr

SAN DIEGO CACTUS & SUCCULENT SOCIETY MEMBERSHIP APPLICATION / RENEWAL FORM

Dues are \$15.00 per year, per individual, and \$5.00 per year for each additional household member. Newsletter is emailed.

Mailed paper copies are available for an additional \$10 a year.

Each member has all the rights and benefits of the organization.

Member Info: Please complete ALL information below & PRINT CLEARLY!

Name: _____

Street Address _____

City, State, Zip + 4: _____

Phone #: (____) _____ E-mail: _____

Additional Household Members: _____

*** You may also sign up & pay for Memberships online at www.sdcss.net ***

Check ONE for type of	Annual Dues (E-mailed Newsletter)	\$15.00
Membership:	USA Delivery of Printed Copy (opt.)	\$10.00
NEW _____	International Delivery, Printed Copy	\$15.00
RENEWAL _____	Additional Household Member(s)	\$ 5.00
	Total Enclosed:	\$ _____

Do you wish to receive email notifications on club events and issues? Yes _____ No _____

**Mail this form or a copy, along with a check or money order in US Funds
made payable to SDCSS to: SDCSS Membership Dept., c/o Paul Maker,
1245 San Pablo Drive, San Marcos, CA 92078-4816**

WE THANK OUR SPONSORS

Agri Service, Inc.

Anderson's La Costa Nursery

APLDCA San Diego District

Aristocrat Landscape Maint Inc.

Barrels & Branches

Benoit Exterior Design - Landscape Architecture

Briggs Tree Service

Chris Drayer, ASLA - Landscape Architect

Coastal Sage Gardening

Cuyamaca College

Evergreen Nursery

Falling Waters Landscape, Inc.

Garden Design Magazine

Glorious Gardens

Grangetto's Farm & Garden Supply

Greatsoil LLC

Green Thumb Nursery

JTM Nutrients

Kellogg Garden Products

KRC Rock Inc

Marilyn's Garden Design

Moosa Creek Nursery

Multiflora Enterprises

Ornamental Gardens by Lisa

Pat Welsh

Redfin San Diego

Renee's Garden, LLC

San Diego County Water Authority

Serra Gardens Landscape Succulents

SiteOne Landscape Supply

Solana Succulents

Southwest Boulder & Stone

St. Madeleine Sophie's Center

Sterling Tours, Ltd

Sunshine Care

Sunshine Gardens

Walter Andersen Nursery

Waterwise Botanicals

Westward Expos, L P

(names in bold have ads)

SDHS SPONSOR

GREEN THUMB SUPER GARDEN CENTERS

1019 W. San Marcos Blvd. • 760-744-3822

(Off the 78 Frwy. near Via Vera Cruz)

- CALIFORNIA NURSERY PROFESSIONALS ON STAFF
- HOME OF THE NURSERY EXPERTS • GROWER DIRECT



www.supergarden.com

Now on Facebook

WITH THIS
VALUABLE

Coupon

**\$10⁰⁰
OFF**

**Any Purchase of
\$60⁰⁰ or More!**

- Must present printed coupon to cashier at time of purchase
- Not valid with any sale items or with other coupons or offers
- Offer does not include Sod, Gift Certificates, or Department 56
- Not valid with previous purchases • Limit 1 coupon per household
- Coupon expires 2/28/2017 at 6 p.m.

sdhs



SAN DIEGO HORTICULTURAL SOCIETY

Established September 1994

OUR MISSION is to inspire and educate the people of San Diego County to grow and enjoy plants, and to create beautiful, environmentally responsible gardens and landscapes.

BOARD MEMBERS

Cindy Benoit – Membership Chair
Patty Berg – Volunteer Coordinator
Jeff Biletznikoff – Vendor Coordinator
Jim Bishop – President
B.J. Boland – Corresponding Secretary
Ray Brooks – Treasurer
Marilyn Guidroz - Secretary
Mary James – Program Committee Chair
Anne Murphy – Workshop Coordinator
Lisa Robinson - Member at Large
Ari Tenenbaum - Member at Large
Susan Starr – Newsletter Editor
Roy Wilburn – Outreach Coordinator

Let's Talk Plants!, the SDHS newsletter, is published the fourth Monday of every month.

Managing Editor: Susan Starr; newsletter@sdhort.org

Copy Editor: Lisa Marun; lisamarun@gmail.com

Advertising: Bob Clark; advertising@sdhort.org

Calendar: Send details by the 10th of the month before the event to Barbara Patterson at calendar@sdhort.org.

Copyright ©2017 San Diego Horticultural Society, Encinitas, CA.
All rights reserved. Not to be reproduced by any means for any purpose without prior written permission.

BECOME A SPONSOR!

Do you own a garden-related business?

SDHS sponsorships have high recognition and valuable benefits, including a link to your website, discounts on memberships for your employees, and free admission to SDHS events. This is a wonderful way to show your support for the SDHS. Sponsors help pay for our monthly meetings, annual college scholarships, and other important programs. Sponsorships start at just \$100/year; contact Jim Bishop at sponsor@sdhort.org. We thank them for their support.

IN THIS ISSUE...

SDHS NEWS

- 2 Meetings & Events
- 3 From the Board
- 4 To Learn More...
- 5 Pacific Horticulture
- 5 Discounts For Members
- 5 Garden Tapestries from Ramses Wissa Wassef Art Center
- 6 Spring Garden Tour
- 8 What's Up At San Diego Botanic Garden?
- 8 Volunteers Needed
- 9 January Meeting Report
- 9 Welcome New Members

OUR COLUMNISTS

- 10 My Life with Plants
- 11 Book Review
- 12 The Real Dirt on . . .
- 13 Trees, Please
- 15 Love Your Yard and Eat It, Too!
- 16 Going Wild with Natives

DIGGING WITH OUR MEMBERS

- 17 Sharing Secrets
- 19 January Plant Display

INSERTS:

Cactus and Succulent Society Winter Sale
Calendar/Resources/Ongoing Events



COVER IMAGE: Camels and Rhodiola above the tree line in Mongolia. Join us on February 13 to hear more about plant explorer, Payoti Keldaidis' search for succulents in unlikely places.

www.sdhort.org

NEXT MEETING: FEBRUARY 13 6:00 – 8:30 PM

SPEAKER:

Payoti Keldaidis on Looking for
Succulents in all the Wrong Places.

Meeting is open and everyone is welcome.
Admission: Members/free, Non-Members/\$15.

Congregation Beth Israel,
9001 Towne Centre Drive, San Diego 92122
(across the street from the Westfield UTC mall).
Parking is free.



Come join us on Monday, February 13, to hear from plant explorer Panayoti Kelaidis. If you have ornamentals in your garden, there's a good chance that you may have one of the hundreds of native plants from throughout Western United States and Mexico that Panayoti Kelaidis has introduced to general horticulture. Always on the lookout for succulents in his global travels, Panayoti will share some of the succulents he has found in places that will surprise you.

In addition to his background in Chinese literature and computer systems analysis, Panayoti has been Senior Curator and Director of Outreach for the Denver Botanic Gardens since 1980. There he has designed many garden plantings, including those for the world-renowned Rock Alpine Garden. He has also taken numerous collecting trips to, and done research in, South Africa, China, the Andes, and Europe. Many of his plant selections are available through Plant Select®, a nonprofit collaboration between Colorado State University and Denver Botanic Gardens.

Panayoti has also organized over a dozen regional and international gardening conferences in Denver and has given

MEMBERSHIP INFORMATION

Renewal information is at www.sdhort.org.
For questions contact membership@sdhort.org or call
Cindy Benoit at 760-473-4244.

MEETING SCHEDULE

6:00 – 6:45 Vendor sales, plant display
6:45 – 8:30 Announcements, door prizes, speaker

MEETINGS & EVENTS

FEBRUARY 18

Panayoti Kelaidis, on Looking for Succulents in all the
Wrong Places

FEBRUARY 25

Workshop: Everything about Tomatoes with Farmer Roy

MARCH 4

Private Tour of Resendiz Brothers Protea Growers
(Featured Garden) **Registration closed**

MARCH 25

Workshop: Earth Friendly Gardens with Dawn Standke

MARCH 13

John Bagnasco on Save the Roses! ...Preserving the Genetics
of Our National Flower for Future Generations

MARCH 25

New Member Orientation

APRIL 3

Scott Kleinrock on The New California Garden

APRIL 8

SDHS Garden Tour – Save the Date – see page 6

MAY 8

Karen Chapman on Foliage First

presentations to plant enthusiasts in cities around the world. Widely published in both popular and technical horticultural journals, he has also co-written and edited many books, most recently *Steppes: The plants and ecology of the world's semi-arid regions*. He has been the recipient of numerous honors and awards over the years, including: Award of Excellence from National Garden Clubs; 2000 Arthur Hoyt Scott Medal from Swarthmore College; Liberty Hyde Bailey Award of the American Horticultural Society; and a 2004 induction into the Colorado Nursery and Greenhouse Hall of Fame.

To learn more, visit facebook.com/panayoti.kelaidis and see page 7. 🌿



FROM THE BOARD

By Jim Bishop


New Year's Resolutions

Did you make a New Year's resolution to make new friends, get more involved in gardening, learn more, or volunteer more? Or maybe you made no resolutions at all, but have some free time and like working with people? Well, whatever your situation, the San Diego Horticultural Society is the place for you! Here are several current SDHS volunteer opportunities:

- We are looking for a volunteer to coordinate setting up before the monthly meeting. Donna Tierney and B.J. Boland have been coordinating since our move to Congregation Beth Israel, but would like to hand it off to someone else who can coordinate the setup activities.
- We can also use a volunteer to coordinate teardown after the meetings. We have storage space for meeting materials in the basement at CBI, so setting up basically involves collecting all of the materials and teardown consists of storing them. There are volunteers that can help the coordinator with both of these.
- We need volunteers for several upcoming events and activities: staffing information booths at gardening events (like the Spring and Fall Home and Garden Shows), the annual garden tour on April 8, and staffing our exhibit at the San Diego County Fair. If committee work is more to your liking, many of our committees need assistance scheduling and planning meetings and events, updating the website, writing articles for the newsletter, and communications. Or if you want to get even more involved, a number of board positions will be available next fall. If you would like to volunteer, please contact Patty Berg at volunteer@sdhort.org. You can also contact board members directly by clicking on the email links at: sdhort.org/contact.
- We are always looking for people to host a Featured Garden or workshop in their garden. Our monthly Featured Garden events are very popular. If you have or know of a garden that SDHS members would be interested in viewing, please contact Jim Bishop at president@sdhort.org. We are looking for gardens for the months of April through December.

You Could Be Our Next President

The photo below is of my SDHS membership card signed by our first president, Don Walker, in 1999. At the time, the Society was just five years old, but already growing quickly. On a Monday in September 1995, I had learned that I was being laid off from the company where I had worked for 13 years. Driving home that day, I had the flyer for the first meeting of SDHS in the front seat of the car. I lived near Quail Botanic Garden, where the first meeting was held, and I figured that since it was already a day of change and I needed some support, I would attend to see what it was all about. I was overwhelmed by all the smart plant people in the room, and quickly realized I could learn a lot from this new group. At the time, I never imagined joining the board, let alone being president.



Jim Bishop's Membership Card

For the next 10 years, I attended meetings whenever I could, often arriving late and sitting in the back row. Through a few fateful events, I would end up joining the board in 2009. I had little or no thought of becoming president, but after a few more fateful events, I became president in 2012. It has been a fun and great six years, but it is time for me to turn the leadership over to someone new.

I'm sure the above tale will inspire one or more members who have never thought about becoming president to consider the position. I encourage you to take the leap and volunteer to lead this dynamic organization yourself. Or, if not, maybe you have someone in mind that just needs a little nudge and the reassurance that they can do it. It is a wonderful opportunity to play a major role in the San Diego horticultural community. The most important qualifications are a passion for our mission and a desire to work with like-minded people eager to move our organization forward. You do not need to be a plant expert, although some knowledge doesn't hurt. Please contact me ASAP with your intention to serve or send questions to me at sdhspresident@gmail.com.

Continued on page 4

From The Board Continued

Spring Garden Tour

Online tickets for the Spring Garden Tour, In Sight of the Sea: Gardens of Point Loma & Sunset Cliffs, on Saturday, April 8, are now on sale at sdhort.org/tickets! To ensure that tour goers have an enjoyable experience and gardens don't become too crowded, we've capped ticket sales. This means that to guarantee your spot on the tour, you'll need to purchase your ticket online soon. If you prefer to pay by cash or check, tickets can be purchased at the February and March meetings. Tickets will no longer be available once our sales goal is reached.

SDHS members save \$5 off the general admission price per ticket. You will receive the tour map by email by Friday, April 7 and can check in at any of the gardens on the tour. You can learn more about this year's tour on our website and on page 6. Also, be sure to let your garden friends and people at other organizations know about the tour. This is one of the best garden tours in the county, and you don't want to miss it. You can purchase tickets, volunteer to help the day of the tour, and learn more about the tour gardens and featured plants in the gardens online at sdhort.org.

WRITERS WANTED

Let's Talk Plants is looking for some new writers to contribute to our newsletter. We have a wonderful group of columnists, but have space for more. In particular, we'd like to find someone to write about pests in our gardens: new invasive species, organic treatments, recent research on pesticides, etc. We're also interested in contributions related to landscaping, such as landscape materials, landscape design, and irrigation. Or perhaps you are passionate about a particular kind of plant and would like to contribute a few columns a year on aloes, bromeliads, roses or whatever your favorite might be.

If you are interested in contributing, please contact Susan Starr at newsletter@sdhs.org.

To LEARN MORE...

Plant Explorers

By Ava Torre-Bueno

Good God. When I consider the melancholy fate of so many of botany's votaries, I am tempted to ask whether men are in their right mind who so desperately risk life and everything else through the love of collecting' plants. Carl Linnaeus, *Glory of the Scientist* (1737)


Plant hunters want to bring the plants they find out of the wild, and into their own hothouses. Plant explorers want to paint or photograph new plants in order to record them for science, but often leave (most of) them in situ.

There is an information-dense web site about plant explorers and collectors. You could spend several days perusing this site alone: plantexplorers.com/index.html.

Here's a Nova presentation about flowers that follows plant explorers in China: youtube.com/watch?v=hm-D1d57bb0. It's charming to see how excited these explorers get when they find a rare plant. And here's an interview with one explorer to complement the video: pbs.org/wgbh/nova/flower/hinkley.html.

Another shorter video is on the Kew Botanical Gardens website. The video is about one of its most intrepid plant explorer directors, Joseph Dalton Hooker: kew.org/learn/library-art-archives/joseph-hooker/about-joseph-hooker. The Kew website could eat up most of your life if you let it!

SDHS SPONSOR

12755 Danielson Court Poway, CA 92064 (858) 513-4900 FAX (858) 513-4790 Open 9-5, 7 days a week		3642 Enterprise Street San Diego, CA 92110 (619) 224-8271 FAX (619) 224-9067 Open 8-5, 7 days a week
Free Garden Classes at both locations on Saturday mornings www.walterandersen.com		


SDHS SPONSOR

	<h2>Sunshine Gardens</h2> <p>It's time to plant ... Come on Down!</p> <p><i>We have just about everything the gardener in you is looking for:</i></p> <ul style="list-style-type: none"> ☛ Bedding Plants ☛ Shrubs ☛ Citrus ☛ Houseplants ☛ Vegetables ☛ Fertilizers ☛ Soils ☛ Seed ☛ Trees ☛ Pottery <p><i>When you're here also visit Elizabethan Desserts & Twigs by Teri</i></p> <p>www.sunshinegardensinc.com</p> <p>Open 7 Days Monday-Saturday 7:00-5:00; Sunday 9:00-4:00</p>	 <p>SUNSHINE GARDENS ENCINITAS 155 Quail Gardens Drive Encinitas (760) 436-3244</p>
---	---	---



PACIFIC HORTICULTURE

Artists and Their Eden: Gardens of Provence



Provence's weather, food, wine, and light have been attracting people since before the Romans first discovered it in the 2nd century BC. Two populations that have been particularly drawn to its beauty are artists and gardeners. In June, we will discover the work of some of

the area's finest landscape artists throughout the centuries as well as the gardens, views, and vistas that inspired the artwork of Renoir, Cézanne, van Gogh, Bonnard, Matisse, Gauguin, and Picasso. Vincent van Gogh once wrote to his brother Theo, "The whole future of art is to be found in the South of France." How right he was. In addition to the opportunity to enjoy the magnificent natural beauty of this area, this tour will bring you a greater understanding and appreciation of the artists' surroundings, as well as introduce you to some more contemporary notable gardens in southern France.

PacHort believes in supporting the power of gardens, and SDHS is a Pacific Horticulture Partner. Visit pachort.org for more tour information or to subscribe to Pacific Horticulture magazine. A special rate of \$24 is available for new and renewing members using discount code SDHS2016. 🌿

DISCOUNTS FOR MEMBERS

(see ads for more discounts)

Get a 15% discount at **Briggs Tree Co.**

(www.briggstree.com; tell them to look up the "San Diego Hort Society Member" account).

Get a 10% discount at **San Diego Botanic Garden** on Family/Dual or Individual memberships. Just state you are a current member of SDHS on your membership form. It cannot be done online, so mail it in or bring it to the Garden. Info: Josh Pinpin, jpinpin@SDBGarden.org.

Join **Grangetto's** FREE Garden Club for helpful info delivered to your inbox: grangettosgardenclub.com.

EXPERIENCE THE BEAUTY OF GARDEN TAPESTRIES FROM RAMSES WISSA WASSEF ART CENTER

For the first time worldwide, the garden-themed tapestries from the Ramses Wissa Wassef Art Center in Egypt are on display at the San Diego Botanic Garden in Encinitas through March 31, 2017.

These creations are the work of talented Egyptian artists who vividly celebrate the flowers of the desert, village scenes, and the Nile River in their work.

The tapestries on display are the legacy of an 'experiment in creativity' begun in 1952 by leading Egyptian architect Ramses Wissa Wassef. He was convinced that everyone is born with artistic gifts but that they only develop through practicing a craft from early childhood. To test his theory, Wissa Wassef installed looms in a workshop in the village of Harrania, six miles from Cairo, and invited village children to learn to weave. When they had grasped the basic technique, he encouraged them to depict whatever they would like, laying down only three rules: no copying, no preliminary designs, and no adult interference or criticism.

See these stunning tapestries (eighteen wool and six cotton) now on display in the Ecke Building at San Diego Botanic Garden daily from 9AM–5PM. The exhibit is free with paid admission or membership to the Garden. For more information, visit: SDBGarden.org/artshows.htm. 🌿



SDHS SPONSOR

10% DISCOUNT FOR SDHS MEMBERS



1452 Santa Fe Drive, Encinitas
760.753.2852 | barrelsandbranches.com

SPRING GARDEN TOUR

Gardens of Point Loma and Sunset Cliffs

Now is the time to buy tickets for this year's Spring Garden Tour. Winter rains promise to make this an especially beautiful tour, with plants at their finest. Ticket sales are limited and there will be no day of tour ticket sales. We expect to sell out, so purchase your tickets now at sdhort.org. Here is a preview of few of the gardens on the tour:

Horticulture Wonderland

This home features a collector's garden, reflecting the owner's passion for drought tolerant Mediterranean climate plants, with well over 500 different varieties from the Mediterranean, South Africa, Madagascar, Western and Southern Australia, Chile, and California. An intimate patio contains waterfalls and eight connecting ponds, a grape arbor, four-in-one pear tree, and espaliered apple and fig. A flagstone deck below the house offers the classic La Playa view of ocean and bay, downtown, yacht clubs, Shelter Island, and North Island. A large compost area recycles all greens from the property, with the help of a chipper. Three raised beds are used for vegetables and flowers, each with its own electric fence to keep out the raccoons.

The homeowner designed and installed all of the landscape areas. The hardscape was installed by contractor Bob Mahy of Mueller Custom Homes, who constructed the new house in 2007-2008 following demolition of the previous residence. Only a Meyer lemon and an old pineapple guava were

salvageable from the original structure; all other plantings are new. Other than the classic Mediterranean plants, the garden features abundant *Agave*, *Aloe*, *Aeonium*, many succulents and some choice dwarf conifers. *Acacia*, *Euphorbia*, *Pittosporum*, *Ficus*, and *Arbutus* are well represented. The owner grew the rare *Acacias* on the property from seed.

Singen Classic

When the owner of this home first moved in over 40 years ago, W. J. Singen was well known in San Diego for his natural looking tropical landscapes. Honored in 1998 Horticulturist of the Year by SDHS, Singen's gardens featured layers of plants displayed with art and set off by curving pathways. The owner befriended Singen early on, but could not afford to pay him to design her garden. Determined to have Singen's input nonetheless, the owner brought him to her property, where he agreed to draw lines in the sandy Point Loma soil indicating where pathways should be placed. The owner laid the paths herself, and Singen returned to suggest and place plants. Today, those plants have grown into a multi-layered garden marked by mature palms. The owner has added many of her favorite tropical and subtropical plantings to the gardens.

Recently, the owner completed a second story addition that takes advantage of the constant sea breeze and provides a wonderful ocean view. This change allowed for the conversion of part of the driveway into additional garden space for entertaining. The owner organizes garden tours in the U.S. and around the world; many of the treasures brought back from her adventures are displayed throughout the garden. She and her husband also collect countless found

Horticultural Wonderland



and repurposed items. One notable example is the large collection of aluminum peacock panels, originally found on many screen doors in the 1950s and 1960s, which now adorn the back wall of the house.

Today, walkways weave in and out through the garden occasionally opening to a view or seating area to sit and relax. A small pond and waterfall complete the tropical fantasy.

Artistic Asian-Style

This 1/3 acre property in Loma Portal was featured in the January 2017 edition of San Diego Home/Garden Lifestyles magazine. The house and garden were created by the owner, who was a custom home builder. The garden has strong Japanese and Asian influences with an entry gate, teahouse, red bridge, window adornments, and sculptures. However, the garden also includes many other styles of artwork selected by the owner. One notable piece consists of two ironwork horses by Temecula artist Ricard Breceda. The horses frolic on the front slope next to a boulder-filled creek bed that connects an upper and lower pond.

Located in full sun, the dry driveway garden contains many succulents and low water plants set among river rocks and garden objects with a recently installed 100-year-old olive tree at the center. A back garden, which recently replaced a lawn, creates another peaceful enclosed area featuring Asian plantings and artwork.



Santa Barbara Style

In spite of its classic Santa Barbara style and grace, this house and garden is surprisingly only eight years old. The thick walls of the garden and house, plus the classic Spanish-style windows and multiple outdoor spaces, give the home an old world ambiance. The house and hardscape have been well designed to provide maximum garden privacy, optimal use of small spaces, and eclectic horticultural interest.

The street-side front drive displays more than 100 species of cacti and succulents. The garden entrance is through an impressive gate that leads to a tropical front courtyard, which features a koi pond designed to give the garden a tropical feel while minimizing water consumption and taking advantage of the special microclimate and soils of the Sunset Cliffs area of Ocean Beach. A small bridge leads through the lush plantings to a back patio arcade that is framed around a custom outdoor fireplace and spa and fronts on a large bird aviary. The south side of the detached garage and house has been dedicated to a vegetable garden and 17 different varieties of bearing bananas. The garden includes built-in sand cast murals by well-known San Diego artist Charles R. Faust and others.

Noteworthy plants on the property include large cycads, such as sagos and dioons. A very old olive tree of unknown age is also in the front garden. The house and garden were created by Pacific Horizon Development and H.A. Casillas Landscape and Construction. 🌿



GARDEN-INSPIRED ART AND SPRING PLANTING JUBILEE

Monet and Van Gogh aren't unique in finding inspiration for their artwork from gardens. Two SDBG classes this month aim to bring out the inner artist in you. Sign up to create your own tropical garden Zentangle and design a beautiful translucent stitched color pencil book.

Don't forget that SDBG members get a fantastic discount on classes all year long, in addition to being able to come and enjoy our beautiful Garden 364 days a year. To register for a class, simply go online at SDBGarden.org/classes.htm or call 760/ 436-3036 x201.

Tropical Garden Zentangle:

You've seen the adult coloring books... now make your own with Certified Zentangle® Teacher, Janet Masey! If you can draw a circle or straight line, this art is for you. Zentangle is also a healing art. As you engage in the process, you will focus and have a sense of well-being. Saturday, February 11 from 1pm-3pm.

Translucent Stitched Color Pencil Book:

Working with color pencil on vellum is beyond fun. This simple book structure is a perfect way to create, draw, and stitch while blending color, ink, collage, and paint on two different but compatible surfaces. Participants will learn at least six different techniques in this workshop, including color pencil techniques on vellum, drawing flora shapes, color mixing, acrylic painting with abandonment, and book binding to stitch signatures in place. Saturday, February 12 from 9am-4pm.

Spring Planting Jubilee & Tomato Sale

Mark your calendars! This event is a plant lover's dream with a wide variety of herbs, spring plants, bromeliads, garden art, and implements available. The sale will also feature locally-sourced and grown tomatoes, vegetables, seeds, cut flowers and annuals, offered by Coastal Roots Farm. Garden experts will be on hand to answer questions and provide helpful advice on spring plantings and general garden care. This event is free with paid admission or membership. Saturday and Sunday, March 18-19 from 9am-5pm. Visit sdbgarden.org/springfest.htm for more information. 🌱

VOLUNTEERS NEEDED

Spring Home/Garden Show

Help us grow at the 2017 Spring Home/Garden Show. We will have an information table at this year's Expo, and it promises to be a wonderful show. Held at the Del Mar Fairgrounds, the show runs Friday, March 3 through Sunday, March 5. Volunteer for a 4-hour shift and spend the day before or after enjoying award-winning indoor landscape designs, a garden marketplace, and displays of everything imaginable for your home and garden. Admission is free and your parking cost will be reimbursed. Contact Patty Berg at pattyjberg@gmail.com. Have fun and introduce new members to all the benefits of SDHS!

Spring Garden Tour

Help Wanted for the SDHS Spring Garden Tour. The 2017 edition, "In Sight of the Sea," will be on April 8th this year in the Point Loma neighborhood. Have fun as a volunteer and enjoy the tour before or after your shift, as our guest. No special plant knowledge required. The ideal candidate is outgoing, dependable, and able to handle steps and hills. Watch for the sign-up on the website. Questions? Contact Patty Berg, Volunteer Chair, at pattyjberg@gmail.com.

For more ways to get involved in SDHS, see page 6 🌿



F. Oadbo

SDHS Volunteers Wanda Mallen & Gary Vincent

JANUARY MEETING REPORT

By Jeannine Romero

For an Australian, the transition from gardening with natives down under to gardening with the same plants in Southern California could very well be easier than one might think.

Jo O'Connell, a native Australian and owner of the Australia Native Plants Nursery in Ventura, California, told SDHS members at the monthly meeting January 9 that growing her homeland's plants in Ventura is "Easy. I think it's so easy."

While California and Australia share some climate characteristics, when she compares her more than 25 years of experience here with conditions in Australia, she states there are many plant varieties that actually do better here. For instance, she noted alkaline soil is more prevalent in Southern California, while acidic soil is more prevalent in Sydney. She noted humidity and bugs can be damaging to plants in Australia, and that an acacia is considered to be short lived there—in part because there is "so much attacking it," including wild animals. In fact, she was elated to have some acacias in Ventura still thriving 20 or more years later.

O'Connell, who was educated in horticulture at the University of Western Sydney, came here originally in 1989 to build a garden for John Taft in Ojai. She later decided to immigrate to California and begin her nursery business. Her nursery claims the largest collection of Australian native plants in the United States. She imports seeds, takes cuttings from her collection, and visits her homeland yearly to seek out new plants and varieties.

O'Connell has a library of information and, during the meeting, she outlined numerous varieties of Australian favorites (such as grevillea, protea, banksia, hakea, melaleuca, kangaroo paw, acacia, and even eucalyptus) that work in a variety of gardening conditions. She can identify for customers numerous varieties of Australian shrubs, trees, and ground covers that do well in tough conditions, including: heavy clay soil; shade; coastal environments; heat; drought; frost; and wind. She also has numerous recommendations for plants with purpose, such as for cut flowers, bonsai, aromatic qualities, attracting birds, bees and butterflies, and even varieties that will grow indoors. Her website, australianplants.com, lists hundreds of plants organized by conditions or purpose and includes information about how gardeners can contact her with questions.

She noted the most difficult request she helps gardeners with are recommendations for Australian plants that work well in small areas, noting that is not so easy with Australian natives. She said that most people don't realize that most of them grow large. Also, she noted, she has found that many

gardeners seek her advice on banksia, which often suffers from chlorosis, an iron deficiency that causes leaves to become yellow. She said that the condition can be corrected with iron chelate.

In other business during the meeting, one gallon plants were gifted as door prizes donated by Ausachica Nursery and Multiflora Enterprises. 🌿

WELCOME NEW MEMBERS

A warm hello to these new members:

John Albe	Jody Gabara	Joan Roberts
Debbie Albe	Karen Greenwald	Dawn Scolinos
Chuck Aldrich	Rudy Hanna	Chris Scolinos
Barb Benko	Diane Lischio	Virginia Sherwood
Leah Bloom	Eric Macy	Allen Sidwell
Doreen Borseth	Gaye Macy	Kathy Sorensen
Dave Burns	Denise Maher	DJ Starr
Alicia Clements	Margaret A (Marj) McDonough	Colleen Stein
John Collon	Barbara Naas	Linda Torgerson
Linda Dreyfuss	Sabrina O'Leary	Howard Vieweg
Jan Driscoll	Gregg Opgehorth	Dana Vieweg
John Driscoll	Adrienne Prezzano	Joe and Julie Walker
Susanne Dubois	Cheryl Pryatel	Lili Walsh
Berit Durler	Karen Reynoso	Andrew Wilson
Joan Fitzgerald	John Riechardt	
Earle Freeman		

SDHS SPONSOR



North County's Premium Supplier of
Bark • Topsoils • Mulch • Sod • Seed

641 Rock Springs Road
Escondido, CA 92025

www.greatsoil.com

VISA
MasterCard
Discover

No Added Greenwaste

Call Today! (760) 740-9191

HOME DELIVERY AVAILABLE

**SAVE WATER
APPLY MULCH**

Free Delivery on 10yds Bark or 15 yds Soil in San Marcos and Escondido

<p><u>PREMIUM BARK</u></p> <p>Mini Fir Nuggets • Shredded Fir Medium Fir Nuggets 3/8" Fir Bark Shredded Redwood/Gorilla Hair Shredded Mulch - Coarse and Fine</p>	<p><u>OTHER PRODUCTS</u></p> <p>Pumice • Perlite- #3 Decomposed Granite Black Lava Rock (small and large) Sand • Peat Moss Certified Playground Mulch Rubber Mulch</p>
<p><u>PREMIUM TOPSOILS</u></p> <p>Landscape Mix for Grass Planter Mix for Vegetable & other Gardens Container Mix for Greenhouse Plants Bio Retention Soil Palm Mix California Native Plant Mix Custom Mixes on Request</p> <p>MARATHON SOD & MARATHON SEED</p>	<p><u>SOIL AMENDMENTS</u></p> <p>Nitrolized Shavings 1:1 Soil Rejuvenation and Grass Topper Soil Conditioner 1:3 Concentrated Extra Strength Gypsum</p>

10% OFF
for the members
of SDHS



MY LIFE WITH PLANTS

By Jim Bishop

This is part three of a series about a Sept 2016 trip to view the wildflowers and scenery of Southwest Australia.

Strine Outback Bush Walk, Part 3:

Fabulous Fitzgerald, Heavenly Hakea, and the Best Banksia

After our visit to Cape le Grande National Park, we set out for Fitzgerald River National Park, a UNESCO-designated Biosphere Reserve. Unfortunately, the bridge across the mouth of the estuary had been severely damaged by a storm surge earlier that winter and it was closed to traffic. Luckily, a local we met at breakfast told us that it was still possible to cross the bridge on foot to access the park. So, Scott and I set out on our own with the entire park to ourselves. The road into the park climbs a steep quartz mountain which rises abruptly out of the ocean and contains 1800 species of plants. Minor differences in soils and climate account for 62 plant species found exclusively inside the park. As we crossed the cracked bridge and headed up the hill, we almost immediately encountered the first of these, *Hakea victoria*, the Royal Hakea. It has an upright structure about nine feet tall with large, thick leaves resembling kale around a central woody stem. Due to the growing conditions in the park, the leaves at the top are often white and cream, changing to more of tangerine color lower on the plant. This plant can be grown elsewhere, but rarely does it show the bright coloration of plants in the park. As we continued our walk,

Pimelea physodes 'Qualup bell'



Banksia coccinea

we soon encountered *Pimelea physodes*, commonly known as Qualup bell. It is the most spectacular member of the genus due to its large, pendant bell-shaped pink and soft yellow flower heads.

We had planned to see the more western part of Fitzgerald River National Park, almost a full day's drive away, however the road was closed either due to flooding or an outbreak of the plant pathogen *Phytophthora cinnamomic*, dieback disease. About 40% of the plants native to Western Australia are susceptible to the disease. All trails we visited in the region provided brushes at the entrance for visitors to remove dust from their footwear. Several parks require that cars be recently washed, including the tires. It is believed that more frequent visits by tourists driving from the east have facilitated the spread of the disease to new areas. Many of us know the *Phytophthora* in our own gardens which causes otherwise healthy plants to suddenly wilt and die. Many of our California native plants are killed by infections which occur after a watering in summer with warm soil. In Southwest Australia, the disease has devastated entire areas of native plants.

As we continued our drive west, we saw still more and previously unseen wildflowers. Since the beginning of the trip, we were amazed at the variety and number of Banksias in Australia. They varied from large stands of small tree-shaped ones to very low-growing species that send up almost foot-long brush-like flowers away from the central bush. However, we knew that the Banksia we wanted to see most was in the area around Bremer Bay. And sure enough, growing in the ditches alongside the road to Bremer Bay was the *Banksia coccinea*, the Scarlet Banksia. As the name suggests, the flowers are scarlet. However, they are also white, and it looks as though thick red and white yarn was croqu coasted together in cornrows to create the conical flower. This must be one

of the most beautiful flowers in Australia. Growing nearby were several other species of *Banksia* that, if not for being overshadowed by their showier cousin, would have been stop-worthy in themselves.

The next day, we headed back inland to Stirling Range National Park. The mountains and hills look a lot like those in Arizona, but with an entirely different plant pallet. From a distance, the short growing plant communities that hug the mallee heathland hillsides look a lot like our own native chaparral. However, as is the case with many Australian national parks, ninety plant families, 384 genera, and over 1500 plant species occur there, 87 species of which are found nowhere else. Most notable to us was a species of grass tree, *Kingia australis*, which, as compared to the grass trees from lower elevations, grows taller and has a long trunk and multiple flowers heads. Cycads, terrestrial orchids, a few more variations on *Banksias*, and pea bushes also caught our attention. On leaving the park, we encountered our only viewing of an emu, running down the road and quickly disappearing into the bush. A short while later, we stopped to get a close-up look at *Eucalyptus tetraptera*. As the name suggested, it has 4-sided flowers that are bell shaped and also are an eye-catching scarlet red.

Stay tuned for Part 4 of my Southwest Australia tour next month. 🌿

SDHS SPONSOR

Don't just dream it.
Grow it!



AGRISERVICE

Now offering a fast and no-mess solution to compost and mulch application with our blower delivery service.

Compost • Mulch • Organic Recycling

www.agrisserviceinc.com
orders@agrisserviceinc.com

Julia Mattern
(760) 216-3385

BOOK REVIEW

In Full View: Three Ways of Seeing California Plants

By Glenn Keator, Linda Yamane, and Ann Lewis

Reviewed by Caroline McCullagh

Well, here I am back on duty. I missed last month because I broke my shoulder and couldn't manage the keyboard. This gave us all a fun opportunity to go back in time and revisit a review of *Creating and Planting Garden Troughs* in a reprint of the first review I did for the SDHS back in July 2002.



In Full View is a strange little book, published by Heyday Books. Heyday has an interesting catalog you might want to check out. Glenn Keator, the lead author, is a botanist and teacher who specializes in the native plants of California. He has eleven other books listed on Amazon. Linda Yamane is Native American of the Rumsien Ohlone tribe. She has one other book listed, a children's book on basket weaving. Ann Lewis is the illustrator and her past works include 27 prints and collages.

For most of the 27 plant categories, Keator writes a short essay from a botanical perspective. His writing is graceful, and he doesn't slip into the scientific jargon that can sometimes be so off-putting. Yamane's essays and some poems give us the Native American history and use of the plants. She often shares personal memories of how her parents and grandparents used various plants.

For me, the least interesting part of the book was Lewis's collages, but I very much liked her various leaf prints. All the illustrations are in black and white. I think color would have made them much more appealing.

The categories that Keator, et al. cover include mushrooms, lichens, seaweeds and algae, mosses, ferns, horsetail, Monterey cypress and Monterey pine, blue gum eucalyptus, willows, coyote bush, blue bush lupine, bush monkey flower, poison oak, berries, stinging nettles, soaproot, manroot, California poppy, mustards and radish weed, cow parsnip, poison hemlock, blue dicks, Douglas iris, sedges, cattail, yerba buena, grasses, and wildflowers.

If you were paying attention as you read the list, you noticed one plant category that didn't belong in a list of California natives: eucalyptus. Keator includes it because, he writes, most people assume it is a native. I don't follow his logic, but the essay he writes is interesting, so we'll give him a little leeway.

In fact, eucalyptus is a native of mainland Australia and Tasmania and was brought to California in the mid-1800s and to San Diego County in the 1880s. Planted to provide lumber for railroad ties, it turned out that the wood was not suitable for that use. Some species are now considered an invasive weed. 🌿

THE REAL DIRT ON . . .

Sir Harry James Veitch

By Carol Buckley

Perhaps the Chelsea Flower Show's existence owes more to one person than any other: Sir Harry James Veitch. Born in 1840, Veitch was the great grandson of a Scotsman who immigrated to England and ended up managing the gardens at Killerton House in Devon, and who, with land given to him by the baronet, later started what became a nursery dynasty.



In 1863, Harry's uncle and father, James, decided to split operations, with James opening James Veitch & Sons in Chelsea, London. This was the Victorian heyday of gardening and botanical exploration, and the Veitch nurseries dispatched plant hunters, including Frederick William Burbidge, Richard Pierce, and Charles Curtis, to the ends of the earth "discovering" new cultivars. In an innovation for nurserymen, these specimens were protected in greenhouses that lined Kings Road and Brompton Road in Chelsea.

Harry Veitch, who took the reins of the business after the death of his father and older brother, ran a tight ship. He managed additional sites and, by the time he was 40 years old, employed 400 workers. The heads of the various departments of this famous nursery were highly respected, and many future gardeners of large estates were educated at Veitch's.

Harry was a trained horticulturalist and was known in particular for the hybridization of orchids. He began working for his father at age 14 and continued his education in Germany and France and at University College, London. He received many awards in his lifetime, including the Order of Légion d'Honneur. He was the first nurseryman to be knighted - by George V for his work with the Chelsea Flower Show. He was also Chairman of the Orchid and Committee of the Royal Horticultural Society and the Gardener's Royal Benevolent Institution for many years.

Harry participated, along with Sir Joseph Hooker, in the first international exhibition ever held in Russia, in St. Petersburg, in 1869. He had been involved with the Great Horticultural Society Exhibition in London in 1866, and when he revisited the idea, in 1912, he was the only surviving member of the orchestrators. The 1912 show was housed in the Royal Chelsea Hospital. In 1913, he was tasked with

moving the Royal Horticultural Society flower show from South Kensington to the hospital.

Known for his energy and commitment, Harry retook the helm of the firm, at age 70, after the death of one nephew; he closed the Veitch Chelsea nursery in 1914 after the death of his other nephew. Harry died a few years after his wife, Louise Mary, in 1924, leaving no heirs, except the plants he cultivated.

Popular with royalty from its inception, the Chelsea Flower Show held its centennial in 2013 and is still going strong. It is scheduled again for May 2017. 🌿

SDHS SPONSOR




California's Native Plants

Available at your local
garden center

www.moosacreeknursery.com

760-749-3216

SDHS SPONSOR



SHOP FOR PLANTS. LEARN ABOUT SUCCULENTS.

cacti.com

SERRA GARDENS LANDSCAPE SUCCULENTS

TREES, PLEASE

Have a Cup of Tree and Other Tree Food For Thought

By Robin Rivet

Valentine's Day isn't associated with trees, but trees are the origin of the roses and chocolate we offer to special loved ones. The fragrance and velvety allure of roses are legendary, but are rarely gifted in Alice in Wonderland tree form. And visualizing boxed chocolate's origin from seeds inside lemony, pulpy, tropical tree fruit seems vaguely bizarre, particularly since *Theobroma cacao* (the chocolate, cocoa or cacao tree) is unfamiliar in arid, but flora-rich San Diego.

Nevertheless, cacao's peculiar habit of forming fruit along its main trunk and older branches (called cauliflory) is characteristic of locally grown figs, jaboticabas, papayas, and redbuds. Cacao fruit is typically roasted and sometimes fermented, then later processed with sugar cane before becoming the sweet confection revered worldwide. Grown mainly near the equator, chocolate trees can reach 40 feet and are pollinated by thousands of gnat-like midges common to humid, tropical regions. (Perhaps we should be grateful cocoa is grown elsewhere!) The humble beginnings of our beloved cup of Joe are also sourced from tropical plantations. So-called "coffee beans", which are really indehiscent fruits, or drupes from *Coffea arabica* and *Coffea canephora* trees, are subjected to a sequence of processes as they go from tree to coffee mug including picking, sorting, milling, grading, aging, and roasting. Yanked fresh off the tree, neither coffee nor chocolate beans would taste familiar to us, but both contain caffeine and both regularly enhance our culinary experiences.

Another caffeinated, tree-derived beverage is steeped from the leaves of *Camellia sinensis*. Unlike chocolate and coffee trees, tea trees are familiar ornamentals in Southern California. Green, oolong, white, and black teas are all made from leaves of the same species; the degree of leaf oxidation is the determining factor for the resulting type of tea. White tea comes from unoxidized young



Chocolate fruit

leaves and buds and green tea comes from leaves that are not oxidized. Black tea is the most oxidized form and has the strongest flavor and highest amount of caffeine.

Don't care for caffeine? There's always gin and tonic. Quinine is extracted from the bark of the *Cinchona officinalis* tree, while gin's distinctive taste gleams from juniper berries. (Gin is a shortened version of the older English word genever, from the French word for juniper, *gevièvre*.) The alpine conifer *Juniperus communis*, or common juniper, produces the bitter, fleshy, female seed cones we call berries. The seed cones are also a basic ingredient in a traditional Finnish ale known as sahti and many other alcoholic beverages, and they are commonly dried and, due to their strong flavor, used sparingly to flavor meats, sauces, and stuffings.

American root beer was originally concocted with *Sassafras albidum* tree roots until 1960, when the FDA banned its use in commercially mass produced foods and drugs due to its link to liver damage and various types of cancer. Ironically, safrole (the banned compound from sassafras root) occurs naturally in nutmeg (*Myristica fragrans*) and *Cinnamomum verum* tree bark, the source of genuine cinnamon. Allspice, clove, and caper buds also emerge from trees; and if you ever feel like a giraffe, you can munch on the tender young foliage of hawthorn, linden, beech, or even weeping birch trees, although the latter tend to be bitter. *Moringa oleifera*, otherwise known as the horseradish tree or miracle tree, not only boasts edible leaves, roots, and pods, but the seed oil is utilized to purify water and has potential use as a biofuel. Go ahead, drink from a tree.

Member Robin Rivet is an ISA Certified Arborist, UC Master Gardener, and City of La Mesa Environmental Commissioner. She can be reached at treetutor@gmail.com. 🌿



Sorting Coffee Beans

SDHS SPONSOR



Garden Design & Maintenance

Custom Design ♦ Hardscape
Native Landscapes ♦ Patios
Lighting ♦ Fences
Drainage ♦ Irrigation ♦ Repair
Installation ♦ Consultation

3685 Voltaire St., San Diego 92107

619-223-5229

Coastalsage.com

SDHS SPONSOR

Sophie's Organic Garden



By purchasing garden items from Sophie's Organic Garden you are providing the opportunity for over 400 adults with developmental disabilities who attend St. Madeleine Sophie's Center to discover, experience and realize their full potential.

\$10 off with this coupon*

2119 E. Madison Ave. | El Cajon, CA 92019

www.stmsc.org | 619.442.5129

Open Mon – Fri 8 to 4 (year round) and Sat 9 to 3 (Mar 15th – Jul 15th)

*With purchase of \$50 or more

SDHS SPONSOR

Over 500 types of
stone and boulder for your
Water-Wise Garden.

Flagstone
Pavers
Pathway DG
Boulders...
and so much more...

Our creative and
knowledgeable staff
will help you make the
best selections for the
garden of your dreams.



Natural Stone & Boulder Supply

1 800 KRC ROCK (1 800 572-7625) www.KCRCRock.com

San Marcos (760) 744-1036

Poway (858) 748-3953

Lakeside (619) 443-8153

SDHS SPONSOR

Great Results Start with Great Soil!



KelloggGarden.com
is proud to support the
San Diego Horticultural Society
for a greener world



LOVE YOUR YARD AND EAT IT, TOO!

Winter Fruit Tree Care, Part 2: How to Prune Fruit Trees

By Ari Tenenbaum

Fruit tree pruning, like so many garden topics, can lead to heated debate as to the proper approach and methodology. While there is no “right” way to prune a tree, there are some wrong ways. Before getting into specifics for fruit trees, let’s review some basic arboriculture facts with regards to two types of cuts:

1. Heading cuts (see image) bring a branch back to a lateral bud. This type of cut stimulates dense growth and branching below where the cut has been made. While this practice can be useful for certain ornamental shrubs, it is not generally recommended for trees because it encourages dense branching that often has weak connections.



Heading cuts stimulate dense growth and are sometimes used for ornamental shrubs.

2. Thinning cuts (see image) remove an entire branch or shoot at a point of connection to another branch. Thinning cuts heal more readily and do not result in the abundant branching associated with heading cuts.

Despite these facts, many fruit tree pruning books and videos will advise heading back all new growth by 1/3 each winter. Part of the reason for this recommendation is that large-scale farms have used heading cuts to induce heavier production on younger trees, often at the expense of the overall long-term health of those trees. Many industrial farms will also use massive hedgers to rapidly prune all trees uniformly. While the practice of heading back new growth might make sense for large agricultural operations, it is almost never a good idea for home-scale orchards and landscapes. Instead of heading back growth, I recommend a more mindful approach to pruning that relies on thinning cuts and training techniques to develop trees that have strong branch structure.



Thinning cuts promote strong branch structure and higher quality fruit

This leads to higher quality fruit, fewer problems with pests and disease, and overall improved long-term health of the trees.

For stone fruit, an open vase shape is the preferred training style, while most other fruit trees are shaped to a central leader system. In an open vase tree, the center is left open and scaffold branches (usually 3-5) extend outward from the center. If you were to view an open vase tree from above, it would resemble a cupped palm with fingers extending outward. In a central leader system, scaffold branches radiate out from a primary central leader. Christmas trees are a good example of a central leader branch structure, but not all central leader trees have such a regular branching pattern.

For both training systems, the first priority when pruning is to remove branches that are dead, diseased, damaged, or dysfunctional (often called the four Ds). Once this has been done, the next step is to give each branch room to breathe. If two branches are touching, one should be removed to give the other space. For fruit trees in particular, it is critical to consider how fruit will affect a branch later in the season. A branch that is upright this winter may hang down in summer when it becomes heavy with fruit. Branches that are on top of one another may prevent sunlight from reaching lower branches and result in lower quality fruit. Some branches may be kept this season with the intent to remove them the following year. Trees are long-lived organisms and careful consideration of future growth will help guide your pruning strategy.

Ultimately, pruning is part science and part art form. The only way to get good at it is to get out there and give it a go. Adhering to common sense arboriculture principles, and using thinning cuts as opposed to heading cuts, will help ensure that your trees grow strong branches and are less susceptible to pests and diseases.

Ari Tenenbaum holds a B.S. in Plant Science from UCSC and is a landscape designer and contractor in San Diego. His company, Revolution Landscape, specializes in the design and installation of edible and eco-friendly landscapes. 🌿

GOING WILD WITH NATIVES

Ants and Their Impact in Your Garden

By Susan Krzywicki

Native plant expert Greg Rubin has been finding solutions for a cultural issue that is killing our native lilacs (*Ceanothus*), manzanitas (*Arctostaphylos*), mallow-like plants, and mounding perennials. His detective work over the past two years yields a culprit: Argentine ants. These ants are likely placing insects like scale and aphids all over the roots, which literally suck the life out of the plant from below.


Three indicators that Argentine ants are present:

- Look for tiny black/brown non-biting ants after pulling back mulch from the base of the plant and in a few random areas nearby.
- Look for little bumpy scale insects at the base of the trunk or higher. These may be white, gray, or brown, and can be hard to detect because they look like rough bark.
- Look for weeds like Veldt grass, spurge, purslane, or chickweed around the base. The ants love to eat the small fleshy seed attachments and end up planting the seed as they go.

How Argentine ants impact plants:

The ants loosen and remove soil from the roots, and Greg believes they place scale all over them. This may be partly responsible for downing trees during storms.

Additionally, ants thrive on aphid honeydew. The ants will vigorously defend their “grocery store,” even attacking ladybugs and lacewings trying to eat the scale or aphids. Ants may also attack honeybees in competition for the nectar.



Ceanothus Untreated: Before treatment, Argentine ant infestation of this Ceanothus resulted in limb die off.

Localized Solution (Step 1):

Treating an infestation involves first spraying the plant with a general insecticide and drenching the soil underneath. This is done for plants that have lost a lot of leaves and appear in danger of imminent collapse. Greg uses Bayer Advanced Complete Insect Killer in a hose-end sprayer. Apply AFTER flowering so bees will not be affected.

Spray just the plant and immediate understory - you do not want to kill the rest of the ant colony yet. The workers need to live long enough for Step 2: targeting ants with a bait that works to kill the queens.

Eradicate Ant Nests (Step 2):

Worker ants live about 40 days, while queens can live 15 years, pumping out a thousand babies per month, and there may be hundreds of queens in a garden. Greg uses Advion ant gel, especially during the warmer months when the ants are most active, knocking out most of the colonies within a week. The gel is applied generously with placements at all active trails, nest sites, and foraging areas. Advion acts slowly as, over time, worker ants bring the poison back to the nests and feed the queens.

It's possible that Argentine ants may be responsible for as much as 80% of native plant mortality, so try this process at the first sign of their presence. If you'd like to learn more about this topic, Greg has a longer article with additional photographs; email him at greg@calowndesign.com to request a copy. 📧

Susan Krzywicki is a native plant landscape designer in San Diego. She has been the first Horticulture Program Director for the California Native Plant Society, as well as chair of the San Diego Surfrider Foundation Ocean Friendly Gardens Committee and is on the Port of San Diego BCDC for the Chula Vista Bayfront.



Ceanothus Treated: Following pruning of decayed areas and localized and nest level treatment, the same Ceanothus shows no signs of the previous infestation.

DIGGING WITH OUR MEMBERS

SHARING SECRETS

Edited by Dayle Cheever

This column is written by you, our members! Each month, we'll ask a question and print your responses the following month. You can find copies of previous Sharing Secrets on our website at sdhort.wildapricot.org/SharingSecrets?eid=1093874. Also, you can continue the discussion by adding new replies online to Sharing Secrets topics.

The question for February was: What is your 2017 garden resolution and how do you plan to implement it?

Vivian Blacky: To prune back heavily this year, because of all the rain and potential growth. I started already with orange, fig, and persimmon trees.

Lisa Rini: When water-loving plants die, my resolution (a continuation of a resolution in 2016) is to: Not replace them at all, or find a suitable low water-using plant substitute, or find some creative way to fill the space (e.g. glass, pinecones,

driftwood, or boulders)... anything that does not require water!

Susi Torre-Bueno: Now that I have retired as the editor of the SDHS monthly newsletter, I have more time on my hands, so I plan to do more of the garden chores myself (instead of having our gardener do almost all of it). It's great exercise, very relaxing and rewarding, and if I do some every day, it is a pleasant task rather than an onerous burden. I'm also hoping to try to stick to finishing one small area before flitting off to another part of the yard, no matter how much the weeds or pruning or deadheading, is calling to me from afar.

Giana Crispell: We will be moving by month's end to a smaller place, from ½ acre to about 7500 square foot lot. The landscaping has not been updated since the 1970's (ugh), so there's a lot to be done. This time around, simpler design, lower maintenance, greater use of California natives, and of course, water-wise!

Mike Binder: Better and more regular fertilization. Adding worms to soil and adding the task "fertilize fruit trees/roses/groundcover, etc."

Continued on page 18

SDHS SPONSOR

NORTH COUNTY'S MOST UNIQUE ASSISTED LIVING COMMUNITY



Call for a Personal
Tour of our Homes,
Greenhouse and
Organic Fields.

858-674-1255 x 202

**SUNSHINE
CARE**

*A Community of
Assisted Living Homes*

Member of the
SD Horticultural Society

www.sunshinecare.com

12695 Monte Vista Road
Poway, CA 92064

Lic#374601087

Specializing in Memory Care, Intergenerational Programs and Horticultural Therapy

- 7 care homes on 32 acres featuring 5 organic gardens, a greenhouse, fruit orchards, and California wildflowers.
- Organically grown fruits, vegetables and herbs used in our home cooked meals.
- Only 15 minutes from Del Mar and La Jolla on Route 56.
- FREE ongoing *Garden Lecture Series* with Farmer Roy Wilburn. For serious garden enthusiasts. Join us monthly, on the 3rd Saturday, at 10:30 a.m.
- Composting & Vermiculture Program
- Award-winning Intergenerational Seed to Table Program.



SDHS SPONSOR

FIND A DESIGNER NEAR YOU!




Association of
Professional
Landscape
Designers
San Diego District

Go to **www.
apldca.org**
and type in
your zip code.

APLD—Where Residential Landscape Design Begins

SDHS SPONSOR



Solana Succulents
355 N. Hwy 101
Solana Beach, CA 92075
(858) 259-4568
www.solanasucculents.com

This 340-page, 1000+ color photo book is both a cultural overview and encyclopedia of aloes and agaves in cultivation. These African and Mexican plants are shown thriving in our Southern California suburban habitat, with growing advice and observations from a local succulent nursery owner. Also shown and discussed are the smaller related genera, such as yuccas, beaucarneas, haworthias, gasterias, etc..

Available late April 2016. Quality softcover, retail (est.) \$39.00. Please contact the author at Solana Succulents if you'd like to pre-order.

We are a retail nursery specializing in both common and rare succulents for container culture or landscape. Design help is available.

Open Wednesday - Saturday 10-5
Sunday 12-4

DIGGING WITH OUR MEMBERS

Sharing Secrets Continued

Nancy Carter: Find a happy home for more of the succulent pups and other usable trimmings from my garden by timing cleanups better to correspond with upcoming plant exchanges.

Al Myrick: To be more at one with nature.

Cathy Talka: I will take out all the plants that aren't water smart for the North Escondido area of San Diego County. I may ask my husband to start tomorrow, as it has rained and they are easier to remove when the soil is wet.

Candace Kohl: I worked very hard on my garden last year and it looked wonderful. This year, my plan is to work less hard, allow it to be less perfect, and to spend more time enjoying it.

Tynan Wyatt: My resolution is to put in hardscape before I buy more plants. A nice saying I heard was, "Hardscape is the bones of the garden, the plants are the flesh." If I can stick to my resolution, then I might just be able to get more plants in the ground than go into pots!

Sharon Ward: In April, I'm moving back to my house with a very large yard in San Marcos. I'm going to plant all the potted plants and trees on my deck in the yard and free them.

Stephen A. Zolezzi: New Year's resolution: get rid of as many pots as possible! If planted properly the plants will flourish, take less water, be less susceptible to heat spells, and best of all, I can spend more time enjoying all the hard work!

Debra Lee Baldwin: I hope to make my garden more bird-friendly in respect to food, water, and shelter (i.e., provide feeders, nesting boxes, birdbaths, the 'right' shrubs and trees, and use no chemicals). I am also planting milkweed again for the monarchs—so very important!

Gerald D. Stewart: My 2017 garden resolution is to stop buying plants (bareroots being the exception at the moment) until all impulse buys that are still sitting around in pots are planted in the ground, or those for container use are planted in containers large enough that they won't fry if overlooked during a heat spell.

Suzy MacGillivray: As a brand new member, I'm not used to sharing secrets... it may reveal some shortcomings! But my New Year's resolution is a decent one for 2017 because, for once, my resolution has been resolved! I finally finished a new deck in early September, for the back of the house, in order to see over the Taj Mahal my new neighbors completed (that is a whole different story). It was 18 months in the making as permits, variances, adherence to code requirements, etc., were necessary for compliance. The downslope, of about 20 feet by 20 feet, made the whole facelift look naked and abused compared to the snazzy new deck. However, I had been collecting bits and pieces of hardy and xeric plants and shrubs since mid-2016. Then I got some bigger trees, and better plants. When to plant? The initial plan was mid-September 2016, but conflicted schedules got in the way. New Year, I resolved that I would get the garden planted ASAP! On January 3, 2017, I accomplished my resolution to finally get my numerous trees, shrubs/groundcover, and mulch (and most of the required drip) installed!!! 🌱



Plant shopping at January SDHS Meeting

DIGGING WITH OUR MEMBERS

Iris germanica 'Pink Attraction' REBLOOMING IRIS
(Iridaceae) Horticultural Hybrid

This tall reblooming iris has "ruffled" pink flowers and a pale orange beard, plus a sweet fragrance. It can grow two to three feet tall and does best in full sun with good drainage. In a Vista garden, it has bloomed since 2003 with flowers in January, February, April, and October. It was hybridized by E. Hall in 1988. (Susi Torre-Bueno, Vista 1/17) – S.T.B.

Kalanchoe marnieriana MARNIER'S KALANCHOE
(Crassulaceae) Madagascar

This handsome succulent from Madagascar grows one to two feet tall and can spread to two to three inches wide. The downward facing rose-pink bell-shaped flowers bloom winter to spring and provide a good contrast to the flat blue-green rounded leaves. Grow it best in full sun to light shade in easily-drained soil with low water (some sources say it is drought tolerant). The leaves turn pinkish in the winter. (Susi Torre-Bueno, Vista, 1/17) – S.T.B.

Montanoa atriplicifolia YUCATAN DAISY, TREE DAISY
(Asteraceae) Mexico

A wide-spreading woody plant with vine-like behavior; it may drape itself over other plants in search of sun. The fragrant winter blooming daisy flowers appear where they find sun. It is also known for its unusual fruit shape. (Marie Smith, San Diego, 1/9/17) – S.L.

Salvia pulchella x *involucrata* ROSEBUD PINK HYBRID SAGE
(Lamiaceae) Mexico

Grows best in full sun with regular watering but it will survive with low water. Average size is 2' high by 5' wide. Its brilliant tubular magenta blooms are set off by deep green heart-shaped leaves. Blooming spring through fall, hummingbirds love it. (Sheila Busch, Escondido, 1/17) – S.L.

In addition to the plants described above, the plants listed below were displayed; all have been described previously.

Plants marked '3' are fully described in the SDHS Plant Forum Compilation, available online for FREE at tinyurl.com/Plant-Descriptions.

3 *Aloysia virgata* BUBBLEGUM PLANT, SWEET
ALMOND VERBENA (Susi Torre-Bueno, Vista, 1/17)

3 *Iris* 'Ruth's Love' REBLOOMING IRIS
(Susi Torre-Bueno, Vista, 1/17)

3 *Salvia sagittata* ARROWLEAF SAGE
(Susi Torre-Bueno, Vista, 1/17)

Bromeliad billbergia PENILINEANA
(Sue Fouquette, El Cajon, 1/9/17)

SDHS SPONSOR



Anderson's La Costa
Nursery & Design Center

**10% Discount for
SDHS Members**

400 La Costa Avenue
Encinitas

Open to the Public

Daily 9am to 5pm

(760) 753-3153

andersonslacostanursery.com

Over 100 Years of Gardening Experience...

Please Join Us

Membership is open to all interested individuals.
Membership in San Diego Floral is a great
way to meet other gardening and
horticultural enthusiasts.

Membership Includes

- Subscription to California Garden, our bimonthly magazine
- Borrowing privileges from our extensive Horticultural Library of 3500+ books
- Reduced fees for selected events
- Quarterly meetings with informative programs
- Regular newsletters



Don't Miss Out
sdfloral.org/membership.htm

1650 El Prado #105,
San Diego, CA
92101-1684

sdfloral.org

SDHS Nametags

**Sturdy magnet-
back nametags
are just \$10**



To order go to
<https://sdhort.wildapricot.org/Shop>
or buy one at any monthly meeting.

JANUARY 2017 PLANT DISPLAY

By Sherrill Leist and Susi Torre-Bueno

What is the Plant Display?

Each month, members bring in plants, cuttings, or flowers and put them in blue bottles on our display tables at the monthly meeting. What a great way to see which plants grow well in our area. EVERYONE is invited to participate. All plants are welcome. Write descriptions similar to those below and put them with your plant(s).

Join the fun and bring something to the next meeting. We thank those people who brought in plants to show to other members.

Available FREE on our website:

All 22 years worth of plant descriptions!

Go to tinyurl.com/Plant-Descriptions.

Aechmea pineliana (Bromeliaceae) Brazil

The leaf coloration of this bromeliad varies from bronze-green with gray banding in full shade to pink, yellow, and orange in partial or filtered sun. It blooms in a cylindrical inflorescence of yellow flowers with red bracts, generally in May or June. Indoors or in the garden, potted or in the ground, this plant is happy as long as it has well-draining soil and is not in full sun or subjected to frost. It can grow up to about two feet tall. (Sue Fouquette, El Cajon, 1/17) – L.M.

Aloe jucunda (Aloaceae) Somalia

This small, endangered aloe grows only three to five inches tall and is reported to have stalks with up to 20 pink one-inch long flowers on and off all year. In Vista, it has bloomed in January, April, and November. It does best in part shade and needs protection from full sun. According to Wikipedia, it "occurs only in dry forests on limestone at altitudes from 1060 to 1680 meters, within a very restricted range about 30 km across on the Gaan Libah plateau. Due to its narrow range, occurrence in only three locations, and the continuing degradation of its habitat, *A. jucunda* is currently classified as critically endangered by the IUCN." However, despite this status, it is readily available in nurseries. (Susi Torre-Bueno, Vista, 1/17) – S.T.B.

Dendrobium (DEN.) Hilda Poxon

(*Den. speciosum* x *Den. tetragonum*) Australia

This compact orchid averages 19 feathery flowers per inflorescence. About two inches across, the small yellow or white flowers are known for a delightful fragrance. Keep the plant moist from spring to summer in a tight pot with free-draining media. (Charley Fouquette, El Cajon, 1/17) – S.L.



Dendrobium (DEN.) Hilda Poxon

SDHS SPONSOR

SOUTHWEST ESTD 1989
BOULDER & STONE

**Landscape
Rock & Supply
Superstore**

We Deliver!

**4 Convenient
SD Locations**

**PACIFIC BEACH • CHULA VISTA
ESCONDIDO • FALLBROOK**

SOUTHWESTBOULDER.COM

“Real Estate That’s Down to Earth”

Your San Diego County Residential Expert



Patty Berg

Knowledge - Experience - Integrity
Castle Capital Corp. BRE 00762745
760.815.0625 PattyJBerg@gmail.com



**Mark your calendar for the
Spring Garden Tour
on April 8.
See page 6.**

Singen Classic

SDHS SPONSOR



Free Videos On Demand

Learn Online How to Create a WaterSmart Landscape!

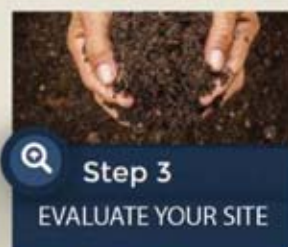
- 17 short lessons for homeowners on landscaping essentials:
 - Build healthy soil
 - Shape outdoor spaces
 - Create curb appeal
 - Irrigate like a pro
- Available 24/7 – whenever and wherever you are!
- Downloadable materials & other resources



Step 1
IDENTIFY YOUR
LANDSCAPE TARGET



Step 2
CREATE A PLOT PLAN



Step 3
EVALUATE YOUR SITE



Step 4
DESIGN YOUR WATER-
SMART LANDSCAPE



Step 5
IMPLEMENT YOUR PLAN



Step 6
CARE FOR YOUR WATER-
SMART LANDSCAPE



Visit WaterSmartSD.org



San Diego County Water Authority

SPRING SEMINAR

UCCE
MASTER GARDENER
PROGRAM OF
SAN DIEGO COUNTY

Growing Together

Gardening for a Better Tomorrow

• Classes • Workshops • Marketplace

Saturday
March 18, 2017

8:00 AM to 3:30 PM

- Drought Tolerant Cottage Gardens
- Caring for Roses
- Planting Slopes and Hillsides
- Growing Baskets of Backyard Fruit
- Veggies the Hydroponic Way

...and more

San Diego County
Operations Center
5520 Overland Ave
San Diego, CA 92123

Be sure to check our website
regularly for ongoing updates
on classes, speakers
and registration.



Have a Question? Contact us:

HOT LINE: (858) 822-6910 **WEB:** MasterGardenerSD.org


Master Gardener Association of San Diego County supports the University of California
Cooperative Extension Master Gardeners of San Diego County.

What's Happening? for FEBRUARY 2017

The SDHS is happy to publicize items of horticultural interest. See other side for resources & ongoing events.
Send calendar listings by the 10th of the month before the event to Barbara Patterson at calendar@sdhort.org.

▼ SDHS Sponsor

DISCOVER EVERGREEN NURSERY



Landscaping? Re-landscaping?
Just Sprucing Up Your Yard?

WHY PAY MORE?

BUY DIRECT FROM THE GROWER AND SAVE!

ONE STOP SHOPPING

Incredible selection. Over 500 varieties on 400 acres.
From small color packs to huge specimen trees.

DRIVE THRU SHOPPING

Use your car as a shopping cart!!!



UNBEATABLE VALUE

The discount houses and depots can't compete
with our grower direct prices.

Come on out and see for yourself!

- 1 gallon plants starting at \$3.50
- 5 gallon plants starting at \$10.00
- 15 gallon plants starting at \$39.00

PROMPT DELIVERY AVAILABLE

Hours - call to confirm

ALL LOCATIONS:

Monday – Saturday, 7:30 a.m. to 5:00 p.m.

Sunday 9:00 a.m. to 5:00 p.m.

Free Monthly Seminar

Starting at 10am at three locations: Carmel Valley, Oceanside and El Cajon

February 3, All About Screens & Hedges

Need some privacy, or just a living fence? Learn about the very best varieties for your needs.

Each FREE seminar is approximately 1 hour long. Come to the location nearest you! Refreshments will be provided. Seminar attendees receive a coupon for an instant discount for any purchases made the day of the seminar!

To view our entire seminar schedule and check our hours of operation, visit us at

www.evergreennursery.com

Send questions and comments to:
info@evergreennursery.com

Three Convenient Locations:

CARMEL VALLEY

13650 Valley Rd.
(858) 481-0622

OCEANSIDE

3231 Oceanside Blvd.
(760) 754-0340

EL CAJON

9708 Flinn Springs Rd., (619) 443-0873

Events at Public Gardens

❖ **Alta Vista Gardens** Contact info on other side
TBA – check their website calendar.

❖ **San Diego Botanic Garden** Contact info on other side
Feb. 4, 9am-1pm, Watersmart Landscape Design for Homeowners: Learn the basics of how to do a landscape makeover, and convert high water use turf to a beautiful, water efficient, landscape. Information on SDCWA incentives, and a tour of the SDBG after the presentation. Instructor: Sharon May Lowe. Members \$45, non-members \$54. Register by January 27.

Feb. 18, 9am-3pm, Succulent Wreath Class: Take home a succulent wreath that you make. Members \$65, non-members \$78. Fee includes materials. Register by Feb. 10.

Feb. 21, 9am-12pm, Succulent Bunny Class: Take home a succulent bunny that you make yourself! Taught by SDBG Succulent Wreath Team. Bring your small scissors or clippers! Members \$45, non-members \$54. Materials included. Register by February 17.

Last Saturday of month, 10:30am, Waterwise Tour: There are so many alternatives to using large amounts of water in the garden. Come see our gardens and take home lots of tips for conserving water in your own garden.

❖ The Water Conservation Garden

Contact info on other side. For ALL events below, register online or at (619) 660-0614.

Feb. 4, 10am-noon, Backyard Composting Workshop: Solana Center for Environmental Innovation workshop. Learn vermicomposting, traditional composting, how to harvest and use your compost. FREE with a \$20 refundable deposit for attendees. Call (760) 436-7986 ext. 700 for information.

Feb. 19 and 26, 10am-12:30pm, Master Composter Classes 1 & 2: In depth 5 week course covering the essentials of composting. Hands-on and classroom learning. Expert guest speakers and field trips. Preferential registration for unincorporated County residents. Classes Feb. 19 thru March 26 (excluding March 12). Nonrefundable fee: \$25. Call (760) 436-7986 Ext. 700.

Feb. 25, 10am-12pm, Healthy Herbs: Local natural medicine expert will discuss garden herbs and healthy living. Learn to recognize local herbs while enjoying sample teas. Members free, non-members \$10. Register online.

Events Hosted by SDHS Sponsors

Please thank them for supporting SDHS!

◆ Barrels & Branches Classes & Workshops

Info: www.barrelsandbranches.com. See ad on page 17.

◆ Evergreen Nursery: FREE Seminar Details in left column

◆ Sunshine Care - FREE Seminar Each Month

Feb. 18, 10:30am-noon: Can We Survive Without Bees? Speaker: Bee expert, Geoff Kipps-Bolton. RSVP: (858) 472-6059 or roy@sunshinecare.com. www.sunshinecare.com. See ad page 13.

◆ Walter Andersen Nursery FREE Saturday Classes

Details at www.walterandersen.com; address in ad on page 16.

Point Loma, 9am

Feb. 4 To Be Determined
Feb. 11 To Be Determined
Feb. 18 To Be Determined
Feb. 25 To Be Determined

Poway, 9:30am

To Be Determined
To Be Determined
To Be Determined
To Be Determined

Next SDHS Meeting

February 13:

Looking for Succulents

See page 1 & website for details

**More garden-related events
on other side.**

Other Garden-Related Events:

Check with hosts to confirm dates & details

Feb. 3, 10am, Vista Garden Club: New Plants and Trees presented by Evergreen Nursery will be for sale. 10 am workshop, Noon meeting. Guests welcome. McClellan Senior Center, 1400 Vale Terrace Ct., Vista. Info: www.vistagardenclub.org

Feb. 3, Noon-4pm & Feb. 4 10am-4pm, Camellia Society: Plant show and sale. Room 101, Casa del Prado, Balboa Park. More info: Dean Turney (760) 942-1919

Feb. 7, 7:30pm, San Diego County Orchid Society: General meeting. Room 104, Casa del Prado, Balboa Park. More info: www.sdorchids.com

Feb. 8, 10am, Point Loma Garden Club: A timely Valentine Floral Design Show. Portuguese Hall, 2818 Avenida de Portugal, San Diego 92106. Info: www.plgc.org

Feb. 8, 9:30am, Poway Valley Garden Club: Master Gardener, Meredith French will present "Making Better Plant and Garden Portraits". Templar's Hall, Old Poway Park, 14134 Midland Rd., Poway. More Info: www.powayvalleygardenclub.org

Feb. 11, 10am-4pm, San Diego Cactus & Succulent Society: Plant Show and Sale. Room 101, Casa del Prado, Balboa Park. More info: <http://sdcss.net>

Feb. 15, 2pm, San Diego Floral Assn: Pamela Koide-Hyatt, internationally known expert, and owner of Bird Rock Tropicals, will share tips on using "Bromeliads as Companion Plants". She will also bring some gorgeous plants to sell! Room 101, Casa del Prado, Balboa Park.

Feb. 21, 7:30pm, California Native Plant Society San Diego Chapter: Room 101 or 104, Casa del Prado, Balboa Park, Info: www.cnpssd.org

Feb 21, 1pm, La Jolla Garden Club: General Meeting. La Jolla Lutheran Church, 7117 La Jolla Blvd. More info: Anne Caprioglio (858) 454-6227.

Feb. 22, 7pm, California Rare Fruit Growers San Diego Chapter: Room 101, Casa del Prado, Balboa Park. More info: www.crfgsandiego.org

For an extensive list of garden club meetings and events, visit www.sdfloral.org/calendar.htm

Resources & Ongoing Events:

ALTA VISTA BOTANIC GARDENS: Open Monday-Friday 7:00-5:00; 10:00-5:00 on weekends. Fee: members/free; non-members/\$5. 1270 Vale Terrace Drive, Vista. Info: www.avgardens.org or (760) 945-3954.

SAN DIEGO BOTANIC GARDEN: (formerly QUAIL BOTANICAL GARDENS): Open daily 9-5 (closed Thanksgiving, Christmas, New Year's Day); 230 Quail Gardens Dr., Encinitas. Fee: \$14/adults, \$10/seniors, \$8/kids 3-12; parking \$2. Free to members and on the first Tuesday of every month. (760) 436-3036; www.SDBGarden.org.

THE WATER CONSERVATION GARDEN: Open 9-4 daily, FREE. Docent-led tours every Saturday at 10:00am. 12122 Cuyamaca College Drive West, El Cajon, (619) 660-0614 or www.thegarden.org.

MISSION TRAILS REGIONAL PARK: Guided hikes Wed., Sat. & Sun. Visitor Center open 9-5, off Mission Gorge Rd., San Carlos, (858) 668-3275.

MASTER GARDENER HOTLINE: Gardening questions answered by trained volunteers Mon.-Fri., 9-3, (858) 822-6910, www.mastergardenerssandiego.org.

SAN ELIJO LAGOON CONSERVANCY: Free 90-minute public nature walk 2nd Saturday of each month start at 9:00 am. Call (760) 436-3944 for details.

DESERT WILDFLOWER HOTLINE: Anza-Borrego Desert State Park: (760) 767-4684. Info., events, road conditions, etc.: (760) 767-5311 or www.desertusa.com/wildflo/wildupdates.html.

WILDFLOWER HOTLINE: March to May call the Theodore Payne Foundation hotline: (818) 768-3533 for info. on blooms in Southern California and elsewhere; visit www.theodorepayne.org.

BALBOA PARK:

Offshoot Tours: FREE 1-hr walking tour in Balboa Park every Sat., 10am. Meet at Visitors Center; canceled if rain or less than 4 people. (619) 235-1122.

Botanical Building is one of the world's largest lath structures, with 1200+ plants and lavish seasonal displays. FREE. Open Friday-Wednesday, 10am to 4pm.

Botanical Library: Room 105, Casa del Prado, Mon.-Fri. and first Sat., 10am-3pm, FREE. Info: (619) 232-5762.

Japanese Friendship Garden: Tues. to Sun., 10-4. Fees: free 3rd Tuesday; \$5/family; \$2/adult, \$1/seniors/students; (619) 232-2721, www.niwa.org.

Canyoneer Walks: FREE guided nature walks Saturday & Sunday. (619) 232-3821 X203 or www.sdnhm.org

Balboa Park Ranger Tours: FREE guided tours of architecture/horticulture, Tuesdays & Sundays, 1pm, from Visitors Center. Info: (619) 235-1122.

San Diego Natural History Museum: Exhibits, classes, lectures, etc. (619) 232-3821; www.sdnhm.org.

S.D. Zoo: Garden day 3rd Friday of every month from 10am. Pick up schedule at entry. Info: (619) 231-1515, ext 4306; www.sandiegozoo.org.

Garden Radio Shows:

Garden Compass Radio Show (local). Saturday 9-10am. XEPE 1700AM radio, hosts Bruce and Sharon Asakawa, John Bagnasco. Call-in questions: (619) 570-1360 or (800) 660-4769.

GardenLife Radio Show (national). Saturday 8-9am and Sunday 8-10am. KCEO 1000AM radio, hosts Bruce and Sharon Asakawa, John Bagnasco. Call-in questions: 866-606-TALK. Hear it streaming live on lifestyletalkradio.com. GardenLife shows are also archived at www.lifestyletalkradio.com.

Do you belong to a club or organization whose events aren't listed above?

For a FREE listing (space permitting) send details by the 10th of the month BEFORE the event to Barb Patterson at calendar@sdhort.org.

San Diego County Farmers Markets

www.sdfarmbureau.org/BuyLocal/Farmers-Markets.php