

Let's Talk Plants!



Newsletter of the San Diego Horticultural Society

February 2015, Number 245

Plants with Benefits

PAGE 1

SPRING GARDEN TOUR
PAGE 3

YOUR CHANCE TO MAKE
HISTORY
PAGE 5

TOMATOES! TOMATOES!
TOMATOES!
PAGE 7

NATIVE GARDEN TOUR
PAGE 9

AUTHORS WANTED
PAGE 20

On the Cover: What's so special about garlic?

▼SDHS SPONSOR

WATERWISE BOTANICALS

www.WaterwiseBotanicals.com

- Landscape Succulents - Cacti - Perennials -
- Roses - Ornamental Grasses - Shrubs - Trees -





Saturday, 9am-3pm
March 21, 2015
FREE Garden Event!

Come to the nursery for an interactive and educational afternoon as you stroll through our gardens with the best experts in plants and landscaping!

32183 Old Hwy 395 Escondido, CA 92026
(760)728-2641 - Open Mon-Sat 8am-5pm closed Sundays



Banker's Hill Gardener's Paradise

Over several decades Deborah Szekely transformed a secluded compound with sculpture, water elements and rich tapestry of plantings—an enchanting redwood craftsman overlooks multilevel garden sanctuary. Landscape designer Sarah Brightwood brings new dimension to Takendo Arii's Japanese gardens with elegant lap pool, serene meditation room and Deborah's dream outdoor kitchen and dining area—California living at it's best. Brick pathways and winding staircases lead from one peaceful retreat to another in this magical garden space.

4 bedrooms, 4.5 baths \$1,780,000. (OR \$2,190,000 with 3 additional, contiguous buildable lots) For Sale By Owner: 619-297-7757.

▼SDHS SPONSOR

GREEN THUMB SUPER GARDEN CENTERS

1019 W. San Marcos Blvd. • 760-744-3822
(Off the 78 Frwy. near Via Vera Cruz)

- CALIFORNIA NURSERY PROFESSIONALS ON STAFF
- HOME OF THE NURSERY EXPERTS • GROWER DIRECT

www.supergarden.com

Now on Facebook

WITH THIS VALUABLE Coupon

\$10⁰⁰

OFF

**Any Purchase of
\$60⁰⁰ or More!**

- Must present printed coupon to cashier at time of purchase
- Not valid with any sale items or with other coupons or offers
- Offer does not include Sod, Gift Certificates, or Department 56
- Not valid with previous purchases • Limit 1 coupon per household
- Coupon expires 2/28/2015 at 6 p.m.

sdhs




SUSTAINABLE TURF AND LANDSCAPE SEMINAR

Thursday, March 5, 2015
Healthy Landscapes with Limited Water



David Fleming
Golf Properties Design
*"Golf Course Turf
Replacement Projects"*



Dr. Mike Richardson
*Professor - Turfgrass Management and
Physiology. University of Arkansas*
"Where do Turfgrasses Fit in a World with Less Water"



Craig Kessler
*Southern California
Golf Association*



Akif Eskalen
Plant Pathologist
UC Extension



Vicki Estrada, FASLA
Estrada Land Planning



Brian Maynard
The Brickman Group



Mike Palat
West Coast Arborist
*"Managing Tree Health under
Drought Conditions"*



Carlos Michelin
Principal Water Resources Specialist
San Diego County Water Authority

5 C.E.U. hours for PCA, QAL and QAC Licenses applied for



CUYAMACA
COLLEGE
LEARNING FOR
THE FUTURE

Attendee registration is only \$75

For more information go to:
www.cuyamaca.edu/OHweb

March 5 2015 at the Performing Arts Theatre
Cuyamaca College, 900 Rancho San Diego Pkwy, El Cajon, CA 92019



Cuyamaca College Ornamental Horticulture

Five reasons to study horticulture at Cuyamaca.

- ◆ Largest horticulture facility in Southern California.
- ◆ Renowned instructional staff of landscape professionals.
- ◆ \$26,000 in scholarships to OH students last year.
- ◆ Many on-site paid internships available.
- ◆ Eight different degree and certificate programs available.
(Arboriculture, Turf Management, Landscape Design, Landscape Technology, Nursery Technology, Floral Design, Irrigation Technology and Sustainable Urban Landscape)

Two of our rewarding and valuable Horticulture degree programs

ARBORICULTURE



Our Arboriculture degree or certificate will give you the knowledge and skills to become an ISA Certified Arborist and ISA Certified Tree Worker. Enjoy a great career as a professional arborist.

TURF MANAGEMENT



Learn about Turf Management from Nick Spardy, one of the best turf experts around. Enjoy a challenging and rewarding career working as a turf professional at golf courses, sports fields landscape sites.

For more information go to cuyamaca.edu/ohweb

Celebrating Community Farms & Gardens • 1994-2015

SPRING

Garden Festival

Help support Cuyamaca College students and programs!

Saturday April 25

Largest Plant Sale of the Year!

Winter Cactus and Succulent Show and Sale

Presented by

The San Diego Cactus and Succulent Society

February 14, 2015

10:00 am to 4:00 pm

Room 101 and Adjacent Patio Area

Casa del Prado

Balboa Park, San Diego



Strange and exotic plants from the far corners of the world gathered together for your viewing amazement!!

Sale of choice specimen plants for the novice and collector as well as handmade stoneware planters and pots!!

Members only shopping from 9 to 10

For additional information visit: www.sdcss.net
Payments now accepted on-line

**SAN DIEGO CACTUS AND SUCCULENT SOCIETY
MEMBERSHIP APPLICATION / RENEWAL FORM**

The newsletter, *Espinas y Flores*, is e-mailed to each member household each month. Annual dues (e-mailed newsletter) are \$15.00 per year per individual, and \$5.00 per year for each additional household member. **First class delivery of a paper copy of the newsletter is available for an additional \$10.00** to cover the cost of printing and postage. *Each member has all the rights and benefits of the organization.*

Annual Dues (E-mailed newsletter) \$15.00 _____

USA Delivery of Printed Copy (optional) \$ 10.00 _____

International Delivery of Printed Copy (opt.) \$15.00 _____

Additional Household Member(s) \$ 5.00 _____

Amount Enclosed \$ _____

Paid by Cash? _____

Check or Credit Card (last 4 digits) Number _____

Check **ONE** for type of membership: **NEW** _____ **RENEWAL** _____

Do you wish to receive e-mail notifications on club events and issues? Yes _____ No _____

Member Information: (Please PRINT to fill in blanks below!!!)

NAME: _____

DATE: _____

(Below, fill in new or changed info only)

ADDRESS: _____

CITY: _____

STATE: _____ ZIP + 4: _____

PHONE: _____

CELL/FAX: _____

E-MAIL ADDRESS: _____

ADDITIONAL HOUSEHOLD MEMBERS:

Mail this form or a copy, along with a check or money order in US funds made payable to SDCSS, to:

**SDCSS Membership Department
c/o Paul Maker
1245 San Pablo Drive
San Marcos, CA 92078-4816**



The 2015 San Diego County Fair & the City of San Diego
Proudly Presents

“A FAIR TO REMEMBER”

A Celebration of World's Fairs and Balboa Park
In Honor of Balboa Park's Centennial Celebration

“A Walk in the Park”

is the Paul Ecke, Jr. Flower and Garden Show's Theme!

*Landscape Exhibits, Container Gardens,
Outdoor Living & much more!*

We have over \$90,000 worth of award money and prizes to give out this year!

Join us and be part of the Fair, not just a visitor!

For more information visit www.sdfair.com/entry
or call (858) 792-4273

FRIDAY, JUNE 5 – SUNDAY, JULY 5

▼ SDHS SPONSOR



**WHEN IN
DROUGHT**

Save every day, every way.

This is *Serious* Water Conservation is Mandatory

Mandatory conservation measures include:

- Limiting outdoor watering days and times
- Watering only during the late evening or early morning hours
- Eliminating runoff from irrigation systems
- Repairing all leaks within 72 hours
- Using hoses with shut-off valves for washing cars
(or use commercial car washes that re-circulate water)

Local rules vary. Find restrictions in effect in
your community at whenindrought.org.



San Diego County
Water Authority



UCCE Master Gardener Program of San Diego County Presents

2015
Spring Seminar

EARTH FRIENDLY GARDENING



WHEN:

Saturday, March 21, 2015
7:30am-3:30pm

WHERE:

County of San Diego
Operations Center
5520 Overland Drive
San Diego, CA 92123

REGISTER:

[www.mastergardenersd.org/
seminar](http://www.mastergardenersd.org/seminar)

Be sure to check our website
regularly for ongoing updates
on classes, speakers
and registration.



Follow us on Facebook

Learn about Garden Water Conservation,
Integrated Pest Management and Edibles

- Classes • Demonstrations
- Workshops • Garden Marketplace



Have a Question? Contact us:

HOT LINE: 858.822.6910 • **WEB:** MasterGardenerSD.org

Master Gardener Association of San Diego County supports the University of California
Cooperative Extension Master Gardeners of San Diego County.

IN THIS ISSUE...

- 2 Volunteers Needed
- 2 Congratulations to Kathy Puplav
- 3 To Learn More...
- 3 Spring Garden Tour
- 3 From the Board
- 4 The Real Dirt On... Brookgreen Gardens
- 4 Book Review
- 5 Trees, Please – Are Your Trees Bored?
- 5 Volunteer Spotlight
- 6 Going Wild With Natives
- 7 SDHS Fundraising For The Balboa Park Restoration Project
- 7 Tomatoes! Tomatoes! Tomatoes!
- 8 Family Ties To The Japanese Friendship Garden
- 9 Free Workshop: How to Propagate California Native Plants
- 9 Showcasing Style and Function with Native California Gardens
- 10 My Life with Plants
- 11 Welcome New Members!
- 11 Discounts for Members
- 11 What's Up At San Diego Botanic Garden?
- 14 Sharing Secrets
- 18 January 2015 Plant Display
- 19 January Meeting Report
- 20 Authors Wanted For Pacific Horticulture Magazine
- 20 Membership Renewal Rates
- 20 Get a Job at the Fair

INSERTS:

Cuyamaca College
San Diego Cactus & Succulent Society
Calendar/Resources/Ongoing Events

SAN DIEGO HORTICULTURAL SOCIETY

OUR MISSION is to promote the enjoyment, art, knowledge and public awareness of horticulture in the San Diego area, while providing the opportunity for education and research.



MEMBERSHIP INFORMATION

Renewal information is on page 20 and at www.sdhort.org.
For questions contact membership@sdhort.org
or Jim Bishop at (619) 296-9215.

MEETING SCHEDULE

6:00 – 6:45 Vendor sales, lending library, plant display, silent auction
6:45 – 8:30 Announcements, door prizes, speaker

MEETINGS & EVENTS

(FW = Free workshop; FG = Featured Garden; register at www.sdhort.org)

2015

March 6-8	Spring Home/Garden Show
March 9	Matt Ritter on Eucalyptus: The Good, The Bad and Ugly
April 11	Spring Garden Tour - Gardens Then and Now
April 13	Special Meeting at the San Diego Natural History Museum
May 11	Phil Bergman on Palms for San Diego
June 8	SDHS Night at the Fair



www.sdhort.org

COVER IMAGE: Learn more about the unsuspected benefits of garlic at our February meeting. The cover image is from Helen Yoest's latest book, *Plants With Benefits*.

NEXT MEETING: FEBRUARY 9, 2015, 6:00 – 8:30 PM

SPEAKER: HELEN YOEST ON *PLANTS WITH BENEFITS*


Meeting is open and everyone is welcome. Admission: Members/free, Non-Members/\$15. Parking is free.
Meeting Place: Del Mar Fairgrounds, Surfside Race Place, Del Mar; Info: (619) 296-9215

Are some plants aphrodisiacs, or is that just a myth? Just in time for Valentine's Day, we're delighted to welcome engaging garden expert and plant detective Helen Yoest. Helen is a curious gardener – curious about plants, soil, design, and how others use these to create their gardens at home. She is curious about what plants do for us here and now, but also about their history. Helen's talk is based on her newest book, *Plants With Benefits: An Uninhibited Guide to the Aphrodisiac Herbs, Fruits, Flowers, & Veggies in Your Garden*.

Helen takes us on a romp through history, lore, and ethnobotany to find out how 45 of these plants got their "hot" reputation – and what modern science has to say about it. Discover which common garden plants and favorite edibles have that "something extra," and why. Her book is filled with lush photography, growing tips, and recipes for preparing teas, potions and tasty treats. Can a plant create feelings of arousal, contentment, or receptivity? It looks like the answer is yes. This is the first book about selecting garden plants for their sex appeal.

As an award winning freelance writer and garden stylist, Helen has traveled the world visiting public and private gardens. Her work has appeared in *Country Gardens*, *Better Homes and Gardens*, *Martha Stewart Living*, *Carolina Gardener*, and many others; she is the national gardening expert for Answers.com. Helen is also the author of *Gardening with Confidence*, *50 Ways to Add Style for Personal Creativity*. She curates garden art, serves on the board of the JC Raulston Arboretum, is past Regional Representative of the Garden Conservancy Open Days tour, and is an honorary member of Pi Alpha Xi, the national honor society for floriculture, landscape horticulture and ornamental horticulture. She lives in Raleigh, N.C., tending to her half-acre wildlife habitat.

Helen will be selling and signing her book at the meeting. For more information visit gardeningwithconfidence.com and see page 3. 🌿



SAN DIEGO HORTICULTURAL SOCIETY

Established September 1994

BOARD MEMBERS

Kim Alexander - Member at Large
Cindy Benoit - Membership Chair
Patty Berg - Volunteer Chair
Jeff Biletnikoff - Meeting Room Chair
Jim Bishop - President
B.J. Boland - Corresponding Secretary
Bruce Cobbledick - Member at Large
Julian Duval - San Diego Botanic Garden Representative
Mary James - Program Committee Chair
Princess Norman - Secretary
Susanna Pagan - Public Relations Coordinator
Sam Seat - Treasurer
Susan Starr - Garden Tour Chair
Susi Torre-Bueno - Newsletter Editor, Past President
Roy Willburn - Member at Large

Let's Talk Plants!, the SDHS newsletter, is published the fourth Monday of every month.

Editor/Advertising: Susi Torre-Bueno;
(760) 295-2173; newsletter@sdhort.org

Calendar: Send details by the 10th of the month before event to calendar@sdhort.org.

Copyright ©2015 San Diego Horticultural Society, Encinitas, CA. All rights reserved. Not to be reproduced by any means for any purpose without prior written permission.

New Email? New Street Address?

Please send all changes (so you will continue to receive the newsletter and important notices) to membership@sdhort.org or SDHS, Attn: Membership, PO Box 231869, Encinitas, CA 92023-1869. We NEVER share your email or address with anyone!

BECOME A SPONSOR!

**Do you own a
garden-related business?**

SDHS sponsorships have high recognition and valuable benefits, including a link to your website, discounts on memberships for your employees, and free admission to SDHS events. This is a wonderful way to show your support for the SDHS. Sponsors help pay for our monthly meetings, annual college scholarships, and other important programs. Sponsorships start at just \$100/year; contact Jim Bishop at sponsor@sdhort.org. Sponsors are listed on page 10; look for "SDHS Sponsor" above their ads. We thank them for their support.

VOLUNTEERS NEEDED

Do more than belong: participate. Do more than care: help. Do more than believe: practice. Do more than be fair: be kind. Do more than forgive: forget. Do more than dream: work.
(William Arthur Ward)

Sign Up Is Open for Spring Garden Tour Volunteers

Time to sign up for our biggest fund-raising event of the year: the 2015 Spring Garden Tour (see page 3). This year's tour, a joint event with the San Diego Floral Association, honors the centennial of the Panama-California Exposition and features twelve gardens in historic neighborhoods surrounding Balboa Park. We need dozens of volunteers to sell tickets, greet people in the gardens, direct parking, and more. Plan to participate and make this our best tour yet. Sign up early; all volunteers receive free admission to the tour. To sign up, go to sdhort.wildapricot.org/VolunteerGardenTour.

Special Garden Tour Volunteer Needs

In addition to "day of tour" volunteers (see above), we're looking for a few people to help with specific tasks. All volunteers receive free admission to the tour.

Tour Map Designer

The Spring Garden Tour needs someone to create the map that will be distributed to ticket holders. If you have the necessary software and skills to create a printable digital map, please contact Susan Starr at susanstarr1@gmail.com.

Tour Route Planners

We're looking for one or two people to assist the Tour Chair in developing the suggested route for the Spring Garden Tour. Volunteers are needed to help determine the best tour route, decide on the locations for directional signage, and place signs on the morning of the tour. This is not a big time commitment but it's a very important job; a good tour requires a good route! If you can help, please contact Susan Starr at susanstarr1@gmail.com.

Tour Raffle Co-Organizer

This year's tour will feature a central vendor marketplace. We will be holding a raffle to attract more tour goers to the marketplace, and we need help with organizing the raffle. Our partners in this event, the San Diego Floral Association, have an experienced raffle organizer, but we need an SDHS volunteer to work with her. Tasks include keeping track of donors, setting up the display booth for the raffle items, helping to solicit items, and distributing items to the winners. Should be a lot of fun, and you will have someone who knows the ropes to guide you. So if you can help with this, please contact Susan Starr at susanstarr1@gmail.com.

Tech Support Help at Meetings:

Do you have video and tech support skills, and also love to garden? We need a tech-savvy volunteer to help load speaker presentations onto a laptop prior to our monthly meeting, and to assist the speaker. Also, we are looking for an individual who can load past presentations onto the internet. Contact Jim Bishop: president@sdhort.org.

Newsletter Advertising Manager Needed

Here's a fun opportunity for members who like to work with local garden businesses and clubs: we need a detail-oriented person to be our newsletter advertising manager. This takes only 1-2 hours per month, and you'll be working with current advertisers, plus potential advertisers. For details contact Susi Torre-Bueno at 760-295-2173 or storrebueno@cox.net. ☘



CONGRATULATIONS TO KATHY PUPLAVA!

Our heartfelt congratulations to Kathy Puhlava for being selected as the SDHS Horticulturist of the Year for 2015. Kathy is the co-author of *Trees and Gardens of Balboa Park*, and for many years was the Horticulturist of Balboa Park. We'll be featuring her in an upcoming newsletter. ☘

TO LEARN MORE...

Plants With Benefits

By Ava Torre-Bueno

One big benefit of plants of course is that we can eat them. Here are two web sites about foraging edible plants in Southern California: dinafisher.net/wild_edible_plants_in_southern_california.html
primitiveways.com/plants.html/index.htm

I like this one because it's from a website called The Art of Manliness – everything is on the web! tinyurl.com/Feb-wild-edibles

This is a video on useful plants, but full of non-scientific claims. Caveat emptor: youtube.com/watch?v=QrfupHdho-0

A less recognized but amazing benefit of plants is that they can clean heavy metals and toxins out of water and soil: ars.usda.gov/is/ar/archive/jun00/soil0600.htm
tinyurl.com/plants-clean-soil

So plant a rain garden! bluethumb.org/why
youtube.com/watch?v=R5_AmWDPEL8 ☞

SPRING GARDEN TOUR: GARDENS THEN AND NOW

Join the San Diego Horticultural Society and
the San Diego Floral Association
Saturday, April 11

Twelve Exceptional Gardens in Historic
Neighborhoods Encircling Balboa Park

Last month we described two of the dozen beautiful gardens that will be on our April 11 Spring Garden Tour. This month we bring you some details of three more exceptional gardens.

Three Must-See Gardens

By Jeannine Romero

A Hundred Year Old Hillside Garden

The "This Old House" house on the 1800 block of Sheridan in San Diego may be 101 years old now, but the current owner redesigned the garden in the beginning of 2014. The beautiful hillside garden has a modern feel, with large geometric concrete blocks and a scrolled aluminum patio cover that mixes with mature trees and remnants of old stone walls that were added throughout the years.



Continued on page 6



FROM THE BOARD

By Jim Bishop

New Year's Resolutions

Did you make a New Year's resolution to make new friends, get more involved in gardening, learn more, or volunteer more? Or maybe you made no resolutions at all, but have some free time and like working with people. Well, whatever your situation, the San Diego Horticultural Society is the place for you!

We are looking for volunteers to help the day of the garden tour on April 11th to greet and check-in people at gardens, sell tickets, direct traffic and help with the Marketplace. Shifts are ½ day, morning or afternoon, and you have the other half of the day free to visit the 12 outstanding gardens on this year's garden tour. You can volunteer online at: <https://sdhort/VolunteerGardenTour>.

We are also looking for people to host or conduct workshops in 2015. Please contact Bruce Cobbledick at workshops@sdhort.org to volunteer.

Our monthly Featured Garden events are very popular. If you have or know of a garden that SDHS members would be interested in viewing, please contact Jim Bishop at president@sdhort.org. We are looking for gardens for the months of May through December.

Also, later this year we will be looking for volunteers to help weed the gardens we planted in Balboa Park, and to staff our garden exhibit at the San Diego County Fair (June and July). More information about these and other volunteer needs will be in future newsletters and monthly email messages.

Spring Garden Tour

Online tickets for the Spring Garden Tour on April 11 are now on sale! SDHS members save \$5 per ticket and skip the ticket line at the tour by purchasing advance tickets online at sdhort.org/tickets. If you purchase online, you will receive the tour map in email Friday, April 10 and can check in at any of the 12 gardens on the tour. You can learn more about this year's tour on our website and on this page. Also, be sure and let your garden friends and people at other organizations you are involved with know about the tour. This is one of the best in the county and you won't want to miss it. You can learn more about the tour and gardens online at sdhort.org/GardenTour.

Special April Meeting

San Diego County has more biodiversity than any other county in North America and, along with the rest of California, is among the top 10 biodiversity regions on earth. We've reserved the Natural History Museum (theNat) for the Society's exclusive use for a very special April 13th meeting. Members and guests will be able to tour the theNat's newest exhibit, *Coast to Cactus in Southern California*, prior to and right after a presentation by Jon Rebman, theNat's Curator of Botany and our 2011 Horticulturalist of the Year. Jon will share the museum's remarkable history documenting San Diego County flora for more than a century. The museum will also display some rare botanical illustrations and specimens in its collections.

Attendance is limited to 300 people. Tickets are \$10 for members, and can be purchased online right now at sdhort.org/event-1736855. We expect this event to sell out, so buy your ticket early. ☞

THE REAL DIRT ON...

Brookgreen Gardens


By Donna Tierney

Brookgreen Gardens in Myrtle Beach, South Carolina, contains one of the greatest examples of a sculpture garden. The garden encompasses 9100 acres developed from our old rice plantations. The property was purchased by Archer and Anna Hyatt Huntington as a location where she could display her sculpture. Archer Huntington was the stepson of Collis P. Huntington, who endowed and developed the Huntington Library, Art Museum, and Garden in Pasadena, California. The senior Huntington created his fortune by developing the western portion of the first transcontinental railroad across the United States. In addition to providing display for sculpture, the garden became a temporary home to artists who came to Brookgreen for inspiration, to hone their skills, and collaborate with others.

In 1931, Anna Huntington designed the garden using the inspirational shape of a spread wing butterfly. Some of the key gardens that are a part of the original butterfly design include: the Diana Garden, the Garden Room for Children, the kitchen garden, and the Carolina Terrace Garden. The infamous Live Oak Allée in the Diana Garden is composed of 300 year-old Live Oak trees, which were planted in the early 1700s when the current garden was a thriving rice plantation. Over 60 thousand Caladiums have been woven through the oaks, and delight visitors from early summer through fall. Over 30 caladium cultivars are represented in this planting.

There are an additional three gardens outside of the original butterfly design. These gardens are more formal in nature and include the Palmetto Garden, the Muses Garden, and the Labyrinth. Completed in 1950, the Palmetto Garden is the namesake of South Carolina's State tree—the Sabal palmetto. The Fountain of the Muses Garden displays whimsical sculpture and bold design elements. The Labyrinth at Brookgreen is the latest addition to the Gardens. The labyrinth blends with its natural surroundings and is a medieval, seven circuit Chartres-style labyrinth overlooking a creek.

Many of the seasonal plants used in the gardens are grown on site. The garden is staffed by fourteen full time horticulturists and supported by 60 volunteers. The garden is exquisite during all seasons, but my personal favorite time to see it is in spring. The variety of plants, shrubs, and trees bursting into bloom, and the wide array of colors, are just breathtaking! Another very special time to visit is during December. The garden hosts an annual event called the "Nights of A Thousand Candles." The staff spends weeks decorating the trees and shrubs with thousands of lights. Over 5,000 candles are specially placed and hand-lit every night. Since its inception in 1999, the staff strives every year to create a premier event. Over



Dawn Jolly

BOOK REVIEW

Ancient Agriculture: Roots and Application of Sustainable Farming

By Gabriel Alonso de Herrera

Compiled by Juan Estevan Arellano

Reviewed by Caroline McCullagh

Drag your memory back to elementary school and remember that "in fourteen hundred and ninety-two, Columbus sailed the ocean blue." That's also the year that King Ferdinand and Queen Isabella finally ejected the Moors from what became Spain, after almost 800 years of occupation. Now, flash forward twenty-one years to 1513. That's the year this book was first published in Spain. It was republished there in 1520, 1524, 1528, 1529, 1539, 1546, and 1998. Finally, in 2006, an English translation was published in the United States.

Whenever something is re-edited by someone other than the original author little changes creep in. Nowhere is that more obvious than on page 114 where reference is made to microorganisms and bacteria. Antonie van Leeuwenhoek was the first to describe microorganisms, in 1676, so that's clearly a later addition. That's a minor caveat though.

We owe the fact that this was published in the US to the late J. E. Arellano (he passed away in 2014), who listed himself as compiler. He didn't do the translation himself, but he arranged for it to be done and wrote the very interesting introduction to the English-language edition. He became absorbed with this book because he had a strong interest in the traditional agricultural practices in his home state of New Mexico. He felt that many contemporary ideas could be traced back to this book by Herrera. Arellano wasn't strictly a scholar. He tells us that he has "grown as many as one hundred twenty-five different varieties of vegetables and [has] about twenty-eight varieties of heirloom apple trees, ten kinds of pear trees, and about forty peach trees." He paid his dues.

Herrera, in turn, compiled ideas from the Greek writers Aristotle and Theophrastus, and Romans Cato, Columella, Palladius, Pliny, and Virgil. He also collected practical information from the farmers around him, who were using techniques taught to them by the Moors.

He writes extensively about the importance of understanding soil types that influence the nature of sowing, weeding, irrigating, fertilizing, reaping, and storing crops. He gives practical instruction on all these aspects of farming. One surprising thing is that rather than discussing these crops as food, he discusses their medical uses.

The book has three chapters. Chapter 1 covers grains, legumes, spices, flax, and hemp. Chapter 2 is on developing a vineyard. Chapter 3 discusses astrological influences on farming. By astrology he means phases of the moon. And there are many people in the US who use the moon to schedule their farming or gardening activity. This book probably isn't of general interest, but it will be a special treat for some of you. *Ancient Agriculture* (ISBN 13: 978-1-4236-0120-3) can be purchased at your local book store or at gibbs-smith.com. 🌱



Continued on page 7

TREES, PLEASE

Are Your Trees Bored?

Maybe they're shot...

By Robin Rivet

2014 was a rough year for stone and orchard fruits. Between lack of chill, negligible rain, killer sun scorch, and "new-and-improved" pests, many fruit trees struggled – or even died. Borers often were blamed. However, they are opportunists, and seldom thrive if sap is flowing well, since resin can suffocate the moth or beetle larva that feed underneath the bark in the cambium. Some potential demons in fruit orchards are shothole, Pacific flatheaded, peachtree and American plum borers. Although we cannot change our weather, we can alter how we boost a tree's defenses against such pests.

If you've been vigilant, you began with quality nursery cultivars, appropriate rootstocks, and planted your trees according to ANSI arboriculture standards (see the 1st Learn More link on page 20). This is vital, and cannot be over-emphasized! Buried or damp root crowns, injurious staking and amended soils: all can induce stress. Since young trunks and branches are most susceptible, it's also paramount to avoid over-pruning or drought-stressing tender young saplings. Frequent monitoring is important. If you feel you've followed best cultural practices and your trees still seem to be declining, see the 2nd Learn More link on page 20.

Seasonal dormant pruning should encourage air circulation for fruiting wood and sufficient sunlight for photosynthesis; but too much reduction just reduces vigor. Remember, all pruning cuts cause tree stress, and excessive wounding will tempt egg-laying borers towards callous tissues and tight crotch angles – anywhere there may be weakened bark. Sunburn damage is a persuasive lure for a hungry borer. Once exposed, limbs benefit from whitewashing with a 50% dilution of latex paint to deflect the sun's rays. Late pruning, especially during spring and summer can further exacerbate this vulnerability.

It is also vital to water deeply, particularly early in the growing season. A healthy canopy of foliage and well-irrigated roots are necessary for strong sap flow, and once young trees flush in spring there are minimal reserves to combat attacks.

During winter, you'll need to monitor your saplings for exit holes and frass (insect poop), removing and disposing of dead twigs or limbs before bloom time on adjacent branches or specimens. This helps prevent the emergence and dispersal of existing pests from

infested wood. For home orchards, squishing visible adults and larva, protecting exposed wood, trimming carefully, and discarding



Adult shothole borer



Clemson University - USDA
Cooperative Extension Slide Series,
Bugwood.org

Continued on page 20

VOLUNTEER SPOTLIGHT

Your Chance to Make History

By Patty Berg, Volunteer Coordinator

Seems like everywhere you turn these days people are talking about the big Centennial celebrations at Balboa Park. At our December meeting Nancy Carol Carter presented a compelling portrait of the Park's tender early years that vividly contrasts with its status as an icon today. You can appreciate the wonders of Balboa Park so much more when you understand how people of great vision, like Kate Sessions, persevered year after year despite daunting setbacks to create this priceless gem. Can you imagine doing something that would positively impact so many lives for so many years?

While it might not be on such a grand a scale, you have a unique opportunity to contribute to the greater good yourself if you are selected to be among the volunteers who will staff our very special Spring Tour this year on Saturday, April 11. In cooperation with San Diego Floral Association (founded by Kate herself), SDHS is presenting twelve private gardens in neighborhoods close by Balboa Park. You can find descriptions of these amazing places online at our website, but rest assured they are not to be missed. It's guaranteed to be a day full of beauty, inspiration and non-stop "plant talk."

Volunteers get free admission to the tour. They will be helping with traffic control, selling tickets, organizing the vendor marketplace, guiding tour-goers in the gardens, selling memberships and so on. Those who have helped with the tours in previous years will have priority, but we hope to be able to schedule everyone who wants to help.

It's easy to sign up to volunteer for the Tour on our website, but before you do, here's a short list of qualifications: A) You want to have a fun day. B) You are reasonably able-bodied. C) You are flexible about where you'll be assigned and what job you'll be doing. Check, check, check? Then please sign up by going to sdhort.wildapricot.org/VolunteerGardenTour and we'll be in touch.

Our collaboration with San Diego Floral Association promises to make this an unforgettable Spring Tour, and we'd love for you to help us make history. More than ever, we all have an extraordinary opportunity to carry out our mission to promote the enjoyment of horticulture. Our publicity team is working overtime and we're expecting a record number of tour goers. Don't miss your chance to be a part of it. 🌿



Jim Peters (L) & Scott Borden (R) directing traffic at the 2014 garden tour

GOING WILD WITH NATIVES

Dear Weed: A Love Letter

By Pat Pawlowski

How do I love thee, Deerweed (*Acmispon glaber*, previously known as *Lotus scoparius*)? Let me count the ways:

First, although you have the word “weed” in your name, you are indeed loved by many. For example, there is the Bramble Hairstreak, a lovely green – green, I say! – butterfly. Before I knew a bit about butterflies, a friend told me he had seen a green butterfly on a hike on St. Patrick’s Day. Sure you have, I thought to myself. (Talk about blarney!) Anyway, later on I found out he was right; the underside of the Bramble Hairstreak is a wonderful green color – you can see the color when it is nectaring – and it lays its eggs on deerweed.

You, dear weed, are a host for other butterfly species too: the scintillatingly Silvery Blue, not to mention other butterfly varieties in the sulphur and hairstreak families. And in early spring, your nectar brings lots of beneficial insect traffic.

Bees – including our threatened native ones – come for the pollen and sweet nectar that your tiny yellow sweetpea-shaped flowers provide.

But wait! What color is that little flower now, after the bee has visited it? It’s...it’s...turned to a reddish color! (Bees can’t see red hues). Yes, that’s what your flowers communicate after they are pollinated and no longer need the attention of bees: Too bad, honey. Don’t waste your time.

Of course, deerweed, your caretaker gardener loves all your flowers, whatever color – red or yellow – they happen to be at the time.

Here’s another way I love you, darling weed: You aren’t needy. A touch of water now and then is all you require. And, after it rains, new little editions of yourself pop up here and there. They are easy to pull out, but who in the world would want to do that?

Deerweed, another reason to love you is the delicate, airy presence you lend to the landscape, your slender stems dotted by tiny round perky leaves. (Of course, your dainty presence might not blot out the neighbor’s garden gnomes). At only a yard tall and wide, you can fit in smaller gardens easily. Your only request is fairly well-draining soil, but your gardener friend can solve that by adding soil amendments and planting you high (the plant, that is).

Yet another reason for my affection is the soil enrichment you provide: your roots support nitrogen-fixing bacteria, sort of like vitamins for the dirt. How nice of you.

But there remains the question: how the heck did you get the name deerweed? Perhaps, as Nancy Dale suggests in her book, *Flowering Plants, the Santa Monica Mountains, Coastal and Chaparral Regions of Southern California*, “Both deer and stock are said to feed on it when pasturage is scarce ...” So those with deer or pastures had better keep an eye out.

Or, maybe it was named by a person who just couldn’t spell very well.



■ Garden Tour Continued from page 3

What this old house doesn’t have is grass.

Visitors may be shocked to learn that the hillside garden was previously covered in 3600 square feet of grass. The current owner notes that the hill has an incline the equivalent of seven stories from the bottom of the hill to the street. Now, with the help of designer Scott Spencer, the view from the house is that of large blocks of color from cordyline plants, grass-like plants, euphorbias, aloes, yuccas, pomegranate trees, and succulents. There are two large Canary Island palms that serve as a focal point midway down the hill; Spencer says these are many decades old. The garden has a specimen tree, a *Polygala apopetala* (a rare desert species from Baja, California), which is over 30 years old. Pointing to two large, mature melaleuca trees, the owner says, tongue in cheek, that “urban legend has it the Kate Sessions may have planted the trees, or perhaps the original garden. Maybe if you say it enough times,” she added, “it becomes true.”

The garden features a one-year old *Tabebuia ipe*, Pink Trumpet Tree, and a 15-year-old *Michelia champaca* ‘Alba’ tree, whose fragrant blossoms are used in Joy, the famed French perfume. The owner says the tree, with beautiful white flowers, scents the whole block with its notable fragrance. Spencer notes that there are many more rarely-seen trees, including a very uncommon *Melaleuca irbyena* (Australian Weeping Paperbark), and a variegated *Tristania* that is just about unknown in cultivation. There are also several spiny leaf *Melaleuca stapheloides* (Prickly Paperbark), which are spectacular 60’ tall trees with very fine and delicate foliage.

Mission Hills View Garden

A Mission Hills house and garden on Pine Street that was built in 1929 features sweeping views of Mission Valley. Inside the garden, visitors will find a gazebo repurposed into a bird house and a six-foot deep koi pond. The current owners bought the home in 1974 and spent two years making major renovations to the house and garden. The manicured garden features a crystal chandelier in the pergola, likely intended to complement a large *Euphorbia ingens*, commonly known as the candelabra tree. Cactus, jade, and succulents surround the 35-year-old tree. Two large topiaries flank a bench with more city views.

In the front of the house, there is an old-fashioned secret courtyard garden that the owners dug out from neglected overgrowth. Two white statues are bordered with a classic spiral of myrtle, and an original fountain features water that travels underground to a lower garden in the same courtyard. The owners are planning a pond in the front by the Zen garden, and have newly planted magnolia trees and a rose garden nearby.



Continued on page 12

Member Pat Pawlowski is a writer/lecturer/garden consultant whose garden is full of weeds – some of them of the right kind. 🌿

SDHS FUNDRAISING FOR THE BALBOA PARK RESTORATION PROJECT

We are raising funds to restore the gardens adjacent to the lily pond in Balboa Park. Our goal is to raise \$10,000 to help complete this pilot project. Visit sdhort.org for information on making donations. You can also donate at meetings and other events. Every contribution is very welcome. As of January 9 we have raised \$8094.

Thank you to these generous donors:

\$1000+

Ellen Merewether
Garden Design
magazine
Gerald & Mildred
Mikas

\$750

Scott Borden

\$101 - \$250

Bruce & Myra
Cobbledick
Kathleen McKee
Susan Morse
Leslee
Newton-Reed

\$50-100

Glenea Belice
BJ Boland
Bonnie Brooks
Linda Canada
Dinah & Scott Carl
Kathy and
Abby Esty
Fidelity Charitable
Dinah Dodds
Ed Fitzgerald
Anne Fletcher
Susan Getyina
Bill Homyak &
Meredith Sinclair
Christina Ivany
Gabrielle Ivany
Nancy Knight
Patricia Leon
Frank & Channa
Mannen
Ellen McGrath-
Thorpe
Mary Lou Meagher
Jane Morton
Kathy Musial
Wendy Nash
Princess Norman

Frank & Susan

Oddo

Ann and Jim Peter
Ida Rigby

Joan Roberts
Stan and Julie Rone
Sam & Terri Seat
Tammy Schwab
William &
Linda Shaw


Paula Taylor
Ed Thielicke
Grace Veltman
Donald Yeckel

\$25 and above

Amy Carstensen
Kristine Charton
Deborah Dodds
Jean Emery
Robert Foster
Rudy & Julie Hasl
Brandon Holland
Joyce James
Linda Johnson
Donna Mallen
Anne Murphy
Deborah Polich
Diane Scharar
Linda Shaw
Dawn Standke
Barbara Whelan

\$10 - \$24:

Gwenn Adams
Janet Ahrens
Jeanne Akin
John Beaudry
Landscape Design
Sandy Burlem
Molly Cadranell
Chuck & Barbara
Carroll
Blythe Doane
Cynthia Essary
Doris Gannon
Suzi Heap
Trisha Kolasinski
Brenda Kueneman
Barbara Lee-Jenkins
Jen-Jen Lin
Nita McColloch
Else Ottesen
Katie Pelisek
Cassidy Rowland
Peggy Ruzich
Don Schultz
Cindy Stewart
Bonnie Struzik
Renee Vallely
Salim Walji
Don Winans



TOMATOES! TOMATOES! TOMATOES!

Free Lecture on February 21

Every month, SDHS sponsor Sunshine Care (see page 13) hosts a free garden lecture, and each one is so interesting and informative! On Saturday, February 21, starting at 10:30am, Farmer Roy (SDHS board member Roy Wilburn) will enlighten you on all aspects of "The King of the Spring/Summer Garden," from seeding through harvesting. Determinants, Indeterminants, cherry, heirloom and grafted tomatoes will be discussed. Tell us of your past experiences, be it successes or failures. Get tips on soil preparation, planting, staking, pruning, fertilizing and pest control.

Roy says, "All monthly garden lectures are free to the public with door prizes and refreshments. Afterwards, we can tour the gardens." As the Horticulture Manager at Sunshine Care, Roy has created an exceedingly productive – and beautiful – organic garden. He's an excellent communicator and enjoys sharing his deep knowledge of plants. Check out his blog at sunshinecare.com/AssitedLivingGardenLectures.html.



Rachel Cobb

Kindly RSVP to Roy Wilburn, 858-472-6059, or roy@sunshinecare.com. Sunshine Care is at 12695 Monte Vista Rd., Poway CA 92064. Go to the end of Monte Vista Rd., park your car, and hop on the shuttle to the lecture site. ☘

■ Real Dirt Continued from page 4

30 acres are lit and become magical as dusk falls. New items are designed each year to keep the event fresh. This year an 80-foot fir tree decorated with 60,000 lights, and a peppermint garden, were added. If you get the opportunity to visit South Carolina, I highly recommend that you schedule multiple days to visit the garden and enjoy the multiple other attractions that are located on this lovely old Southern property.

Bibliography:

myrtlebeach.com/video/nights-of-a-thousand-candles
en.wikipedia.org/wiki/Collis_Potter_Huntington
<http://www.brookgreen.org>
tshaonline.org/handbook/online/articles/fhu77
nmwa.org/explore/artist-profiles/anna-hyatt-huntington



FAMILY TIES TO THE JAPANESE FRIENDSHIP GARDEN

By Sharon Asakawa

Sharon Asakawa and her husband Bruce were the SDHS Horticulturists of the Year in 2010 (read about their decades of important contributions to local horticulture at sdhortsoc.org). As we participate in the Balboa Park celebrations this year, it is very fitting to include this fascinating article that Sharon wrote for the GardenAmerica.com newsletter. You can subscribe for free to this lively and informative newsletter that shows up in your email every Friday.

To subscribe, go to GardenAmerica.com and click on the "Sign up for our Newsletter" link on the top right of the home page.



San Diego hosted the 1915 Panama-California Exposition at Balboa Park that included a Japanese garden and teahouse. After the exposition, the city was not willing to pay for the upkeep and maintenance of the garden, so Mr. and Mrs. Hachisaku Asakawa (my husband's paternal grandparents) were asked to run the teahouse. Their son Moto (my husband's father), also helped at the teahouse after school and in the evenings. One of his "...earliest memories was painting the bridges every three years with red paint; taking down the shoji screens and replacing them with rice paper around the garden," but his fondest memory was of the garden surrounding the tea house, "one of peace...and quiet, surrounded by lush trees." He grew up there as the eldest child of three living on the premises "consisting of two bedrooms and one bathroom, [and] an attic upstairs." At the teahouse, customers ordered tea, ham or chicken salad sandwiches or noodles around a porch. Moto believed his mother (Osamu) was the first to blend matcha tea powder with ice cream to create green tea ice cream.

Inside there were tatami mats (traditional Japanese flooring made of bamboo) and gift items that Moto's parents imported from Japan. The pond was filled with 50-100 koi fish and the arbors were planted with wisteria. Moto recalls a professional Japanese photographer asked his mother to pose for him in front of one of the arbors and

now the photo is known as the wisteria photo. In 1942, two months after the bombing of Pearl Harbor, Executive Order 9066 forced the Asakawa family along with all families of Japanese descent to internment camps and even after they returned to San Diego after the war, they did not return to the tea garden.

In 1954, the Japanese Tea Garden was removed to make room for the Children's Zoo. But many of the admirers of Balboa Park's original Japanese teahouse including Moto and his brother George regretted the passing and were among those who organized to rebuild this memorable landmark. In August 1990, their time and efforts were rewarded when the first phase of the Japanese Friendship Garden was completed. Moto and George donated 200 'Pink Cloud' ornamental cherry trees for the cherry tree grove.

This special garden not only expresses the friendship between San Diego and its sister city Yokohama, but also given the internment experience, seeks to promote friendship and understanding of Japanese culture and horticulture. The first phase of the garden was opened in 1991 and the second phase was completed in 1999. It is prized for its meditative setting, stone arrangement, koi pond, viewing areas, strolling pathways, exhibition hall and ornamental tree collection. There is also a community educational center providing seminars, classes, workshops, as well as accredited horticultural classes. The garden encompasses 2 acres, but eventually all 11 acres will be integrated in the master plan designed by Professor Uesugi including a traditional tea house, a pavilion, outdoor amphitheater with landscapes consisting of a tea and herb garden, a cherry tree grove, a camellia and azalea garden, as well as a waterfall and streams. 100,000 visitors from not only the United States, but around the world, spend time at the garden every year.

From January 10 to December 31, 2015, there will be a special exhibit titled "Garden of Unity: Balboa Park's Japanese Legacy," a joint project of San Diego's Japanese Friendship Garden Society and the Japanese American Historical Society. It features the families and the community leaders who were responsible for 100 years of the Japanese presence in Balboa Park. There are artifacts, photographs and personal stories shown together for the first time to celebrate the work of the San Diego Yokohama Sister City Society, the House of Japan and the Japanese Friendship Garden and to highlight the post-war friendship with Japan as well as the early presence of a teahouse in the 1915 Panama-California Exposition. Many have dedicated their talents and efforts to build and expand this special garden. For Moto and George Asakawa and their families, the teahouse and garden is also part of their legacy and not-to-be-forgotten history. 🌸

SUBSCRIBE TO GARDEN DESIGN AND GET A FREE ISSUE!

Don't miss out on a very exciting opportunity! Our sponsor *Garden Design* magazine has a special offer for SDHS members. Use the link in their ad on page 9 and you'll get a FREE issue when you subscribe. Subscribe by February 28 and they'll donate \$12 to SDHS! We have received over \$1200 from *Garden Design* for our Balboa Park restoration project, and your subscription to their exceptional publication would be a nice way to thank them for their support while enjoying a quality magazine. You will enjoy amazing gardens, beautiful plants, and expert insights inside the pages of *Garden Design*. (This is one of your editor's all-time favorite gardening magazines!) Every quarterly issue has 132 pages with no advertisements, several outstanding gardens showcased with inspiring stories and photos, new products, new plants, garden tours and exhibitions, and much more! 🌿



FREE WORKSHOP: HOW TO PROPAGATE CALIFORNIA NATIVE PLANTS

Certified Master Gardener and SDHS member Anne Murphy will lead a free, hands-on workshop on "How to Propagate California Native Plants" from 10 a.m. to noon on Saturday, February 28, at Anstine-Audubon Nature Preserve in Vista.

Propagation – the process of making new plants from existing ones – is a fun and inexpensive way to add to your garden. Using cuttings from beautiful native plants at Anstine-Audubon Nature Preserve, this class will teach you:

- How to prepare pots and potting soil.

Continued on page 18

SHOWCASING STYLE & FUNCTION WITH NATIVE CALIFORNIA GARDENS

CNPS Garden Native Tour: March 28-29

By Hei-ock Kim

Want inspiration for a gorgeous garden that uses up to 100% less water than conventional landscapes? Mark your calendars for the California Native Plant Society (CNPS) Garden Native Tour, Saturday and Sunday, March 28-29.

This year, the CNPS will highlight 19 San Diego and Poway landscapes that embody Southern California outdoor living in unique and personal ways. At each garden, you'll be met by enthusiastic garden owners and docents who are eager to enhance your self-guided experience with creative tips and colorful inside stories.

Steal all kinds of great ideas for replacing your lawn, saving rainwater, and incorporating edible gardens. And keep your eyes out for Kumeyaay artifacts!

Tickets are \$25 and will be available starting January 28 at GardenNative.org. **SDHS members get 20% off – use the code "HORT."** Kids are free!

For more information visit GardenNative.org. The Garden Native Tour helps support CNPS outreach and education programs. We're grateful for sponsorship in part by the City of San Diego and CNPS San Diego, as well as San Diego water districts, other nonprofits, and businesses.



▼SDHS SPONSOR

GET A **FREE** ISSUE OF
GARDEN DESIGN MAGAZINE WHEN YOU SUBSCRIBE

BEAUTIFUL
FULL-COLOR PHOTOGRAPHY

PUBLISHED
4 TIMES PER YEAR

EACH ISSUE IS
148 PAGES

ADVERTISEMENT
FREE

WWW.GARDENDESIGN.COM/SDHORT

or call to order
(855) 624-5110

Plus, \$12 of your order will be donated to the San Diego Horticultural Society now through Feb 28th

▼SDHS SPONSOR

GREATSOIL LLC
EST. 1970
WWW.GREATSOIL.COM

North County's Premium Supplier of
Bark • Topsoils • Mulch • Sod • Seed

641 Rock Springs Road
Escondido, CA 92025

www.greatsoil.com

VISA No Added Greenwaste

Call Today! (760) 740-9191
HOME DELIVERY AVAILABLE

Free Delivery on 10yds Bark or 15 yds Soil in San Marcos and Escondido

PREMIUM BARK
Mini Fir Nuggets • Shredded Fir
Medium Fir Nuggets
3/8" Fir Bark
Shredded Redwood/Gorilla Hair
Shredded Mulch - Coarse and Fine

OTHER PRODUCTS
Pumice • Perlite- #3
Decomposed Granite
Black Lava Rock (small and large)
Sand • Peat Moss
Certified Playground Mulch
Rubber Mulch

PREMIUM TOPSOILS
Landscape Mix for Grass
Planter Mix
for Vegetable & other Gardens
Container Mix for Greenhouse Plants
Bio Retention Soil
Palm Mix
California Native Plant Mix
Custom Mixes on Request

SOIL AMENDMENTS
Nitrolized Shavings 1:1
Soil Rejuvenation and Grass Topper
Soil Conditioner 1:3
Concentrated Extra Strength
Gypsum

MARATHON SOD & MARATHON SEED

10% OFF
for the members
of SDHS



MY LIFE WITH PLANTS

By Jim Bishop

This is a continuing series of articles that chronicle Jim Bishop's experiences with plants and the effect they have had on his life.

On the Move

I met Scott Borden in September of 1994. November of that year we visited Maui. In June of 1995 we spent my 40th birthday mountain biking and hiking in the eastern Sierras. By 1996, we were alternating spending weekends and occasional weekdays at our respective houses, Scott's in Hillcrest and mine in Encinitas. We were spending a lot of time on the freeway and doing house maintenance. His house was near his office in Old Town and mine in Encinitas had a great garden. His was too small for both of us and mine was too long a drive for him, so we set out to look for a new house. We decided that we wanted something centrally located with some space for gardening and not too far inland or from our workplaces. After looking for a while, we didn't find anything that didn't need a lot of work, so decided it might be easier to buy a lot and build something new.

We soon found that most undeveloped lots had their own set of unique challenges. First, most were usually behind existing neighborhoods and difficult to get to. Many were on very steep hillsides and almost all that we looked at had lots of freeway noise. We finally found what we thought might be a suitable lot on Racetrack View just north of the Del Mar Fairgrounds. The lot was owned by the attorney that had worked on the subdivision to the east next to the freeway. It was almost an acre that backed up to the Torrey Pine Reserve and the San Dieguito Lagoon Conservancy in the front; consequently, 50% of the lot could not be developed. We worked with an architect to see what could be done and he came up with a conceptual house with very high ceilings and the back of the house was mostly glass which provided views of the eroded bluffs and Torrey Pines from most rooms in the house. I envisioned a mostly native plant garden that would blend in well with the natural landscape.

In doing discovery on the property we found that it had an ancient landslide where the bluffs had eroded. This caused problems getting a good estimate of what it might cost to grade and build and we couldn't get a good soil report on the lot without paying for some excavation. Near the close of escrow and with no clear resolution, we decided not to buy the property.

We next found a lot in Mission Hills not far from our current home. It, too, was on a



canyon. The owner had designed a very contemporary dream house for the property, but never built it. We weren't particularly interested in the house that had been designed, but did make several attempts at purchasing the lot, but they would not negotiate on price.

This lot, however, got us thinking more about Mission Hills and we started looking at houses in the area as they came onto the market. We looked at a lot of scary properties. Finally, in January of 1998, in a break between El Niño storms, we saw a house that might work. It had most everything on our list and many things that we didn't want. It was on a quiet street, had a small 2-car garage, 3 bedrooms, and a red tile roof. It had an incredible view. Oddly, I briefly had looked at the similar house next door when I first moved to San Diego in 1983, and decided it was on too steep a lot and had too much freeway noise. There was almost no landscaping near the house, which was good, but most of the property was inaccessible and overgrown with chaparral, eucalyptus and lots of invasive plants.

The worse part was it had a very unattractive pool area below the house with lots of cracked retaining walls and planters. The pool decking had serious cracks in it and the pool had started to move and was higher on one side than the other. The house seemed to be holding up well in all the rain, but was in terrible condition and was a collection of 50 years of bad remodeling choices. The price seemed a bit high, but we had been outbid on every other house we had offered on, so we made a full price offer and would take the house "as is," since we knew we would be remodeling it.

In two years of house hunting we had missed out on many deals, and figured this one would be no different. To our surprise our offer was accepted. The house inspection turned up 8 pages of defects. The inspector said in his 30 years of house inspection, this was one of the worst. Still, we proceeded and bought the house on a steep hillside with freeway noise and the unwanted swimming pool. We weren't sure what we had gotten ourselves into, but our big adventure was about to begin.

Jim Bishop is President of San Diego Horticultural Society and a Garden Designer. 🌿

WELCOME NEW MEMBERS

We encourage our 1300+ members to be active participants and share in the fun; to volunteer see page 2. A warm hello to these new members:

We welcome Deborah & Jack Pate, and extend a belated welcome to Mary Rodriguez, as our newest Life Members.

Mary Ellen Bacon	Beth Callender	Hei-och Kim	Keith Overland
Michelle Bernson	Dawne Dickinson	Carol Korfin	Danielle Puplava
Bobbie Bohannon	Blythe Doane	Betty Marshall	Ron Rooney
Paola & Piero	Pete Garcia	Al Mazur	Donna (Dee) Starr
Bonissone	Rob Granat	Deborah A. McKinnie	Gail & Robert
Jane & Robert Bowen	Wally & Frankie	Carlo Menor	Thurston
Jim Brown	Hartwell	Linda Morse	Laura Wile
California Native	Caroline James	Gail & Richard Nye	Pamela Zuckerman
Plant Society	Ellen Jennings	Mug Ogg	

HORT BUCKS ARE GREAT!

Kudos to these members whose friends joined in 2015; they earned Hort Bucks worth \$5 towards name badges, garden tours, dues and more! To get your Hort Bucks ask your friends to give your name when they join.

Jim Bishop (I)	Joyce James (I)	Dannie McLaughlin (I)
Deborah Brenner (I)	Nelda Johnson (I)	Kathy Puplava (I)
Shirey Doig (I)	John Kramer (I)	Tammy Schwab (I)

SPONSOR MEMBERS (names in bold have ads)

Agri Service, Inc.

Allée Landscape Design

Anderson's La Costa Nursery

Aristocrat Landscape, Installation & Maintenance

Assoc. of Professional Landscape Designers, San Diego District

Barrels & Branches

Benoit Exterior Design

Botaniscapes by Tracey

Briggs Tree Company

Buena Creek Gardens

Cedros Gardens

City Farmers Nursery

Coastal Sage Gardening

Columbine Landscape

Cuyamaca College

Chris Drayer; ASLA

www.EasyToGrowBulbs.com

Evergreen Nursery Garden Design

Glorious Gardens Landscape

Grangetto's Farm & Garden Supply

Green Thumb Nursery

Greatsoil LLC

Kellogg Garden Products

KRC Rock

Leichtag Foundation

Mariposa Landscape

and Tree Service

Marilyn's Garden Design Moosa Creek Nursery

Multiflora Enterprises

Nature Designs Landscaping

Ornamental Gardens By Lisa

Pat Welsh

Renee's Garden

Revive Landscape Design

San Diego County Water Authority

Serra Gardens

Landscape Succulents

Solana Succulents

Southwest Boulder & Stone

Sterling Tours

St. Madeleine Sophie's Center

Sunshine Care

Sunshine Gardens

The Wishing Tree Company

Walter Andersen Nursery

Waterwise Botanicals

Weidners' Gardens

Westward Expos

LIFE MEMBERS *Horticulturist of the Year

*Chuck Ades (2008)

*Walter Andersen (2002)

Norm Applebaum &

Barbara Roper

*Bruce & Sharon

Asakawa (2010)

Gladys T. Baird

Debra Lee Baldwin

*Steve Brigham (2009)

Laurie Connable

*Julian (2014) & Leslie Duval

*Edgar Engert (2000)

Jim Farley

Sue & Charles Fouquette

Penelope Hlavac

Joyce James

Debbie & Richard Johnson

*Vince Lazaneo (2004)

*Jane Minshall (2006)

*Brad Monroe (2013)

*Bill Nelson (2007)

Deborah & Jack Pate

*Kathy Puplava (2015)

Tina & Andy Rathbone

*Jon Rebman (2011)

Mary Rodriguez

Peggy Ruzich

Gerald D. Stewart

*Susi Torre-Bueno (2012)

& Jose Torre-Bueno

Dorothy Walker

Lucy Warren

*Evelyn Weidner (2001)

*Pat Welsh (2003)

Betty Wheeler

DISCOUNTS FOR MEMBERS

(see ads for more discounts)

Get a 15% discount at Briggs Tree Co. (www.briggstree.com; tell them to look up the "San Diego Hort Society Member" account).

Get a 10% discount at San Diego Botanic Garden on Family/Dual or Individual memberships. Just state you are a current member of SDHS on your membership form. It cannot be done online, so mail it in or bring it to the Garden. Info: skubrock@sdbgarden.org.

Join Grangetto's FREE Garden Club for coupons and tips delivered to your inbox. www.grangettos.com/garden.

Let's Talk Plants! February 2015, No. 245



What's Up
at

San Diego
BOTANIC
GARDEN

Misti Washington Gourd & Basket Guild Biennial Conference weekend at San Diego Botanic Garden

May 2 & 3, 2015

9:30 am – 4:30 pm

Register today!



Don't miss this year's Misti Washington Gourd & Basket Guild Weekend in the Garden, a spectacular two-day event featuring nationally-renowned artisans both teaching and displaying amazing contemporary and traditional gourds and baskets. Throughout the weekend, 29 classes will offer students of all abilities the opportunity to develop their basket weaving and decorative gourd skills. Artisans and vendors will have both artwork and materials available for purchase as well as display.

Seventeen instructors from around the country will offer classes ranging from Southern California Native American Basketry and Beading on a Gourd to Cherokee Single-Wall Twine basket weaving and Gnome Garden Stake Gourd decorating.

Registration is already underway for this conference that only happens once every two years on the weekend before Mother's Day. Class sizes are limited and filled on a first-come, first-served basis, so register today at SDBGarden.org/misti.htm. Registrants will receive a confirmation letter with class fees due upon receipt at the end of March. For a complete class catalog and information, visit baskets-gourds.com or contact Carol Lang at caldesigns@roadrunner.com.

San Diego Horticultural Society 11



Create a serene setting with landscape materials from SWB. Visit our two locations in San Diego.

Southwest Boulder & Stone
 Fallbrook - 760.451.3333
 Pacific Beach - 619.331.3120
www.southwestboulder.com



SHOP FOR PLANTS. LEARN ABOUT SUCCULENTS.

cacti.com

CACTI.COM IS THE MAIL ORDER AND CYBER-BOTANICAL DIVISION OF SERRA GARDENS LANDSCAPE SUCCULENTS.



North Park Requa House Garden

An historic house and garden in North Park fronts Balboa Park, but has the feel of a home in the south of Spain. The house was built in 1929 by the well-known San Diego architect Richard Requa, who also was the main architect for the California Pacific International Exposition in Balboa Park in 1935 to 1936. Requa built the Old Globe Theater and refurbished some of the Spanish style structures built for a previous exposition in the park in 1915. The North Park home features original tile work around the front door, and a Mudejar-styled window. There are two small courtyard gardens with tile work, fountains, succulents, camellias and fruit trees, including peach, plum and citrus.

Purchase tickets at sdhort.org

- Advance purchase tickets for members of SDHS are \$25.
- Non-member tickets are \$30. Day of tour tickets will be \$30 for all.
- Save \$5 and buy your tickets early – the 2014 tour sold out!
- Day of tour tickets will be sold starting at 9AM at Francis W. Parker Mission Hills Campus, 4201 Randolph St., San Diego 92103
- To encourage carpools, each vehicle with at least 4 people will receive one FREE meeting pass (a \$15 value).
- **No tickets will be mailed.** If you purchase tickets in advance, your map will be e-mailed to you on April 10 and you may begin at any garden. If you purchase day of tour tickets, you will receive a map when you check in at Francis Parker. 🗺

▼SDHS SPONSOR

NORTH COUNTY'S MOST UNIQUE ASSISTED LIVING COMMUNITY



Call for a Personal
Tour of our Homes,
Greenhouse and
Organic Fields.

858-674-1255 x 202

SUNSHINE CARE

A Community of
Assisted Living Homes

Member of the
SD Horticultural Society


www.sunshinecare.com

12695 Monte Vista Road
Poway, CA 92064

Lic#374601087

*Specializing in Memory Care,
Intergenerational Programs
and Horticultural Therapy*

- 7 care homes on 32 acres featuring 5 organic gardens, a greenhouse, fruit orchards, and California wildflowers.
- Organically grown fruits, vegetables and herbs used in our home cooked meals.
- Only 15 minutes from Del Mar and La Jolla on Route 56.
- FREE ongoing *Garden Lecture Series* with Farmer Roy Wilburn. For serious garden enthusiasts. Join us monthly, on the 3rd Saturday, at 10:30 a.m.
- Composting & Vermiculture Program
- Award-winning Intergenerational Seed to Table Program.



▼SDHS SPONSOR

Over 500 types of
stone and boulder for your
Water-Wise Garden.

Flagstone
Pavers
Pathway DG
Boulders...
and so much more...

Our creative and
knowledgeable staff
will help you make the
best selections for the
garden of your dreams.

KRC ROCK

Natural Stone & Boulder Supply

San Marcos (760) 744-1036

Poway (858) 748-3953

Lakeside (619) 443-8153

1 800 KRC ROCK (1 800 572-7625) www.KCRCRock.com

▼SDHS SPONSOR

Great Results Start with Great Soil!



KelloggGarden.com
is proud to support the
San Diego Horticultural Society
for a greener world



▼SDHS SPONSOR

Garden Design and Maintenance

COASTAL SAGE GARDENING

619 223 5229 coastalsage.com

▼ SDHS SPONSOR

Don't just dream it.
Grow it!



Now offering a fast and no-mess solution to compost and mulch application with our blower delivery service.

Compost • Mulch • Organic Recycling

www.agriserviceinc.com
orders@agriserviceinc.com

Julia Mattern
(760) 216-3385

▼ SDHS SPONSOR

-YOUR ORGANIC HEADQUARTERS-
Quality Products • Expert Advice • Friendly Service

- Plant Food & Nutrients
- Amendments & Mulch
- Seed & Sod
- Veggie & Flower Packs
- Garden Tools
- Water Storage
- Irrigation
- Vineyard Supplies
- Echo Power Tools
- Bird Feeders & Seed
- Pest & Rodent Control
- Weed Control



Visit Our New
WEBSITE
And Join The
CLUB!!

gardenclub
JOIN TODAY!!



www.grangettosgardenclub.com

A growing database of articles, tips, how-to's, workshops and more!

ESCONDIDO
1105 W. Mission Ave
760-745-4671

ENCINITAS
189 S. Rancho Santa Fe
760-944-5777

VALLEY CENTER
29219 Juba Road
760-749-1828

FALLBROOK
530 E. Alvarado St.
760-728-6127

SHARING SECRETS

Edited by Dayle Cheever

This column is written by you, our members! Each month we'll ask a question, and print your responses the following month. You can find copies of previous Sharing Secrets on our website at <https://sdhort.wildapricot.org/SharingSecrets?eid=1093874>. Also, you can continue the discussion by adding new replies online to Sharing Secrets topics. Here's your chance to comment on how the plants you mentioned two years ago are doing today, or to suggest another way to do something in the garden.

The question for February was:

When we get a lot of rain over a short period of time, what do you do to retain as much rainwater as possible or to store rainwater?

Ken Selzer: We do not do anything to save the rainwater. We do turn off the sprinklers for 2 weeks.

Marilyn Wilson: I do nothing. I have four rain tanks which can capture 4,000 gallons. They're full already and I'm making plans to add one or two more tanks in the next year or so (I just HATE to see the overflow go to waste).

Kathleen Arciero: We have a rain barrel (that is full!). Tony uses the water for his orchids in our atrium. They love rainwater.

Louise Anderson: A couple of clean, 22 gallon trash cans are under the roof where there are known run-off locations. If I know ahead of time that the rain is coming (i.e., if I remember), I open up the cover of the compost bin and turn over buckets for collection. The birdbaths do get a nice cleaning and refill when it "really" rains.

Christine Vargas: I have three 55-gallon barrels with diverters from my gutters to them – they are near patios and planters where I can easily use the water, and I also have two 255-gallon containers on each side of the house that I fill using diverters. I even have a short piece of gutter on the roof of my small potting shed that I feed directly into a large barrel – then use the water for my greenhouse plants. I bought some of the barrels from Britt Cool and others from a business on Federal Blvd. in Lemon Grove. They have a huge selection and they advertise a lot on Craig's List.

Lisa Bellora: I collect water from our gutters into food grade, 55-gallon drums.

Will and Bette Childs: We were fortunate to install a pool cover on our swimming pool, circa 1975. It provides many benefits, safety, minimizes pool cleaning, and also collects rainwater. With a pump we pump this water to trash containers and also to four special 50-gallon rain barrels that we recently bought. The great news is that there is a rebate of \$75 for each 50-gallon barrel, available from socalwatersmart.com.

J.B. Riekstins: I have two 60-gallon heavy-duty sealable containers that always get filled first, and then I have two open containers that equal 50 gallons. If there is more than a quick rainfall and I can empty these into 5-gallon buckets, I then refill the 50-gallon containers. I usually catch an additional 20-25 buckets, which equals another 125 gallons, and then I use the water on my roses, buckets first, then the 50-gallon and then the 60-gallon containers. In December I used no auxiliary water (public supply), and I might make it through January if the weather does no warm too much or if we get at least a little more

rain. This is all runoff from the gutters and does require a little work, as it is not a very sophisticated set-up. When we get a lot of rain it can get to be a bit of a mosquito larvae problem because I can't use it fast enough, but the mosquitoes never are allowed to mature. I just water more. Roses like that.

Diane Bailey: When it rains I save my rainwater in rain barrels and large trash cans. I then use that water, especially on my potted plants.

Roz Hill: I have 5 rain barrels that have chains coming from the roof and they catch the runoff. Already some are full. I have a pump to use later on.

Tandy Pfost: I did not do anything too grand, as I do not have rain barrels. I did put out all my 5-gallon buckets and trash cans, then use the water for the garden. The plants revel in the sweet water from the sky.

Vivian Blackstone: I have two 250-gallon storage tanks, now full and one 75-gallon tank, also full. A real bonanza, and I will wait for those dry days of summer to use them. I used Brooke Sarson (rainwater consultant), who got me the barrels and a new gutter system (1/2 the price of the old one and better) and, as a bonus, \$400 back from the City of San Diego for saving water.

Chuck Ades: What I will say here is against the "popular" sentiments now. I have a lawn and enjoy it a lot. I have several parties during the year in the yard and on the lawn and all my guests enjoy the lawn also. However, it is a hybrid Bermuda grass lawn. I water it every 2 weeks during the summer. The seeds are sterile and this grass is not invasive into the flower beds. During the summer it is mowed weekly. I mulch all of my garden weekly with the lawn clippings. This has resulted in two things first I have a soil that most Californians would be envious of. In many areas of my garden you can, without a tool, reach down and grab a handful of soil. It is now the best soil I have ever had in my 70-plus years of gardening. The second thing that the mulch does is to hold the moisture in the soil by preventing evaporation and it also helps prevent weed seeds from germinating. Since it is a Bermuda grass, if necessary I could discontinue watering for an extended period of time and it would recover after it is possible to water again. Additionally, in my "jungle" area I allow all the tree leaves to accumulate as mulch. This has been for more than 25 years, so it has a deep layer of decomposing leaves that prevents weed growth and preserves water. I will admit that I have replaced my front lawn with a succulent garden since we don't party on it and have also added succulents and other low water plants in my flower beds. So the answer to the question is: I am saving the rainwater by mulching my garden, the same way as nature saves it.

Barb Patterson: When rain is predicted, I run around like a madwoman placing containers, small and large, all over our yard to capture as much rainwater as possible. I then use it to water potted plants for as long as it lasts, which is never long enough. If I could start over, or had the wealth to re-do my little world, I would have an underground cistern that could store all the water that runs-off our roof. It's amazing how much water a roof can channel. Just amazing!

Una Marie Pierce I have two 205-gallon rain tanks; one acquired this fall with generous rebates from the City and State that covered the purchase. It is in the front where I attach a hose and water fruit trees, without a pump. The other is in the back and I mostly bucket water and bucket flush until it's gone. I have a trash can under my decorative rain chain and two others where the roof and gutters slope. They add to the bucket brigade. I keep lids on them and also use mosquito repellent in the water. I hadn't used the water from the

▼SDHS SPONSOR

12755 Danielson Court
Poway, CA 92064
(858) 513-4900
FAX (858) 513-4790
Open 9-5, 7 days a week



3642 Enterprise Street
San Diego, CA 92110
(619) 224-8271
FAX (619) 224-9067
Open 8-5, 7 days a week

Free Garden Classes at both locations on Saturday mornings
www.walterandersen.com

▼SDHS SPONSOR


"It's the bible of local gardening."

**Pat Welsh's
SOUTHERN CALIFORNIA
ORGANIC GARDENING:
Month-By-Month**

COMPLETELY REVISED AND UPDATED
Available at select nurseries
and bookstores everywhere

Published by Chronicle Books

www.PatWelsh.com



▼SDHS SPONSOR

Sophie's Organic Garden



By purchasing garden items from Sophie's Organic Garden you are providing the opportunity for over 400 adults with developmental disabilities who attend St. Madeleine Sophie's Center to discover, experience and realize their full potential.

\$10 off with this coupon*


2119 E. Madison Ave. | El Cajon, CA 92019
www.stmsc.org | 619.442.5129

Open Mon - Fri 8 to 4 (year round) and Sat 9 to 3 (Mar 15th - Jul 15th)

*With purchase of \$50 or more

▼SDHS SPONSOR

Association of Professional Landscape Designers



Find A Designer Near You
Just Type In Your Zip Code
on www.APLDCA.org

Where Residential
Landscape Design Begins

▼SDHS SPONSOR



Solana Succulents
• Rare & Exotics • Container Gardens

Jeff Moore
355 N. Highway 101
Solana Beach, CA 92075
(858) 259-4568
www.solanasucculents.com



10% Discount for SDHS Members with this ad

▼SDHS SPONSOR



Sunshine Gardens
It's time to plant ... Come on Down!

We have just about everything
the gardener in you is looking for:

- ☛ Bedding Plants ☛ Shrubs
- ☛ Citrus ☛ Houseplants
- ☛ Vegetables ☛ Fertilizers
- ☛ Soils ☛ Seed
- ☛ Trees ☛ Pottery

When you're here also visit
Elizabethan Desserts & Twigs by Teri

SUNSHINE GARDENS ENCINITAS
155 Quail Gardens Drive
Encinitas
(760) 436-3244

www.sunshinegardensinc.com
Open 7 Days Monday-Saturday 7:00-5:00; Sunday 9:00-4:00

▼SDHS SPONSOR

Steve & Shari Matteson's

BUENA CREEK GARDENS

Not Just a Plant Nursery, A Botanical Destination!
Visit our website for details about special activities and sales.

WINTER HOURS: 9am - 4pm Friday, Saturday & Sunday



418 Buena Creek Road
San Marcos, 92069
(760) 744-2810
www.buenacreekgardens.com
10% discount for SDHS members

earlier rain when we got the one last week and I mourned the lost water. Maybe I need another tank!

Sharon Ward: I have a 65-gallon rain barrel connected to our patio cover. I would like more, but we have a small deck. Every little bit helps.

Al Mazur and Rob Granat: We are in the process of installing barrels to gather rainwater from the roof drains. We have also installed a French drain system around the house that gathers roof runoff where we do not have roof gutters and downspouts. Excess runoff that does not seep into the soil is directed by the subsurface drains to lower sections of the property. Also, much of our property slopes to the bottom of the canyon below. This slope has been terraced, which certainly inhibits run-off. To further retain water, before the rainy season started, I broke-up the hard clay soil near the center of many of the terraces but left the outer edges of these terraces intact. The cracks and crevices of the broken-up soil allow water to seep in and be retained at the terrace rather than just running off over the hard surface of the compacted clay. After the rainy season, I plan on spreading mulch over the terraces.

Patricia Amador: I gather every empty pot and larger container I can find and put them out in an open space to gather as much rain as possible. The containers are then set aside in a shaded area and used as needed. Happy gardening!

Janet Voinov: I have nine plastic trash cans located below gutters to catch and store rainwater for dryer times. I immediately put the mosquito donuts in to keep the pests out. I also use my gray water for my plants/garden all year long.

Linda Johnson: (1) Rerouted all downspouts into 55-gallon rainwater collection barrels that overflow onto the landscape when full vs. going into street/storm drain. Also use garden hoses hooked up to rain barrels to drain in different parts of the landscape, especially for trees. (2) Created rainwater retention strips in long driveway by removing strips of concrete and backfilling with gravel; water stays on the property vs. going into storm drains. (3) Installed permeable paving wherever possible.

Laird Plumleigh: I have a culvert on my property that in a heavy rain receives a lot of rain. Years ago I lined it with concrete but since removed the concrete and built a series of small dams with settling basins dug out behind them. In addition, I diverted much of the water through 4" pipes to other areas of my yard. The areas of the settling basins and diverted water markedly show the benefits.

Chris Drayer: I'm a little obsessive about catching water for the garden when it rains, since I've gotten quite pessimistic about the drought and assume that every rain is the last one we'll ever get. My house does not have gutters so that rain already gets distributed directly onto the plants. The bigger payoff comes from two other features on the property. There is a low spot in the street in front of my house that becomes a large puddle after every rain, so I go out with a rectangular garbage can, scoop up the water and pour it on the front yard, ignoring the quizzical stares of passing motorists. Second, my main garden contains a remnant canyon where run-off from adjacent streets and properties converges before going into a culvert. After any decent rain a stream flows for a day or so, so I crawl down with 5 gallon buckets, scoop it up and toss it onto the garden areas that tend to dry out first. It has been suggested by sympathetic friends that perhaps I should buy a sump pump with a hose attachment to do this, which does seem like a brilliant idea after I've made a dozen or so trips out of the ravine with heavy buckets.

Jeanne Skinner: Wonderful time to make sure your trees have fertilizer – spikes can be hammered in at the tree root to canopy line. Rake dead needles from pine tree branches and add to compost. Roses should be pruned, de-leafed and fertilized. The healthier your trees and shrubs, the more water efficient are your plants.

Sandra Knowles: We live in a one-storey ranch style home, which has three sides of garden and one of patio (concrete). On the suspected days of rain, I put out buckets and then empty them into plastic trashcans. I use the water primarily on my bonsai collection and a few lucky favorites in the garden. I currently have nine 40-gallon cans full. If used judiciously, it will last throughout the dry periods.

Hilda King: Neal installed five rain barrels a few years ago. It's amazing how little rain fills them up.

Amelia Lima: I have a perforated pipe connected to the downspout in front of the house that runs through the entire length of the garden, discharging water along the way.

Cindy Sparks: I don't have a large holding capacity so I prioritize my needs and use rainwater sparingly. First, I save some for new, indoor seed starting. That is the easiest to do. Second is saturating the indoor potted plants, which I do at each rain by putting them near a barrel/downspout and flushing them with a watering can. Third, I bank rainwater by super saturating the soil by my thirsty trees (I have almost sand, so it is not risky that they will have too much water). I have directed downspout overflows to my avocados and citrus, so those areas will be saturated and sometimes can hold into June before they need more irrigation. Finally, I store what I can in barrels and use it for outdoor pots, veggies, and special plants. Like most every other gardener in the west, I wish I had more barrel capacity.

Susan Arneson: My favorite SDHS meeting was the presentation by Brad Lancaster [about saving rainwater] and his message continues to inspire me! For the past few years I have worked to make my steep acre resemble a golf course with dips and basins to slow down and hold rain and irrigation water. Now, even my pathways have valleys and any flat areas are pitched towards the hillside. I am an avid believer in collecting rainwater! Three years ago I installed a 6,500-gallon tank to collect rainwater from my roof, and I have future plans. I just purchased a 550-gallon tank, which gives me the ability to collect even more roof water. My hillside solar panels will soon have gutters and a 250-gallon tank. I still have a lot of rainwater wasted because it runs down my long concrete driveway to the street and beyond, so I would like to add a drain at the bottom of the drive to feed a low profile tank to be located in my adjacent landscaping. So glad you asked, as conserving rain has become one of my gardening passions! 🌿

▼SDHS SPONSOR

Specializing in Low Water Gardens!



MarilynsGardenDesign.com
760-224-9188

▼SDHS SPONSOR



**California's
Native Plants**

Available at your local
garden center

www.moosacreeknursery.com

760-749-3216

▼SDHS SPONSOR



Barrels & Branches

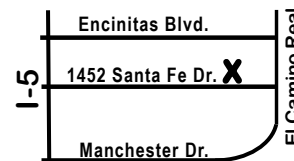
Open daily 8am to 5pm
1452 Santa Fe Drive, Encinitas
(760) 753-2852
www.barrelsandbranches.com



**Nursery, Maintenance
& Design**


Unusual plants, pottery and gifts

10% discount for SDHS members



El Camino Real

▼SDHS SPONSOR



Anderson's La Costa
Nursery & Design Center

**10% Discount for
SDHS Members**

400 La Costa Avenue
Encinitas

Open to the Public

Daily 9am to 5pm
(760) 753-3153

andersonslacostanursery.com

SDHS Nametags

**Sturdy magnet-
back nametags
are just \$10**

To order go to
www.sdhortsoc.org and click on **SHOP**
or buy one at any monthly meeting.



■ Free Workshop Continued from page 9

- The right way to take a cutting from a parent plant.
- How to pot a cutting and care for it.
- What to do after your new plant “takes.”
- The basics of seed propagation.

We'll primarily work with salvias, such as Black Sage (*Salvia mellifera*) and Cleveland Sage (*Salvia clevelandii*), although you'll have a chance to gather cuttings from other plants at Anstine if you choose. Cuttings, pots and soil will be provided. You'll leave with cuttings, a newly potted “plant-to-be,” and Bladderpod and California Poppy seeds!

Space is limited, so please pre-register to reserve your spot. Light refreshments will be served. There will be time after the workshop to mingle with the instructor and fellow gardeners, as well as walk the trails of Anstine and just enjoy the preserve!

For more details and to pre-register, go to anstine.eventbrite.com.

Anstine-Audubon Nature Preserve is an 11.6-acre wildlife sanctuary and native plant garden. Owned and managed by the San Diego Audubon Society, it is open to the public, free of charge, every Saturday from 10 a.m. to 4 p.m., October through June, at 2437 Hutchison St. in Vista. 🌿

JANUARY 2015 PLANT DISPLAY

By Pat Pawlowski and Susi Torre-Bueno

What is the Plant Display?

Each month members bring in plants, cuttings or flowers and put them in blue bottles on our display tables. What a great way to see what plants grow well in our area. EVERYONE is invited to participate. All plants are welcome. Write descriptions similar to those below, and put them with your plant(s).

Join the fun and bring something to the next meeting. We thank those people who brought in plants to show to other members.

Quercus agrifolia COAST LIVE OAK (Fagaceae) California to N. Baja California

This San Diego County native is a large, much-branched evergreen tree, 20' – 60' tall and wide. The cupped leaves are a rich green; new growth is reddish. It grows in full sun to part shade, needs good drainage, and is a tough, drought-tolerant plant needing only occasional water. It is an important plant for wildlife, and provided acorns eaten by Native Americans. [For good descriptions, see smgrowers.com, selecttree.calpoly.edu/treedetail.lasso?rid=1227, and laspilitas.com.] (Pat Pawlowski, El Cajon, 1/15) – P.P. & S.T-B.

In addition to the plants described above, those below were also displayed.

What's that in front of the plant name? Plants marked **3** are fully described in the *Plant Forum Compilation*. See www.sdhort.org for details on how to order this valuable reference tool.

Can you spot the phony plant this month? The phony plant in the January newsletter was *Rhus saccharum* SUGAR RUSH.



Quercus agrifolia

Photo Record.1995-2012. Jan 13, 2015

3 *Cyrtanthus mackenii* var. *cooperi* IFAFA LILY
(Ken Blackford, San Diego, 1/15)

Dudleya candida CHALK DUDLEYA
(Sue Fouquette, El Cajon, 1/15)

3 *Hardenbergia violacea* 'Walkabout Purple' PURPLE LILAC VINE
(Susi Torre-Bueno, Vista, 1/15)

3 *Iris unguicularis* WINTER IRIS, ALGERIAN IRIS
(Susi Torre-Bueno, Vista, 1/15)

3 *Lachenalia aloides* var. *quadricolor*
(Sue Fouquette, El Cajon, 1/15)

3 *Lachenalia bulbifera*, syn. *L. pendula* RED LACHENALIA
(Sue Fouquette, El Cajon, 1/15; Ken Blackford, San Diego, 1/15)

Leucophyllum zygophyllum TEXAS RANGER, BLUE RAIN SAGE
(Susi Torre-Bueno, Vista, 1/15)

Quercus bathroomia SCRUBBING BUBBLES OAK
(Plant Lover, El Cajon, 1/15)

Quercus berberidifolia SCRUB OAK (Pat Pawlowski, El Cajon, 1/15)
🌿



Dudleya candida

Janet Ward

JANUARY MEETING REPORT

Under the Spell of Succulents

By Ellie Knight

Jeff Moore, the owner of Solana Succulents, has just published a beautiful (and very useful) book entitled *Under the Spell of Succulents*, and his presentation featured photos from the book, most of which he took. Jeff began his business by selling succulents at street fairs, and eventually opened his nursery, Solana Succulents, in Solana Beach. As an acknowledged expert he often gets the question, "What is the difference between cacti and succulents?" Since both are known to have (or not) thorns, the answer is best expressed as, "All cactus are succulents, but not all succulents are cactus."

Aloes are Jeff's passion, and he has a large collection. Among the aloes he featured with photos were *Aloe ferox* and *A. arborescens*. The latter is the most common in San Diego, forming large clumps with spectacular orange bloom spikes (they're blooming all over town this month). Other favorites are multi-branched *A. castanea* and *A. plicatilis*, both of which can form short, single tree trunks. He also featured *A. tomentosa*, which blooms greenish white in summer, and *A. dichotoma*, known as Quiver Tree; it can resemble a Dragon Tree.

In the chapter on container gardens he noted that these can be single specimen plants, and used as an ideal example *Adenium obesum*, which needs to be brought indoors in winter. Jeff also mentioned the current popularity of crowded, colorful dish gardens with multiple species of succulents for decorator effect. Unfortunately, these, along with the new fad of vertical gardens, require a great deal of maintenance because they dry out rapidly, and the plants can grow out of shape quickly.

Regarding aeoniums, he noted that these can vary widely in size, from *Aeonium* 'Burgandy Blush', which forms tight clusters of small rosettes, to 'Cyclops', a giant form. Favorite varieties in dramatic colors he mentioned were yellow variegated 'Sunburst', and almost black 'Zwartkop.' While aeoniums can get leggy, he recommended cutting off the tops and re-planting, especially if they reach the point of forming too small rosettes. Often the cut stems that remain will sprout new heads.

In Jeff's chapter on agaves he notes that *Agave attenuata* is very commonly planted here, and will grow a short trunk. He also mentions uncommon varieties such as *A. mediopicta* 'Alba', *A. gypsophila* (resembling the octopus agave), and *A. horrida* (with nasty toothed leaves.)

In his discussion of cacti, Jeff talked about crested versions, which result from a benign virus. He enjoys the spectacular flowers of many cacti, particularly the *Tricocereus* versions from Mexico.

There is also a chapter on succulent landscaping, and he cited the "3R's" of this art. These are Rocks, Repetition, and Restraint. He stated that it's generally okay to mix aloes and other succulents with other plants of the same watering needs, such as cycads, but cautioned that other plants can grow faster and overpower the succulents.

Under echeverrias, he discussed the "frilly hybrids," and the carunculations (which appear warty), which make very good container plants. Falling into this category are also the dudleyas, including *Dudleya brittonii* and *D. attenuata*.

Jeff is well-known for his award-winning underwater-themed



Janet Ward

gardens, such as the one he created at the San Diego Botanic Garden, and those he makes for the Del Mar Fair. He uses lava rocks to simulate coral, and small plants that imitate sea life, with accents like anchor chain or even rusty beer cans.

Further chapters on crassulas, succulent bonsai, and kalanchoe offered photos of very interesting samples. Jeff also expanded on cactus crests and mesembryanthemaceae species (ice plants, lithops, etc.).

Look for Jeff's new book coming soon, *Aloes and Agaves for the California Landscape*. Thanks, Jeff, for an outstanding presentation. 🌵

THANK YOU MEETING DONORS

We appreciate the generosity of:

Ray Brooks

Green Thumb Nursery (see inside front cover)

Jeff Moore, Solana Succulents (see page 16)

Sunshine Care (see page 13)

San Diego Floral Association

Gardens, Floral Design, Community since 1907

Centennial Events 2015

SAVE THE DATES

Botanical Building Tours throughout 2015

Historic Garden Tour: April 11, 2015

Flower Show: May 8-10, 2015

Lecture Forum: The Panama-California Exposition and Cultural Landscape:
October 3, 2015

Kate Sessions Birthday Celebration:
November 7, 2015

Festival of Trees: December 4-5, 2015



1650 El Prado #105,
San Diego, CA
92101-1684

Join the Fun Fund!

For more information on each event and to donate to the Fun Fund visit
sdfloral.org/centennial.htm



AUTHORS WANTED FOR PACIFIC HORTICULTURE MAGAZINE

Pacific Horticulture Society (PHS) has been publishing *Pacific Horticulture* magazine for nearly 40 years, largely through the efforts of talented freelance writers, photographers, and artists, whose generously donated work supports the mission "to inspire and educate West Coast gardeners." SDHS is a Pacific Horticulture Partner, and part of our role is to ensure representation of the San Diego region in the quarterly magazine. The Winter 2014 issue is full of articles about San Diego horticulture – let's keep the momentum going in future editions.

Pacific Horticulture readers value informed and accurate content, a curious perspective, and respect for the environment. Contributors are knowledgeable gardeners writing about real gardens whose strong voice and/or quality photographs engage readers. If you would like to contribute to this flagship publication about West Coast horticulture, please submit a proposal to the editor, including a description of the story and an explanation as to how it relates to the *Pacific Horticulture* reader. Full details about submission requirements can be found online at pachort.org, click on "Magazine."

PHS also offers horticultural tours, with limited space open on 2015 tours to France and Chicago. 2016 tours will include San Miguel de Allende, Japan, Costa Rica, South Africa, and more!

SDHS members can subscribe to *Pacific Horticulture* at a special rate. Subscribe or renew today at pachort.org and use discount code SDHS2014. 🌿

■ Trees Continued from page 5

infected wood are the simplest antidotes to borers. Insecticides are not effective or recommended, but weed removal, timely watering and pruning restraint can make a difference.

As we celebrate Valentine's Day, consider its Latin origin: *valens*, which means strong, vigorous and healthy. Let's vow to improve the vitality of our fruit trees, and reap delicious rewards.

Learn More:

1 woodlandtree.com/assets/1792/pruningstandards.pdf
2 anrcatalog.ucdavis.edu/InOrder/Shop/ItemDetails.asp?ItemNo=3485
tinyurl.com/Feb-shothole-borer-details

Member Robin Rivet is an ISA Certified Arborist, Tree Risk Assessor and UCCE Master Gardener; contact her at robin@sandiegotreemap.org. 🌿

LOVE TO GARDEN? LOVE THE COUNTY FAIR?

Jobs are available for this year's Garden Show June 5-July 5.

Contact Coordinator
Cindy Benoit

@ 760-473-4244



Renew Now at www.sdhort.org - It's quick and easy!

Membership Type	Online Newsletter	Printed Newsletter
Individual - 1 year	\$30	\$42
Individual - 3 years	\$80	\$116
Household - 1 year	\$45	\$57
Household - 3 years	\$125	\$161
Group or Business - 1 year	\$50	\$62
Group or Business - 3 years	\$140	\$176
Student - 1 year	\$16	\$28
Life Member	\$700	\$700

Pay online for dues or events: When paying online you do *not* need a PayPal account. To pay with a Credit Card, click on the "Don't have a PayPal account?" link at the bottom of the payment page and this brings up instructions for paying with a credit card.

**SDHS members...
SAVE \$4 on
*Pacific Horticulture***

Only \$24/year brings you a beautiful full-color magazine all about West Coast gardening!

Each fascinating issue has articles on places to visit, unique gardens, plant info, and lots more.

To get this great deal, go to www.pacifichorticulture.org/join and use discount code SDHS2013



25 Years Experience in So. California



Daniel F. E. Cannou
Consulting Horticulturist

Sunset Horticultural Services
(760) 726-3276

Professional solutions to problems
with plants, soil and irrigation


Landscape renovation
Complete landscape care

What's Happening? for FEBRUARY 2015

The SDHS is happy to publicize items of horticultural interest. See other side for resources & ongoing events.
Send calendar listings by the 10th of the month before the event to Neal King at calendar@sdhort.org.

▼ SDHS Sponsor

DISCOVER EVERGREEN NURSERY



Landscaping? Relandscaping?
Just Sprucing Up Your Yard?

WHY PAY MORE?

BUY DIRECT FROM THE GROWER AND SAVE!

ONE STOP SHOPPING

Incredible selection. Over 500 varieties on 400 acres.
From small color packs to huge specimen trees.

DRIVE THRU SHOPPING

Use your car as a shopping cart!!!



UNBEATABLE VALUE

The discount houses and depots can't compete
with our grower direct prices.

Come on out and see for yourself!

- 1 gallon plants starting at \$2.90
- 5 gallon plants starting at \$9.00
- 15 gallon plants starting at \$35.00

PROMPT DELIVERY AVAILABLE

Winter Hours - call to confirm

Mon.-Saturday 7:30-4:30; Sunday 9:00-4:30

Free Monthly Seminar

First Saturday of every month

Starting at 10am at two locations:

Carmel Valley and Oceanside

February 7: Landscaping with Succulents & Natives

**SEATING IS LIMITED – PLEASE CALL AHEAD TO
RESERVE A SEAT.**

Create a beautiful landscape with succulents and natives
without it looking like a desert. Yes, it can be done and you'll
also use a lot less water.

Each FREE seminar is approximately 1 hour long. Come to
the location nearest you! Refreshments will be provided. Seminar
attendees receive a coupon for an instant discount for any
purchases made the day of the seminar!

To view our entire seminar schedule and check
our hours of operation, visit us at

www.evergreennursery.com

Send questions and comments to:
info@evergreennursery.com

Three Convenient Locations:

CARMEL VALLEY

13650 Valley Rd.
(858) 481-0622

OCEANSIDE

3231 Oceanside Blvd.
(760) 754-0340

*****NEW location (limited hours, call first):

EL CAJON

9708 Flinn Springs Rd., (619) 443-0873

Events at Public Gardens

❖ **Alta Vista Gardens** Contact info on other side
See www.avgardens.org for events & classes

❖ **San Diego Botanic Garden** Contact info on other side
February 7, 9am-1pm, Abstract Nature Photography:
Explore the garden with your camera like never before and
transform ordinary objects of nature into works of art.
Members \$62, Non-Members \$75. Register by January 30.
**February 8, 9:30am-4pm, Color Pencil and Watercolor
Garden Journaling:** Learn clever user-friendly ways to
draw natural shapes from the Garden by combining
watercolors, water-soluble pens and colored pencils.
Members \$78, Non-Members \$92. Register by January 30.
February 24, 9am-2pm, Succulent Wreath Class: Take
home a charming succulent wreath that you make yourself.
Members \$60, Non-Members \$72. Register by February 13.

❖ The Water Conservation Garden

Contact info on other side

February 7, 10am, noon, Garden Design: Learn the steps
from design, irrigation, plant selection, and maintenance.
Pre-registration for this class is required. Members Free
Non-Members \$10.

February 28, 10am, noon, Hillside Gardening: Steps you
need for planting on a slope. Pre-registration for this class is
required. Members Free Non-Members \$10.

Saturdays, 10:30am, Garden Tour: Docent led tour of the
Water Conservation Garden. Meet at the main gate at the
Garden entrance. No reservations required.

Events Hosted by SDHS Sponsors

Please thank them for supporting SDHS!

◆ Barrels & Branches Classes & Workshops

Info: events.barrelsandbranches@gmail.com or (760) 753-
2852. See ad on page 17.

◆ Cedros Gardens, Saturday & Sunday FREE classes.

See www.cedrosgardens.com.

◆ City Farmers Nursery Workshops

See www.cityfarmersnursery.com.

◆ Evergreen Nursery: FREE Seminar

See column at left for details.

◆ Sunshine Care FREE Seminar Each Month

Feb. 21, 10:30am, **Tomatoes, Tomatoes, Tomatoes Lecture:**
(More details are on page 7.) From seeding through
harvesting. Determinants, In-determinants, cherry, heirloom
and grafted tomatoes will be discussed. 12725 Monte Vista Rd.,
Poway. RSVP: (858) 472-6059 or roy@sunshinecare.com.
Info: www.sunshinecare.com. See ad on page 13.

◆ Walter Andersen Nursery FREE Saturday Classes

Details at www.walterandersen.com; address in ad on page 15.

Point Loma, 9am

Poway, 9:30am

Feb. 7 Cymbidium orchid care

TBA

Feb. 14 Citrus & avocados

TBA

Feb. 28 Spring Bulbs

TBA

◆ Weidners' Gardens classes & workshops

See www.weidners.com or call (760) 436-2194.

Next SDHS Meeting

February 9:

Plants with Benefits

See page 1 for details

**More garden-related events on
other side.**

Other Garden-Related Events: Check with hosts to confirm dates & details

FREE California Friendly Landscape Training Class

Learn how to make your landscape a WaterSmart landscape. This 3-hour workshop is fast-paced and informative, offering solutions to common landscape problems. Participants learn how to design landscapes that are sustainable in our climate. Workshop topics include how to make the best use of limited rainfall, irrigate efficiently and choose the best plants for each yard. This training is sponsored through a partnership between San Dieguito WD, Olivenhain MWD, Santa Fe Irrigation District, San Diego County Water Authority, and Metropolitan Water District of Southern California. **Seating is limited, registration is required. Please contact conserve@sdwd.org to register.** This workshop is being offered at several locations around San Diego County, **from Jan. 31 (Scripps Ranch) through June 23 (San Diego).** For additional info visit www.tinyurl.com/California-Friendly-workshops.

February 1, 4-5pm, Solana Center's Greywater Demystified Workshop: 137 N. El Camino Real, Encinitas. Info: www.solanacenter.org.

February 2, 12:30-2:30pm, Palomar District's Floral Design Forum: Ikebana, Enjoy the simplicity, meaning and grace. 7170 Miramar Road. NGC/CGCI members \$12 non-members \$15. Info: www.bernardogardeners.org

February 7, noon, Cymbidium Society Auction: All types of orchids. Preview at 11:00 Admission and parking free. 1105 La Bonita Dr., San Marcos Info: orchldy2@mac.com or (760) 732-0055.

February 7 & 8, 1-5pm, Camellia Society Show : Casa Del Prado, Balboa Park. Info: www.socalcamelliasociety.org

February 10, 10am, Dos Valles Garden Club: Under the Spell of Succulents. 31020 Cole Grade Road, Valley Center. Info: www.dosvallesgardenclub.org.

February 11, 10am-noon, Point Loma Garden Club: Growing Camellias. 2818 Avenida de Portugal. Info: www.plgc.org.

February 14, 10am-4pm, San Diego Cactus & Succulent Society Winter Show & Sale: (SEE INSERT FOR DETAILS) Strange & exotic plants from the far corners of the world! Choice plants and handmade pots for sale. (9am members only), Balboa Park, Casa del Prado, Room 101. Info: 858-382-1797.

February 15, 10:30am-3:30pm, San Diego Mycological Fungus Fair: Balboa Park, Casa del Prado, Room 101 & Room 104 and in the courtyard. Info: www.sdmyco.org.

February 18, 6:30pm, San Diego Floral Association: Landscaping with Herbs. Walter Andersen Nursery, 12755 Danielson Court, Poway. Info: www.sdfloal.org or (619) 232-5762.

February 28, 10am-noon, Anstine-Audubon Nature Preserve How to Propagate California Native Plants: (See page 9 for details) Hands-on workshop and show you step by step how to propagate California native plants using cuttings. 2437 Hutchison St., Vista. Free. Info and to pre-register: www.anstine.eventbrite.com.

March 5, Sustainable Turf & Landscape Seminar: (SEE INSERT FOR DETAILS) Day-long seminar on healthy landscapes with limited water. \$75. Cuyamaca College, 900 Rancho San Diego Pkwy, El Cajon. Info and to pre-register, go to www.cuyamaca.edu/OHweb.

Do you belong to a club or organization whose events aren't listed above?

For a FREE listing (space permitting) send details by the 10th of the month BEFORE the event to Neal King at calendar@sdhort.org.

For an extensive list of garden club meetings and events, visit
sdfloal.org/calendar.htm

Resources & Ongoing Events:

ALTA VISTA BOTANIC GARDENS: Open Monday-Friday 7:00-5:00; 10:00-5:00 on weekends. Fee: members/free; non-members/\$2. 1270 Vale Terrace Drive, Vista. Info: www.avgardens.org or (760) 945-3954.

SAN DIEGO BOTANIC GARDEN: (formerly QUAIL BOTANICAL GARDENS): Open daily 9-5 (closed Thanksgiving, Christmas, New Year's Day); 230 Quail Gardens Dr., Encinitas. Fee: \$14/adults, \$10/seniors, \$8/kids 3-12; parking \$2. Free to members and on the first Tuesday of every month. (760) 436-3036; www.SDBGarden.org.

THE WATER CONSERVATION GARDEN: Open 9-4 daily, FREE. Docent-led tours every Saturday at 10:00am. 12122 Cuyamaca College Drive West, El Cajon, (619) 660-0614 or www.thegarden.org.

MISSION TRAILS REGIONAL PARK: Guided hikes Wed., Sat. & Sun. Visitor Center open 9-5, off Mission Gorge Rd., San Carlos, (858) 668-3275.

MASTER GARDENER HOTLINE: Gardening questions answered by trained volunteers Mon.-Fri., 9-3, (858) 822-6910, www.mastergardenerssandiego.org.

SAN ELIJO LAGOON CONSERVANCY: Free 90-minute public nature walk 2nd Saturday of each month start at 9:00 am. Call (760) 436-3944 for details.

DESERT WILDFLOWER HOTLINE: Anza-Borrego Desert State Park: (760) 767-4684. Info., events, road conditions, etc.: (760) 767-5311 or www.desertusa.com/wildflo/wildupdates.html.

WILDFLOWER HOTLINE: March to May call the Theodore Payne Foundation hotline: (818) 768-3533 for info. on blooms in Southern California and elsewhere; visit www.theodorepayne.org.

BALBOA PARK:

Offshoot Tours: FREE 1-hr walking tour in Balboa Park every Sat., 10am. Meet at Visitors Center; canceled if rain or less than 4 people. (619) 235-1122.

Botanical Building is one of the world's largest lath structures, with 1200+ plants and lavish seasonal displays. FREE. Open Friday-Wednesday, 10am to 4pm.

Botanical Library: Room 105, Casa del Prado, Mon.-Fri. and first Sat., 10am-3pm, FREE. Info: (619) 232-5762.

Japanese Friendship Garden: Tues. to Sun., 10-4. Fees: free 3rd Tuesday; \$5/family; \$2/adult, \$1/seniors/students; (619) 232-2721, www.niwa.org.

Canyoneer Walks: FREE guided nature walks Saturday & Sunday. (619) 232-3821 X203 or www.sdnhm.org

Balboa Park Ranger Tours: FREE guided tours of architecture/horticulture, Tuesdays & Sundays, 1pm, from Visitors Center. Info: (619) 235-1122.

San Diego Natural History Museum: Exhibits, classes, lectures, etc. (619) 232-3821; www.sdnhm.org.

S.D. Zoo: Garden day 3rd Friday of every month from 10am. Pick up schedule at entry. Info: (619) 231-1515, ext 4306; www.sandiegozoo.org.

Garden Radio Shows:

Garden Compass Radio Show (local). Saturday 9-10am. XEPE 1700AM radio, hosts Bruce and Sharon Asakawa, John Bagnasco. Call-in questions: (619) 570-1360 or (800) 660-4769.

GardenLife Radio Show (national). Saturday 8-9am and Sunday 8-10am. KCEO 1000AM radio, hosts Bruce and Sharon Asakawa, John Bagnasco. Call-in questions: 866-606-TALK. Hear it streaming live on lifestyletalkradio.com. GardenLife shows are also archived at www.lifestyletalkradio.com.

San Diego County Farmers Markets

www.sdfarmbureau.org/BuyLocal/Farmers-Markets.php