

Let's Talk Plants!

Newsletter of the San Diego Horticultural Society

December 2015, Number 255

Ecology Landscaping and other Waterwise Lessons

PAGE 1

Our Spring Garden Tour – page 3

Victory Gardens – page 4

Christmas Tree Mystery – page 5

Toyon & Saltbush – page 6

Introduction to Gasterias – page 7

Garden of Lights – page 11

On the Cover: Two pipevines in a butterfly habitat.

Seen at our November meeting



Koby

Above: These three landscape designers presented ideas for small gardens.
L to R: Susanna Pagan, Amelia Lima, Koby. Read about it on page 19.



Right: *Salvia sagittata* was seen at the Plant Display table (see page 18).

▼ SDHS SPONSOR

GREEN THUMB SUPER GARDEN CENTERS

1019 W. San Marcos Blvd. • 760-744-3822
(Off the 78 Frwy. near Via Vera Cruz)

- CALIFORNIA NURSERY PROFESSIONALS ON STAFF
- HOME OF THE NURSERY EXPERTS • GROWER DIRECT



www.supergarden.com
Now on Facebook

WITH THIS VALUABLE **Coupon**

**\$10⁰⁰
OFF**

**Any Purchase of
\$60⁰⁰ or More!**

- Must present printed coupon to cashier at time of purchase
- Not valid with any sale items or with other coupons or offers
- Offer does not include Sod, Gift Certificates, or Department 56
- Not valid with previous purchases • Limit 1 coupon per household
- Coupon expires 12/31/2015 at 6 p.m.


sdhs



When in doubt, let them make their own choice with a
**GREEN THUMB
GIFT CARD!**



- Ornaments
- Garland
- Lights
- Wreaths
- Poinsettias
- Christmas Trees
- Outdoor Decorations





HORTICULTURE

SPRING 2016
miracosta.edu/hort



Horticulture Associate Degree or Certificate Program

At MiraCosta College, you can earn an associate degree or a certificate in a variety of programs including irrigation technology, landscape architecture, landscape management, nursery production, wine technology and more. Some certificates take as little as two semesters to complete!

To receive a spring course schedule with complete details and enrollment information, call **760.795.6615**. For more information about MiraCosta College's Horticulture Program, call **Claire Ehrlinger** at **760.795.6704**.

Spring classes at MiraCosta College start January 25

Community colleges are still California's best buy in higher education. Enroll now!
See back for courses offered this spring.

Horticulture Department Open House

Monday, January 11, 2015, 5-7 PM

MiraCosta College Horticulture Building Room 7051

Parking available in lots 7A and 4C, no permit required.

Join us for our Open House and find out how our program can get your life moving in a new direction. Come meet our professors; tour our facility; and learn about career, internship and scholarship opportunities. Everyone is welcome, including prospective and current students!

For more information contact **Carolyn Kinnon**,
760.757.2121, x6533 or ckinnon@miracosta.edu



Holiday Poinsettia Sale

*Premium quality Poinsettias grown by the
MiraCosta College Horticulture Department*

Poinsettia Sale Hours at the Horticulture Sales Nursery:

Every Mon., Wed. & Fri., 11/20-12/23, 9 a.m.-4 p.m.
(or until sold out)

Poinsettia Varieties & Pot Sizes:

4" and 6"
Red, White, Pink & Marble



Quantity Discounts:

10% discount for quantities of 10 or more
15% discount for quantities of 50 or more

Payable by check or credit/debit card only.

For ordering or more information please contact:
Horticulture Sales Nursery
760.757.2121, x6994 or hortmail@miracosta.edu

Horticulture Department & Plant Sales Nursery

MiraCosta College, Oceanside Campus
1 Barnard Drive, Oceanside, CA 92056
Parking available in Lot-7A

MiraCosta College Credit Courses / Spring 2016

Class # **Days** **Time** **Instructor** **Units** **Room #**

HORTICULTURE

HORT 110 Introduction to Sustainable Horticulture

This course introduces sustainable horticulture principles and practices in gardening, landscaping, nursery management, and floriculture. Students are required to attend field labs and field trips. CSU

OCEANSIDE CAMPUS					ROOM #
2024	T	9:00am-1:50pm	ALLISON M	3.0	OC7053

HORT 115 Soil Science

This course examines the physical, chemical, and biological properties of soil with an emphasis on solving issues related fertility, salinity, pH, high calcium, specific toxicities, and physical problems. Students are required to participate in field labs and trips. CSU; UC

OCEANSIDE CAMPUS					ROOM #
2026	Th	9:00am-1:50pm	ALLISON M	3.0	OC7053

HORT 116 Plant Science

This course covers the basic principles of plant science pertaining to food and ornamental plants and addresses plant taxonomy and nomenclature. Students are required to attend field labs and field trips. CSU; UC

OCEANSIDE CAMPUS					ROOM #
2028	MW	12:30pm-3:25pm	KINNON C	4.0	OC7053
2030	W	5:00pm-7:50pm	EHRLINGER C	4.0	OC7053
	&ONL				ONLINE
+3 hours weekly online.					

HORT 117 Plant Identification: Trees, Shrubs, and Vines

This course covers the identification, growth habits, culture, and ornamental use of plants found in Southern California landscapes. It emphasizes botanical and common names, plant family relationships, and environmental adaptations. Students are required to attend field trips both on and off campus. CSU; UC

OCEANSIDE CAMPUS					ROOM #
2032	F	1:00pm-3:55pm	EHRLINGER C	3.0	OC7051
	&ONL				ONLINE
+2 hours weekly online.					

HORT 121 Sustainable Landscape and Turf Management

This course introduces sustainable and ecological landscape management practices, including pruning, nutrient management, irrigation, turf management, soil preparation, transplanting, fire safety, and integrated pest management. Participation in field trips and field labs is required. CSU

OCEANSIDE CAMPUS					ROOM #
3066	Th	5:00pm-9:50pm	ALLISON M	3.0	OC7051

HORT 127 Landscape Design

This introduction to landscape design covers the principles and process of design, drafting, hand drawn graphics, and presentation methods. Projects emphasize residential and small commercial sites. Students are required to attend field trips. CSU; UC

OCEANSIDE CAMPUS					ROOM #
2034	T	5:00pm-9:50pm	ALLISON M	3.0	OC7051

Class # **Days** **Time** **Instructor** **Units** **Room #**

HORTICULTURE

HORT 134 Plant Pest Control

Students examine common pests of ornamental plants in Southern California (weeds, insects, and diseases). The course emphasizes diagnosis, control, laws and regulations, and preparation for state licensing exams or continuing education. CSU

OCEANSIDE CAMPUS					ROOM #
2036	T	5:00pm-9:50pm	KINNON C	3.0	OC7053

HORT 140 Subtropical Fruit and Plant Production

This course covers the production of subtropical fruits grown primarily in San Diego and neighboring counties, including citrus, avocados, and exotic fruits. Field trips to local orchards and groves are required. CSU

OCEANSIDE CAMPUS					ROOM #
2038	M	5:00pm-6:55pm	BENDER G	3.0	OC7053
	&S	8:00am-10:55am			OC7053

HORT 149 Vineyard Production and Management

This course covers vineyard management responsibilities, including vineyard development, budgeting, grape selection, and care. Students are required to attend field trips to local vineyards. CSU

OCEANSIDE CAMPUS					ROOM #
2040	W	6:00pm-7:50pm	STEHLY A	3.0	OC7051
	&S				OC7051
+6 hours every other Saturday from 8am-1:50pm beginning 2/6/16.					

HORT 299 Occupational Cooperative Work Experience

This course is for students who are employed in a job directly related to their major and who seek to learn new skills or improve existing skills at work under the instruction of a MiraCosta faculty-mentor. CSU

COREQUISITE: Complete 75 hrs paid or 60 hrs non-paid work per unit.
Enrollment Limitation: Career Center approval. May not enroll in any combination of cooperative work experience and/or internship studies concurrently.

2168	ARR	STAFF	3.0
------	-----	-------	-----

Go to miracosta.edu/dataform or the Career Center in Bldg 4700, OC, to complete an employer contact information form. Faculty mentor will visit your worksite twice, unless you are employed more than 25 miles from any of MiraCosta's three campuses. You then may be required to travel to a campus to meet with your instructor and to meet virtually. Call the Career Center if you have questions: 760.795.6772.

THIS IS A LATE-START CLASS, (02/08-05/27).

November Workshop Garden

SDHS Treasurer Sam Seat built this handsome stone wall at his home for the garden designed by Linda Bressler, who did a workshop here in November (see page 2).



Barbara Raub

▼ SDHS SPONSOR

WATERWISE BOTANICALS
www.WaterwiseBotanicals.com

Wholesale nursery - Open to the public!

- Landscape Succulents - Cacti - Perennials -
- Roses - Ornamental Grasses - Shrubs - Trees -

We specialize in Drought Tolerant & Water-wise Landscaping!

www.WaterwiseBotanicals.com

32183 Old Hwy 395 Escondido, CA 92026
(760) 728-2641 - Open Mon-Sat 8am-5pm

▼ SDHS SPONSOR

Severe Drought

WHEN IN DROUGHT

Save every day, every way.

This is **Serious** Water Conservation is Mandatory

Mandatory conservation measures include:

- Limiting outdoor watering days and times
- Watering only during the late evening or early morning hours
- Eliminating runoff from irrigation systems
- Repairing all leaks within 72 hours
- Using hoses with shut-off valves for washing cars (or use commercial car washes that re-circulate water)

Local rules vary. Find restrictions in effect in your community at **whenindrought.org**.

San Diego County Water Authority

Garden of Lights

December 5 – 23 and 26 – 30
5 – 9 pm

Horse-drawn Wagon Rides and Snow on Select Nights
Holiday Crafts, Marshmallow Roasting, Santa, Live Music,
Hot Mulled Wine, Cocoa, Red Oven Artisanal Pizza

The Garden of
Lights is presented
by the County of
San Diego



SDBGarden.org



IN THIS ISSUE...

- 2 Workshops in 2016
 - 2 Volunteers Needed
 - 2 Newsletter Back Issues
 - 3 From the Board
 - 3 2016 Spring Garden Tour
 - 4 The Real Dirt On...Victory Gardens
 - 4 Book Review
 - 5 Trees, Please... Christmas Tree Mystery
 - 5 Volunteer Spotlight
 - 6 Going Wild With Natives
 - 6 To Learn More...
 - 7 Introduction to Gasterias
 - 9 The Dirt on Water Blog
 - 10 My Life with Plants
 - 11 Welcome New Members!
 - 11 Discounts for Members
 - 11 What's Up At San Diego Botanic Garden?
 - 14 Sharing Secrets
 - 18 November 2015 Plant Display
 - 19 November Meeting Report
 - 20 Pacific Horticulture Tours
- INSERTS:**
MiraCosta College
Calendar/Resources/Ongoing Events

SAN DIEGO HORTICULTURAL SOCIETY

OUR MISSION is to promote the enjoyment, art, knowledge and public awareness of horticulture in the San Diego area, while providing the opportunity for education and research.



MEMBERSHIP INFORMATION

Renewal information is on page 20 and at www.sdhort.org.
For questions contact membership@sdhort.org
or Jim Bishop at (619) 296-9215.

MEETING SCHEDULE

6:00 – 6:45 Vendor sales, lending library, plant display, silent auction
6:45 – 8:30 Announcements, door prizes, speaker

MEETINGS & EVENTS

(FW = Free workshop; FG = Featured Garden; register at www.sdhort.org)

- | | |
|-------------|--|
| January 11 | Michael Buckner on Contemporary, Expressive & Sustainable Southwestern Gardens |
| February 8 | Dave Ericson on Perfect Pairings - Tips for Layered Landscapes |
| March 13-18 | SDHS Tour: Gardens of Puerto Vallarta, Mexico – see sterlingtoursltd.com |
| March 14 | Stephanie Shigematsu, Danny Simpson & Michael Letzring on Botanical Collection at the San Diego Zoo |
| April 2 | SDHS SPRING GARDEN TOUR – see page 3 |
| April 11 | David Fross on Perspective, Forty Years Among the Natives |



www.sdhort.org

COVER IMAGE: These two native pipevine butterflies were photographed at the Dorcas E. Utter Memorial Butterfly Pavilion at The Water Conservation Garden, and give just a hint about the excellent ideas and exciting inspirations to be found within this local gem. Learn more at the December meeting.

NEXT MEETING: DECEMBER 14, 2015, 6:00 – 8:30 PM

Speaker: Clayton Tschudy on *Ecology Landscaping and Other Waterwise Lessons from The Water Conservation Garden*

Meeting is open and everyone is welcome. Admission: Members/free, Non-Members/\$15. Parking is free.
Meeting Place: Del Mar Fairgrounds, Surfside Race Place, Del Mar; Info: (619) 296-9215

This month we are very pleased to welcome Clayton Tschudy, environmental biologist, landscape designer, and Director of Horticulture and Exhibits at The Water Conservation Garden in El Cajon. Founded in response to the drought of the late 1990s, The Water Conservation Garden has nearly 20 years of experience in the local use of drought tolerant plants and xeriscape garden management. Tschudy will discuss the successes of and challenges faced by the Garden over the years, and innovations being undertaken in response to the current drought crisis, such as bioswale water capture, cutting edge irrigation technologies, and hugelkultur trenching for improved drought tolerance in trees. Additionally, he will lecture on the Garden's new Native Habitat, a drought tolerant landscape based on ecological principles and local plant diversity that features habitat components for native butterflies.

Clayton Tschudy is an environmental biologist and has practiced sustainable landscape design for over 10 years throughout California. He specializes in restoration and habitat design, and is the designer for the ongoing Zoro Butterfly Garden retrofit in Balboa Park. Tschudy consults with numerous organizations on public projects, including the City of San Diego, City of Chula Vista, Port of San Diego, San Diego Canyonlands, and others. He is a board member of the California Native Plant Society in San Diego and sits on the Wildlife Advisory Group for the Port of San Diego and the City of Chula Vista. He attended Humboldt State University for botany.

For more information see thegarden.org and page 8. 🌿



SAN DIEGO HORTICULTURAL SOCIETY

Established September 1994

BOARD MEMBERS

Lisa Bellora - Member-at-Large
Cindy Benoit - Membership Chair
Patty Berg - Volunteer Coordinator
Jeff Biletnikoff - Meeting Room Coordinator
Jim Bishop - President
B.J. Boland - Corresponding Secretary
Ray Brooks - Member at Large
Bruce Cobbledick - Workshop Coordinator
Julian Duval - San Diego Botanic Garden Representative
Mary James - Program Committee Chair
Princess Norman - Secretary
Susanna Pagan - Public Relations Coordinator
Sam Seat - Treasurer
Susan Starr - Garden Tour Chair
Donna Tierney - Member at Large
Susi Torre-Bueno - Newsletter Editor, Past President
Roy Wilburn - Outreach Coordinator

Let's Talk Plants!, the SDHS newsletter, is published the fourth Monday of every month.

Editor: Susi Torre-Bueno;
(760) 295-2173; newsletter@sdhort.org

Advertising: Ellie Knight;
newsletter@sdhort.org

Calendar: Send details by the 10th of the month before event to calendar@sdhort.org.

Copyright ©2015 San Diego Horticultural Society, Encinitas, CA. All rights reserved. Not to be reproduced by any means for any purpose without prior written permission.

New Email? New Street Address?

Please send all changes (so you will continue to receive the newsletter and important notices) to membership@sdhort.org or SDHS, Attn: Membership, PO Box 231869, Encinitas, CA 92023-1869. We NEVER share your email or address with anyone!

BECOME A SPONSOR!

Do you own a
garden-related business?

SDHS sponsorships have high recognition and valuable benefits, including a link to your website, discounts on memberships for your employees, and free admission to SDHS events. This is a wonderful way to show your support for the SDHS. Sponsors help pay for our monthly meetings, annual college scholarships, and other important programs. Sponsorships start at just \$100/year; contact Jim Bishop at sponsor@sdhort.org. Sponsors are listed on page 10; look for "SDHS Sponsor" above their ads. We thank them for their support.

WORKSHOPS IN 2016

Watch this space, and look for your SDHS monthly eblasts, to learn about our workshops in 2016. Barbara Raub took these photos during our November workshop on *Companion Plants for Succulents*. It was taught by garden designer Linda Bressler, who designed this garden (see another garden view on page 21) at the home of our treasurer, Sam Seat, and his wife Terri. Thanks to them for making the workshop possible.

If you'd like to volunteer for the workshop committee contact Bruce Cobbledick at workshop@sdhort.org.

Workshop teacher Linda Bressler (3rd from left)



VOLUNTEERS NEEDED

Tech Support Help at Meetings:

Do you have video and tech support skills, and also love to garden? We need a tech-savvy volunteer to help load speaker presentations onto a laptop prior to our monthly meeting, and to assist the speaker. Also, we are looking for an individual who can load past presentations onto the internet. Contact Jim Bishop: president@sdhort.org.

NEWSLETTER BACK ISSUES:

Available Free for Non-Members

You know that as a member you can see our newsletter online at any time, enjoying full color on every page and live links. Thanks to the computer wizardry of Jim Bishop, newsletters from 2008 to 2012 are available on our website for public viewing by non-members. Please share this link with your friends and neighbors: <http://sdhort.org/PriorYearsNewsletters>. There's lots of very valuable information there! Perhaps this will also encourage them to join SDHS so they can enjoy current issues as well as all the other member benefits. Newer issues will be added periodically.

LOVE TO GARDEN? LOVE THE SD COUNTY FAIR?



Lots of jobs are
available for all
shifts at the 2016
Paul Ecke, Jr.
Garden Show
June 3 - July 4.

Contact Coordinator
Cindy Benoit @ 760-473-4244!



FROM THE BOARD

By Jim Bishop

Hard to believe it's almost the end of 2015. Let's hope that 2016 brings some relief from the drought.

You can check out all the great meetings planned for the first six months of 2016 on our website: sdhs.org/meetings. Also, save the date of April 2 for our annual garden tour, *From Valley to Sea*. It features private gardens in Del Mar and Carmel Valley. Online ticket sales start in January.

Care for something a little more exotic? Join us for a multiday SDHS members-only tour of Puerto Vallarta, Mexico, from March 13-18. It is a wonderful tropical location situated in the hills overlooking the Pacific Ocean. Join our host Robert Kopfstein, president of the San Diego Bromeliad Society, as we tour the tropical gardens of Puerto Vallarta. Our home is the Posada de Roger (hotelposadaderoger.com), a quaint Mexican-style hotel in downtown Puerto Vallarta, surrounded by beautiful gardens and authentic Mexican architecture. The hotel is within walking distance of many markets, shops, and cafes in the area and is located one block from the main beach in Old Town.

We will spend a full day on a private visit to the Vallarta Botanic Gardens (vbgardens.org), in the enchanted highlands of Jalisco. The gardens are home to over 3,000 different species of plants and feature a palm garden, tree fern grotto, orchid house, and jungle trails with tropical birds. We'll enjoy a lunch in the garden during our visit.

The next day we visit San Sebastian de Oeste, an old mining town buried deep in the heart of the Sierra Madre Mountains. San Sebastian was originally settled in 1605 and was one of the gold and silver mining

Continued on page 20



Puerto Vallarta, Mexico

"Puerto Vallarta cathedral 1" by Stan Shebs. Licensed under CC BY-SA 3.0 via Commons - https://commons.wikimedia.org/wiki/File:Puerto_Vallarta_cathedral_1.jpg#/media/File:Puerto_Vallarta_cathedral_1.jpg

2016 SPRING GARDEN TOUR: APRIL 2, 2016

By Susan Starr, Chair, SDHS Spring Garden Tour

Next year's Spring Garden Tour, *From the Valley to the Sea*, will feature the gardens of Del Mar and Carmel Valley. These two microclimates capture much of the essence of San Diego County horticulture. Located on winding streets overlooking the sea, Del Mar gardens benefit from the fog and coastal breezes. Even in drought, their hillside landscapes retain a look of lush greenery. Carmel Valley homes, only a mile or two away, are built on soil in which lima beans once flourished. These gardens enjoy warmer and drier climates. Away from the steep hillsides and shade from mature plantings typical of Del Mar, Carmel Valley gardeners have created charming vignettes using plants that thrive in the sun and heat.

Our tour will introduce you to a wonderful and diverse set of gardens. Our homeowners have chosen a wide variety of plantings to take advantage of their surroundings. You'll see succulent landscapes, tropical landscapes, and ocean-view gardens. Unusual shrubs and trees from Australia, New Zealand, South Africa and other climates as dry, or dryer, than our own will give you new ideas for your own landscape. Techniques to use water wisely will be on display: artificial turf, recycled gray water, and clever irrigation systems. Several of the gardens have been designed by local landscapers, so you'll have a chance to see their work, just in case you are considering refreshing your own garden. Be sure to mark your calendars for Saturday, April 2, 2016. 🌿



Left:
Carmel
Valley
garden
by Laura
Eubanks



Below:
Del Mar
garden
by Dave
Ericson

Laura Eubanks

Dave Ericson

THE REAL DIRT ON...

Victory Gardens

By Carol Buckley



Viewers of Masterpiece Theatre's drama *Home Fires* have been reminded of the efforts of Britain during WWII to shore up the military through food-growing self-sufficiency. The idea to increase food production during wartime by raising serious crops in uncommon places is probably as old as wars and not restricted to one side. We commonly think of these gardens as a product of WWI and WWII, when private and public urban land was used to supplement food stores. Woodrow Wilson said, "Food wins wars," and in 1917, Charles Lathrop Pack, a 60-year-old timber magnate and apparent semi-conservationist, began the U.S. National War Garden Commission. He thought that using nonagricultural land and ordinary citizens to raise food would free up transportation and manpower. There were five million such gardens in the United States in WWI. The additional idea of growing vegetables at home as a form of civil defense can be seen in President Wilson's founding of the U.S. School Garden Army and its funding by the War Department.

When WWII began, once again European countries and members of the British Commonwealth began to grow food wherever they could to supplement food rations and support troops. In 1941, U.S. citizens were encouraged to grow Victory gardens. Eleanor Roosevelt grew vegetables on the White House lawn, and Victory gardens soon sprouted up on Boston Commons and in Golden Gate Park, with over 200 gardens.

Between the wars the down and out had continued to tend small vegetable patches called relief gardens, but at the beginning of WWII the War Food Administration fanned the embers into a fire that at its brightest comprised over 20 million Victory gardens in the United States alone. One of the goals of the WFA was to boost morale. Neighbors cooperated with one another in growing a variety of crops. According to the National WWII Museum in New Orleans (nationalww2museum.org), Swiss chard and kohlrabi were introduced during this time of potential shortage because they were easy to grow. People who had no backyard or garden at all, still raised Victory gardens in window boxes and on rooftops.

Certain crops, such as tomatoes and peas, which were easily canned, were popularly grown on the home front so that commercially canned food could be sent to troops. Sales in pressure cookers went

Continued on page 12

BOOK REVIEW

The Flower of Empire: An Amazonian Water Lily, the Quest to Make it Bloom, and the World it Created

By Tatiana Holway

Reviewed by Caroline McCullagh

Once in a while a book comes along that is so satisfying—well maybe just to people like us who are crazy about plants—that you want to share it with everyone. Most of my friends, not being gardeners, have shown little interest, but I know you'll understand my enthusiasm.

This is one of those books that has everything: exotic plants, slightly crazy British explorers, political intrigue, gentlemanly but serious competition, Queen Victoria, and, yes, sex—well, it's plant sex, but maybe that makes it even more interesting.

The book begins with Robert Schomburgk, the aforementioned slightly crazy explorer. After battling hordes of mosquitoes, giant and presumably hungry alligators, fever, and a lot of other things too unpleasant to mention, he comes upon what he describes as "a vegetable wonder."


The giant Amazonian Water Lily, first known as *Victoria regia* and now *Victoria amazonica*, has leaves that are six feet in diameter, amazingly constructed with ribs that stiffen them enough that children can stand on them. Their edges are turned up to form a rim, thought to foil hungry insects. The undersides are covered with sharp spines to discourage creatures from nibbling on them.

The flowers, that bloom white at first and then blush to pink, are a foot across. They bloom at dusk, exuding an irresistible perfume, then close, trapping visiting beetles who carry in pollen from other flowers. The following dusk, the flowers, now pink and scentless, open again to release the newly pollen-coated beetles. The flower then disappears under the water to form seeds.

It's hard to overestimate the excitement this plant engendered among botanists and gardeners in England after it was discovered by Schomburgk in Guyana in 1837. The date is significant. That's the year that Victoria came to the throne in England, and Great Britain was mad for botany because, as the empire expanded, expatriates all over the world sent plants home.

It was agreed by those in position to decide that the plant should be named to honor the new queen, but a serious battle developed over whether it should be *Victoria regina* or *Victoria regia*. *Regia* won out. That battle settled, the next was over who could first establish the tropical plant and induce it to flower, not an easy proposition in cloudy, cold England.

This book is as well researched as any monograph I've read. It has copious endnotes, but if you think that means it's dry and academic, you're wrong. Tatiana Holway is a good writer and has provided us with an entertaining and educational read. I recommend it, and I also recommend that you Google *Victoria amazonica* and see the assorted films of the plant blooming on YouTube—amazing and fun. 🌸



TREES, PLEASE

Christmas Tree Mystery

By Tim Clancy

There was a person concerned about a large city owned tree that was leaning towards her house. She hired an arborist to come out and assess the tree. The arborist came out and thoroughly checked out the tree and wrote a report detailing the tree's condition. The tree was in good condition and was growing well. The arborist identified the tree as a Norfolk Island pine (*Araucaria heterophylla*) and described two conditions that concerned him. The first was the fact that the crown of the tree was denser than what is considered normal for the species. This alone was not cause for major concern, but the fact that the tree was leaning did concern the arborist. Based on the fact that the tree was leaning the arborist declared the tree unsafe and recommended removal.

Because this was a publicly owned tree, the city hired a second arborist to provide an opinion about the tree. The second arborist agreed that the crown was indeed dense and the tree was also leaning. The second arborist also determined that the tree was not a Norfolk Island pine but the closely related Cook's pine (*Araucaria columnaris*). The Cook's pine leans even when perfectly safe. (The reason is unknown at this time.) The tree was spared and lives on.


Now, you may be wondering how did the first arborist come to believe that the tree was a Norfolk Island pine and not a Cook's pine. The second arborist thought the same and did a bit of research. The research revealed that, in fact, many people confuse the two trees. They are the same genus: *Araucaria*. They do, in fact, share many of the same characteristics (including the fact that while they are conifers they are not pines). They both have fascinating cones that get very heavy and can damage property and hurt people.

The Norfolk Island pine has been used in many landscapes throughout California over the past 75 years. This explains the numerous stately specimens we see around San Diego and the rest of the state. So what about the Cook's pine? Where did it come from and how did so many make it into our landscape?

Every year around Christmas you can buy a living Christmas tree in many locations: drug stores, grocery stores and nurseries. There are several species available for purchase, including many trees that



Norfolk Island pine



Cooks pine

VOLUNTEER SPOTLIGHT

Some of the Best Volunteers are Homegrown

By Patty Berg, Volunteer Coordinator

Tina Ivany has been a dedicated volunteer since she joined us several years ago. She is never without a big smile and always finds time to help when we need her. She tells her story so beautifully that I know I couldn't improve it. So here's Tina, in her own words:

I was born and raised in San Diego, and apart from 3 years in Denver during my 20s, I have always lived here. I grew up in Hillcrest (we lived there for 20 years) and my parents had created a beautiful garden at our house. We often went to Balboa Park and Zoo on the weekends, and I have many happy memories of enjoying the beautiful surroundings there – my parents loved the gardens there. I remember my grandmother, who lived in Germany, was also a passionate gardener, and used to count the number of blossoms on her plants with great joy and pride.

For 10 years I lived in Mira Mesa with a nice little garden with 2 prolific citrus trees – a Valencia orange and Improved Meyer Lemon. I was sorry to leave them, but in 2002 I bought a house in Rancho Bernardo. The RB house had a gravel yard – red in the front, gray in the back and sides. While very low water use, it was also super hot in the summer. Overwhelmed by the blank palette, I hired a design professional. That's how I met Linda Bresler, who designed a charming cottage garden for me with drought tolerant plants... and introduced me to the SDHS.

I've worked at U.C. San Diego for 20 years, in the Administrative Computing and Telecommunications Department. On the weekends, in addition to gardening, I love to go consignment and thrift store shopping for furniture, knick-knacks and tons of books on cooking, home decorating and gardening.

I was inspired to volunteer when I attended a volunteer appreciation party as my Mom's guest one year. I saw how many volunteers were there and really got an appreciation for how many people give of their time and talent to make the Hort Society the vibrant group that it is – I understood how all those fun events that I had attended got done.

I've volunteered at the volunteer appreciation breakfast, spring garden tour, holiday marketplace and Del Mar Fair. I love going on garden tours and appreciate when other gardeners share their beautiful gardens with everyone. I've met some great people while volunteering. Future plans include hopefully having more time for volunteering and maybe attempting the UCCE Master Gardener program. 🌿



Continued on page 16

GOING WILD WITH NATIVES

Toyon, Our California Christmas Holly

By Bobbie Stephenson

Toyon (*Heteromeles arbutifolia*), also known as Christmas berry or California holly, sports its showy bright red berries just in time for the winter holiday season. It grows naturally in the chaparral and lower growing coastal sage scrub that blanket the hills and canyon slopes in the San Diego area and all along the coast, from about Eureka southward to the middle of Baja California, and along the western slopes of the northern Sierra Nevada Range. It also occurs in association with oaks woodlands.

Finely serrated leaves and abundant clusters of dark red berries make toyon resemble holly. Toyon was so abundant in the hills above Los Angeles that Hollywood was thought to be named for it. However, the town was actually named by H. J. Whitley, who named it for the nearby Holly Canyon, which likely was named for this species. In the 1920s, collecting toyon branches for winter holiday decor became so popular in Los Angeles that the State of California passed a law forbidding collecting on public land or on any land not owned by the person picking the plant without the landowner's written permission.

Toyon is the only species of the genus *Heteromeles*, which is in the Rose family (Rosaceae). A close look reveals that the flowers are typical of the Rose family; plant parts in multiples of five, both male and female reproductive organs in the same flower, and a green floral cup (hypanthium) at the base of the calyx, corolla, and stamens. The name for the genus is from the Greek word *heter*, meaning "different," and



Finely serrated leaves and 5-petaled flowers of toyon.

malus, meaning "apple." The cultivated apple is also in the Rose family.

The genus *Heteromeles* is closely related to the genus *Photinia* from Asia, which is widely cultivated around the world for its white flowers and red berries. So, instead of *Photinia*, why not use the native toyon that is already adapted to our climate? Toyon can also be a waterwise replacement for *Pyracantha* or *Cotoneaster*. Toyons can grow 8-10 feet high and sometimes higher, and up to 6-8 feet wide. It is hardy to 15-20° F. In nature toyon is a large shrub, but it can be pruned and styled into a small tree. Toyons can be used in a variety of garden situations and are especially good for erosion control, screening, hedges and background plantings. They work well with California native oaks

(*Quercus* spp.), coffeeberry (*Rhamnus californica*) and California lilac (*Ceanothus* spp.).

Toyon is very hardy and versatile. It can tolerate most soil types, and will handle some shade, although it prefers full sun. Once established, it doesn't like much summer water, but will tolerate some. Toyon has a deep, strong and much-branched root system that is wide spreading. Feeder roots are abundant in the surface humus around the plant



Bobbie Stephenson.

Heteromeles arbutifolia (toyon).

base as well as elsewhere throughout the extensive root system. It is drought tolerant after the first few years, but tolerates some water if drainage is good. Toyons are less likely to burn than many other chaparral shrubs, and can even be fire resistant if watered a little every two weeks during spring and summer.

Toyon berries provided food for local Native American tribes. The fruits are acidic and astringent, and contain a small amount of acid that is removed by mild cooking. Native Americans made a tea from the leaves as a stomach remedy, but most of the fruit was dried and stored, then later cooked into porridge or pancakes. Some of the fruit, though

Continued on page 17

TO LEARN MORE...

Australian Saltbush

By Ava Torre-Bueno

This month's topic is low water gardening. I've written at least one little article each year on low-water gardening, so I'm going to take this opportunity to extol the virtues of one particular very low-water weed for the unfinished edges of your property.

Australian Saltbush (*Atriplex semibaccata*) is listed by the California Invasive Plant Council as moderately invasive (<http://tinyurl.com/Dec-Saltbush>). Animals that eat its seeds can poop them out elsewhere and start a new plant. However, if you live in a heavily disturbed (i.e. urban) setting, where there is nothing "native" going on anyway, I think this plant is a winner.

First and foremost, it feeds the larvae of pygmy blue butterflies (*Brephidium exile*), and then they turn into butterflies and your saltbush is covered in literally thousands of these tiny creatures. So consider this a part of a butterfly garden!

Saltbush needs almost no water at all, and can live in very barren soils, so if you have a patch out there that just grows annoying weeds, plant this instead to act as a ground-cover.

Please let me know if you disagree with me! 🌿

INTRODUCTION TO GASTERIAS

By Annie Morgan

Though slow growing, Gasterias are a small charming species and one of the easiest succulents to grow, thus they are an ideal starting plant for the novice. They are related to Aloes and are in the Asphodelaceae family, and are named for their stomach-shaped flowers ("gaster" is Latin for "stomach"). Gasterias have been cultivated since the late 1700s, and were first described in the late 1600s by the Dutch East India Co. Early man used them as food, and for medicinal and magical purposes.

Native to the Southern African region, they receive erratic rainfall and evolved as drought-resistant, shade-loving and shallow-rooted succulents. They are easily recognizable by their thick, hard, succulent tongue-shaped leaves, which range from an inch to over a foot in length, and by their belly-shaped orange-pink flowers which are on curved branches that may be up to 12 times longer than the height of the plant. Hummingbirds love their nectar and are frequent visitors to Gasteria flowers.

Most Gasterias are small and shallow rooted and range in height from ¾" to 24" tall. They are stemless, and over time most species' leaves become spirally arranged or form rosettes. Many have leaf spots, often in transverse bands. Water is stored in their thick succulent leaves, which become deeply channeled during drought, but recover rapidly after rainfall. Flowering is mainly in winter and spring.

Cultivation: In nature Gasterias mainly grow in well-drained humus-rich, sandy and sandy-loamy soil on dry rocky hillsides under taller shrubs. In cultivation they adapt to a variety of soil types and grow well in pots or in the garden. Because of their small size it is possible to build up a rewarding collection even in a limited space. As the flowers are similar in size regardless of plant size, the smaller the plant the more striking the flowers. Most species prefer light shade and should be protected from the hot sun and severe frost. They are sensitive to sunburn and full sun for even half an hour can cause damage. Water sparingly throughout the year, no more than once a week, and less frequently in winter. Almost any pot is suitable if it provides sufficient drainage. Repot plants every 3 to 4 years, trimming back the roots when doing so. Well-fed plants are more resistant to disease, so liquid fertilizer such as kelp should be added 2-3 times a

year when watering. Because Gasterias tolerate low light they make excellent indoor plants.

Propagation: Pups form naturally at the base of most plants and rapidly increase in size in most species. If they develop into a dense cluster they may be divided using a sharp knife any time of year, but summer is recommended. Leaf cuttings may be taken at any time of year, although they will grow faster in summer. When taking leaf cuttings, the lower leaves may be removed without damaging the point of removal or causing it to look unsightly. From a healthy mature plant hold a lower leaf securely in your right hand while holding the plant in your left hand. Pull the lower leaf sideways towards you and it should detach itself at the base with minimal damage. Place the leaf in a slightly horizontal position with the base lightly covered with soil. Keep it moist, and when the leaf become firm it is a sign rooting has taken place, usually within a few weeks. Cuttings will soon grow pups and may be planted out after a year or two. Seed propagation is also common and relatively easy. Germination usually occurs within 8 days, but may take as long as one month, depending on the species.

Pests/Disease: Leaves are prone to unsightly black spots, which may be discouraged by avoiding humidity and condensation. The black spots will not spread and are the result of the plant sealing off damage, or fungal infection, which oxidizes to a dark color. Pests are rarely a



problem with clean and correct gardening practice.

Species: Dividing *Gasteria* into species is extremely difficult, as each plant can be highly variable. One plant will look different depending on its location, its soil and its age, and young *Gasteria* plants typically look entirely different from older specimens. There is disagreement on how many species exist, although current studies tend to agree that there are 26 species, 2 subspecies and 10 varieties that occur in nature. They are listed below.

<i>Gasteria acinacifolia</i>	<i>G. disticha</i> v. <i>robusta</i>
<i>G. armstrongii</i>	<i>G. doreeniae</i>
<i>G. barbae</i>	<i>G. ellaphieae</i>
<i>G. batesiana</i>	<i>G. excelsa</i>
<i>G. batesiana</i> v. <i>dolomitica</i>	<i>G. glauca</i>
<i>G. baylissiana</i>	<i>G. glomerata</i>
<i>G. bicolor</i>	<i>G. loedolffiae</i>
<i>G. bicolor</i> v. <i>fallax</i>	<i>G. nitida</i>
<i>G. bicolor</i> v. <i>liliputana</i>	<i>G. pillansii</i>
<i>G. brachyphylla</i>	<i>G. pillansii</i> v. <i>ernesii-ruschi</i>
<i>G. brachyphylla</i> v. <i>bayeri</i>	<i>G. pillansii</i> v. <i>hallii</i>
<i>G. carinata</i>	<i>G. polita</i>
<i>G. carinata</i> v. <i>glauca</i>	<i>G. pulchra</i>
<i>G. carinata</i> v. <i>verruculosa</i>	<i>G. rawlinsonii</i>
<i>G. croucheri</i>	<i>G. retusa</i>
<i>G. croucheri</i> ssp. <i>pendulifolia</i>	<i>G. thunbergii</i>
<i>G. croucheri</i> ssp. <i>pondoensis</i>	<i>G. tukhensis</i>
<i>G. disticha</i>	<i>G. vlokii</i>
<i>G. disticha</i> v. <i>langebergensis</i>	

Resources:

pza.sanbi.org/search?s=gasteria-barbae – very detailed information about each species, plus photos
succulent-plant.com/families/aloaceae/gasteria.html
 – good selection of photos
davesgarden.com/guides/articles/view/2915/#b – article about gasterias
search.fotki.com/?q=Gasteria – many gasteria photos
succulentguide.com/cactus/?genus=Gasteria – This is an incredible site for all succulents/cacti!



THE DIRT ON WATER BLOG

Cactus, Cactuses, Cacti – It's All Good

By Jeanne Meadow

Cactus are good!

It's time to get serious about cactus. Our drought conditions are likely to continue even with a strong El Niño. How will your garden look a year or two from now? Maybe it's time to try a cactus or two? They love the hot weather and need little water. Many will even take the cold (around 15 to 20 degrees for a little bit).

Why not start with one of my favorites – the Golden Barrel Cactus, also known as *Echinocactus grusonii*. It also has a fun nickname: mother-in-law's cushion!

The Golden Barrel is a spherical globe-shaped cactus from Mexico where it is currently both rare and endangered in the wild. However, it is the most popular in terms of numbers propagated per year of all succulents, which means this plant is easy to find and is relatively inexpensive.

The Golden Barrel has 35 symmetrical ribs that contrast with its vibrant yellow spines to give you year-round beauty. It can be a showpiece in any garden. Golden Barrels grow at a steady rate and can reach three feet and live around 30 years.

I've heard all the reasons you can't have cactus: they'll hurt kids and pets, they're difficult to work with, they can't take freezes, etc. Some of this is true, but I think it's worth some extra planning to have them in my garden.

Keeping the pets and kiddies in mind, place your Barrels away from pathways and play areas. To be even safer, you can have them in pots.

As for planting and weeding them, here are a few tips: When planting a small to medium cactus of any type I hold the plant using the large pieces of styrofoam that protect delivery of your consumer goods. Just make sure the styrofoam is thicker than the length of the spines. When you are done, just throw away the foam.

To plant larger Barrels, I use burlap. Wrap it, carry it, drag it and drop it in the hole. I dropped one down my driveway once and it had no damage! They are tough.

Something the Barrel does not like is too much water, or water filling the top. Plant at a slight angle so water does not accumulate in the top. And don't over water! Barrels usually don't need to be watered more than once every two weeks in the summer. When temperatures plummet, I use frost cloth to cover some of my cacti, but not my Barrels.

To keep weeds out, the key is get to them early. I use long tweezers to pull out the weeds. On more serious weeds, I take a shovel and slightly lift the plant up to remove the enemy.

So give a Golden Barrel Cactus a try. It will give your garden vibrant color for years and years!

Visit my blog at Thedirttonwater.com to read my latest rants or contact me at Jeanne@jeannemeadow.com.



Jeanne Meadow

▼ SDHS SPONSOR

GET A **FREE** ISSUE OF
GARDEN DESIGN MAGAZINE WHEN YOU SUBSCRIBE

PICTURESQUE
HOMES & GARDENS

PLANT-RICH
IDEA-FILLED GARDENS

PUBLISHED
4 TIMES PER YEAR

ADVERTISEMENT
FREE

GARDEN DESIGN

11
COLORFUL
CONTAINERS
CREATING
LATE SEASON
LUSTRE

WWW.GARDENDESIGN.COM/SDHORT
or call to order
(855) 624-5110

Plus, \$12 of your order will be donated to the
San Diego Horticultural Society

▼ SDHS SPONSOR

EST. 1970

GREATSOIL LLC
WWW.GREATSOIL.COM

North County's Premium Supplier of
Bark • Topsoils • Mulch • Sod • Seed

641 Rock Springs Road
Escondido, CA 92025

www.greatsoil.com

VISA
MasterCard
American Express

No Added Greenwaste

Call Today! (760) 740-9191
HOME DELIVERY AVAILABLE

Free Delivery on 10yds Bark or 15 yds Soil in San Marcos and Escondido

PREMIUM BARK
Mini Fir Nuggets • Shredded Fir
Medium Fir Nuggets
3/8" Fir Bark
Shredded Redwood/Gorilla Hair
Shredded Mulch - Coarse and Fine

OTHER PRODUCTS
Pumice • Perlite- #3
Decomposed Granite
Black Lava Rock (small and large)
Sand • Peat Moss
Certified Playground Mulch
Rubber Mulch

PREMIUM TOPSOILS
Landscape Mix for Grass
Planter Mix
for Vegetable & other Gardens
Container Mix for Greenhouse Plants
Bio Retention Soil
Palm Mix
California Native Plant Mix
Custom Mixes on Request

SOIL AMENDMENTS
Nitrolized Shavings 1:1
Soil Rejuvenation and Grass Topper
Soil Conditioner 1:3
Concentrated Extra Strength
Gypsum

MARATHON SOD & MARATHON SEED

10% OFF
for the members
of SDHS



MY LIFE WITH PLANTS

By Jim Bishop

This is a continuing series of articles that chronicle Jim Bishop's experiences with plants and the effect they have had on his life.

Nieuwoudtville, South Africa

As some of you may know, I turned 60 this year. As part of the celebration, I've been doing a lot of traveling to places I've always wanted to visit, including South Africa. Over the past 38 years of gardening in Southern California, I've become aware of how many plants we grow originate from South Africa. I first started growing freesias decades ago, but quickly learned that there are many other South African bulbs that do well here: *Sparaxis*, *Ixia*, *Watsonia*, *Tritonia* and more. In the late 1980's, there was an episode of Nature on PBS about all the bulbs and daisies that bloom in years with good winter rains in the Northern Cape of South Africa. I'd dreamt of visiting there on a good year ever since.

With 20,300 species of flowering plants, the South African Cape Floral Kingdom is one of the six most significant concentrations of plants in the world. It is home to 10% of the world's flowering plants, but only covers 1% of the planet's land surface.

Since it takes some early planning to get to South Africa, the original plan was to visit mostly the Cape Town area and Garden Route of the southern portion of South Africa. However, in July and August, friends on Facebook noted that the winter rains in the Northern Cape would likely result in a good year for blooms. The flower season there, much like our own deserts, can be very difficult to predict and only lasts about six weeks from late August to the beginning of October. Since it is unlikely that we'd be returning to South Africa anytime soon, I didn't want to take a chance that we would miss a good bloom year. So just a few weeks before our trip, Scott rearranged flights and accommodations so we could spend a few days in the tiny town of Nieuwoudtville, which bills itself as "The Bulb Capital of the World."

It takes most of a day to drive from Cape Town to Nieuwoudtville. The mountain scenery along the way is incredible. Most of the wildflowers grow in the ditches beside the roads and we stopped several times to explore them. Just before arriving in Nieuwoudtville there is a steep climb up to the Bokkeveld Escarpment. It is similar to the climb out of Borrego to Warner Springs. At the top the scenery turned much greener and lush. Nieuwoudtville is a very small town, just a few blocks of houses surrounding an old Dutch Reformed Church. A few of the houses have been turned into small inns and we were fortunate to be able to stay in a recently renovated one.

Very near town is the Nieuwoudtville Wild Flower Reserve and we had time to visit it before dark. We weren't disappointed. The reserve has a large red rock outcropping surrounded by flat fields. The fields were covered with pale yellow and apricot bulbs at peak bloom mixed in with countless varieties of smaller bulbs and annual flowers. Most notable of these were the gazanias, which look pretty much like they do here except these were all wild. As we got closer to the rocks there were plants with large succulent leaves, *Brunsvigia*, that were flat to the ground. Most had 6 very large leaves with small hairs along the leaf edges and a very large bulb below the soil. They grow in the wet season, but send up an umbrel of flowers after the first rain of late summer or early fall. Seeds form as the umbrel dries and it is snapped off by winds and rolls across the fields dropping seeds.



Jim in Aloe dichotoma forest

The flat leaves crowd out other plants, gather moisture from dew, and absorb warmth from the soil on cold winter nights.

On one side of the rock outcrops grow dense fields of *Bulbinella nutans*. Most are yellow, but in one small area near the rock outcrop they are orange (*B. latifolia* var. *doleritica*). Oddly, as if planted to coordinate their colors, most of the gazanias near the orange ones were also orange and yellow near the yellow ones. Beneath and around the bulbines grew numerous smaller bulbs and wildflowers in bright spring colors. On another day we drove along some dirt farm roads that had small spring ponds surrounded by large flowing swaths of dense yellow *Bulbinella*. After a bit of searching we found a large stand of very rare white *Bulbinella* and once again most of the flowers blooming nearby were also various shades of white.

There are two other main tourist attractions in Nieuwoudtville, the waterfall and the quiver trees. The 270 foot fall on the Doorn River is just a short walk from the parking area. Along the trail grew large *Euryops* that looked almost identical to the Southern California native *Coreopsis gigantea*.

The quiver trees or kokerboom, *Aloe dichotoma*, grow in large groups on dry north-facing rocky slopes. The name quiver tree comes from using the hollowed out branches to store arrows. I've seen countless photos of these over the years, but never imagined I'd visit where they grew naturally and be able to walk right up to them. They were spectacular.

We spent our last day in the Northern Cape driving to various fields and farms to observe the wildflowers. Fields separated by just a fence could contain plants that were totally different from the previous field. The biodiversity was overwhelming. Most notable was the Hantam National Botanical Gardens. Here we encountered porcupine dens, black and red grasshoppers, giant *Arctotis*, *Cotula microglossa*, beetle daisy (*Gorteria diffusa*), *Nemesia cheiranthus*, *Gazania cheiranthus*, *Lapeirousia*, *Babiana framesii* and countless other flowers. But my favorite, with its yellow tulip-shaped flowers with black centers and three of its six petals tipped with black markings was *Hesperantha vaginata*.

~~~~~  
Jim Bishop is President of the San Diego Horticultural Society and a garden designer. ☺



## WELCOME NEW MEMBERS

We encourage our 1300+ members to be active participants and share in the fun; to volunteer see page 2. A warm hello to these new members:

**We welcome Falling Waters Landscape as our newest Sponsor; see [fallingwaterslandscape.com](http://fallingwaterslandscape.com).**

Jason Chen  
Jonnie Hoffman

## HORT BUCKS ARE GREAT!

Kudos to these members whose friends joined in 2015; they earned Hort Bucks worth \$5 towards name badges, garden tours, dues and more! To get your Hort Bucks ask your friends to give your name when they join.

|                           |                             |                        |
|---------------------------|-----------------------------|------------------------|
| Diedre Avery (1)          | Joyce James (1)             | Kathy Puplava (1)      |
| Jim Bishop (4)            | Nelda Johnson (1)           | Barbara Raub (2)       |
| Deborah Brenner (1)       | John Kramer (1)             | Marylyn Rinaldi (2)    |
| Bonnie and Ray Brooks (1) | Dannie McLaughlin (1)       | Catherine Robinson (1) |
| Bruce Cobbledick (1)      | Naomi McLean (1)            | David Ross (1)         |
| Sharon Corrigan (2)       | Barbara Metz (1)            | Tammy Schwab (1)       |
| Shirey Doig (1)           | Allison Miles (1)           | Jeanne Skinner (1)     |
| Claire Ehrlinger (1)      | Francie Murphy (1)          | Nan Sterman (1)        |
| Susan Getyina (1)         | Cheryl Nichols (1)          | Barbara Strona (1)     |
| Marilyn Guidroz (3)       | Ocean Hills Garden Club (1) | Paula Taylor (1)       |
| Devonna Hall (1)          | Joan Oliver (1)             | Lynda Waugh (1)        |
| Wyatt Hayes (1)           | Laird Plumleigh (1)         | Deborah Young (1)      |
| Heather Hazen (1)         | Deborah Polich (1)          |                        |

## SPONSOR MEMBERS (names in bold have ads)

### Agri Service, Inc.

### Anderson's La Costa Nursery

Aristocrat Landscape, Installation & Maintenance

### Assoc. of Professional Landscape Designers, San Diego District

### Barrels & Branches

Benoit Exterior Design

Briggs Tree Company

### Buena Creek Gardens

City Farmers Nursery

### Coastal Sage Gardening

Columbine Landscape

Cuyamaca College

Chris Drayer, ASLA

[www.EasyToGrowBulbs.com](http://www.EasyToGrowBulbs.com)

### Evergreen Nursery

Falling Waters Landscape

### Garden Design

Glorious Gardens Landscape

### Grangetto's Farm & Garden Supply

### Greatsoil LLC

### Green Thumb Nursery

JTM Nutrients

### Kellogg Garden Products

### KRC Rock

Leichtag Foundation

### Marilyn's Garden Design

Mariposa Landscape and Tree Service

### Moosa Creek Nursery

Multiflora Enterprises

Nature Designs Landscaping

Ornamental Gardens By Lisa

### Pat Welsh

Renee's Garden

Revive Landscape Design

### San Diego County Water Authority

### Serra Gardens

### Landscape Succulents

### Solana Succulents

### Southwest Boulder & Stone

Sterling Tours

### St. Madeleine Sophie's Center

### Sunshine Care

### Tejus Trivedi

The Wishing Tree Company

### Walter Andersen Nursery

### Waterwise Botanicals

Weidners' Gardens

Westward Expos

## LIFE MEMBERS \*Horticulturist of the Year

\*Chuck Ades (2008)

\*Walter Andersen (2002)

Norm Applebaum &

Barbara Roper

\*Bruce & Sharon

Asakawa (2010)

Gladys T. Baird

Debra Lee Baldwin

\*Steve Brigham (2009)

Laurie Connable

\*Julian (2014) & Leslie Duval

\*Edgar Engert (2000)

Jim Farley

Sue & Charles Fouquette

Caroline James

Joyce James

Debbie & Richard Johnson

\*Vince Lazaneo (2004)

\*Brad Monroe (2013)

\*Bill Nelson (2007)

Deborah & Jack Pate

\*Kathy Puplava (2015)

Tina & Andy Rathbone

\*Jon Rebman (2011)

Mary Rodriguez

Peggy Ruzich

Gerald D. Stewart

\*Susie Torre-Bueno (2012)

& Jose Torre-Bueno

Dorothy Walker

Lucy Warren

\*Evelyn Weidner (2001)

\*Pat Welsh (2003)

Betty Wheeler

## DISCOUNTS FOR MEMBERS

(see ads for more discounts)

Get a 15% discount at Briggs Tree Co. ([www.briggstree.com](http://www.briggstree.com); tell them to look up the "San Diego Hort Society Member" account).

Get a 10% discount at San Diego Botanic Garden on Family/Dual or Individual memberships. Just state you are a current member of SDHS on your membership form. It cannot be done online, so mail it in or bring it to the Garden. Info: [skubrock@sdbgarden.org](mailto:skubrock@sdbgarden.org).

Join Grangetto's FREE Garden Club for coupons and tips delivered to your inbox. [www.grangettos.com/garden](http://www.grangettos.com/garden).



**Experience the Magic of  
Garden of Lights  
SD Botanic Garden's Annual  
Gift to the Community  
December 5-23 & 26-30,  
5 pm – 9 pm**

After the sun goes down in December, the San Diego Botanic Garden in Encinitas is transformed into a dazzling winter wonderland! Bring the family and experience the magic as 100,000 sparkling lights illuminate several spectacular garden areas, including the iconic Lawn Garden, Tropical Rainforest, Waterfall Deck, Undersea Succulent Garden, Eucalyptus Grove, Seeds of Wonder (children's area) and Bamboo Garden, containing the nation's largest collection of bamboo.

Join in the fun that includes horse-drawn wagon rides winding through several of the Garden's enchanting 4-miles of trails. Enjoy nightly entertainment, hot, fresh personal pizza's served up by Red Oven Artisanal Pizza, marshmallow roasting, hot mulled wine (on select evenings) and snow (also on select evenings). The holidays wouldn't be complete without a visit with Santa, who makes a special guest appearance at the Garden again this year. Garden of Lights is presented by the County of San Diego.

For more information visit the Garden's website at [SDBGarden.org/lights.htm](http://SDBGarden.org/lights.htm).





▼ SDHS SPONSOR



Create a serene setting  
with landscape  
materials from SWB.  
Visit our two locations  
in San Diego.



**Southwest Boulder & Stone**  
Fallbrook - 760.451.3333  
Pacific Beach - 619.331.3120  
[www.southwestboulder.com](http://www.southwestboulder.com)

▼ SDHS SPONSOR



SHOP FOR PLANTS. LEARN ABOUT SUCCULENTS.

**cacti.com**

CACTI.COM IS THE MAIL ORDER AND CYBER-BOTANICAL DIVISION OF SERRA GARDENS LANDSCAPE SUCCULENTS.

■ Real Dirt Continued from page 4

# Sow the seeds of Victory!

plant &  
raise  
your own  
vegetables



WRITE TO THE  
NATIONAL  
WAR GARDEN  
COMMISSION ~  
WASHINGTON, D.C.  
for free books on  
gardening, canning  
& drying.

## "Every Garden a Munition Plant"

Charles Lathrop Pack, President

through the roof! It is estimated that over 40 percent of all vegetables grown in the United States in 1944 were grown in Victory gardens.

After the war, homegrown vegetables and canning activity decreased, even though food stores did not automatically replenish, but perhaps we can see remnants of the Victory garden in elementary school gardens and the flourishing urban garden movement. 🌱

▼ SDHS SPONSOR

### FIND A DESIGNER NEAR YOU!



Association of  
Professional  
Landscape  
Designers  
San Diego District

Go to **www.  
apldca.org**  
and type in  
your zip code.

APLD—Where Residential Landscape Design Begins



## NORTH COUNTY'S MOST UNIQUE ASSISTED LIVING COMMUNITY



Call for a Personal  
Tour of our Homes,  
Greenhouse and  
Organic Fields.

858-674-1255 x 202

**SUNSHINE  
CARE**

*A Community of  
Assisted Living Homes*

Member of the  
SD Horticultural Society


[www.sunshinecare.com](http://www.sunshinecare.com)

12695 Monte Vista Road  
Poway, CA 92064

Lic#374601087

*Specializing in Memory Care,  
Intergenerational Programs  
and Horticultural Therapy*

- 7 care homes on 32 acres featuring 5 organic gardens, a greenhouse, fruit orchards, and California wildflowers.
- Organically grown fruits, vegetables and herbs used in our home cooked meals.
- Only 15 minutes from Del Mar and La Jolla on Route 56.
- FREE ongoing *Garden Lecture Series* with Farmer Roy Wilburn. For serious garden enthusiasts. Join us monthly, on the 3rd Saturday, at 10:30 a.m.
- Composting & Vermiculture Program
- Award-winning Intergenerational *Seed to Table* Program.



Over 500 types of  
stone and boulder for your  
**Water-Wise Garden.**

Flagstone  
Pavers  
Pathway DG  
Boulders...  
and so much more...

Our creative and  
knowledgeable staff  
will help you make the  
best selections for the  
garden of your dreams.

**KRC  
ROCK**

Natural Stone & Boulder Supply

San Marcos (760) 744-1036

Poway (858) 748-3953

Lakeside (619) 443-8153

1 800 KRC ROCK (1 800 572-7625) [www.KCRCRock.com](http://www.KCRCRock.com)

## Great Results Start with Great Soil!



KelloggGarden.com  
is proud to support the  
*San Diego Horticultural Society*  
for a greener world



## Garden Design and Maintenance

**COASTAL SAGE  
GARDENING**

619 223 5229 [coastalsage.com](http://coastalsage.com)

## Don't just dream it. Grow it!





---

Now offering a fast and no-mess solution to compost and mulch application with our blower delivery service.

**Compost • Mulch • Organic Recycling**

www.agriserviceinc.com      Julia Mattern  
orders@agriserviceinc.com      (760) 216-3385

**-YOUR ORGANIC HEADQUARTERS-**  
Quality Products • Expert Advice • Friendly Service

- Plant Food & Nutrients
- Amendments & Mulch
- Seed & Sod
- Veggie & Flower Packs
- Garden Tools
- Water Storage
- Irrigation
- Vineyard Supplies
- Echo Power Tools
- Bird Feeders & Seed
- Pest & Rodent Control
- Weed Control



**Visit Our New  
WEBSITE  
And Join The  
CLUB!!**

**gardenclub**  
JOIN TODAY!!



**www.grangettosgardenclub.com**  
A growing database of articles, tips, how-to's, workshops and more!

|                                                         |                                                            |                                                         |                                                         |
|---------------------------------------------------------|------------------------------------------------------------|---------------------------------------------------------|---------------------------------------------------------|
| <b>ESCONDIDO</b><br>1105 W. Mission Ave<br>760-745-4671 | <b>ENCINITAS</b><br>189 S. Rancho Santa Fe<br>760-944-5777 | <b>VALLEY CENTER</b><br>29219 Juba Road<br>760-749-1828 | <b>FALLBROOK</b><br>530 E. Alvarado St.<br>760-728-6127 |
|---------------------------------------------------------|------------------------------------------------------------|---------------------------------------------------------|---------------------------------------------------------|

## SHARING SECRETS

Edited by Dayle Cheever

This column is written by you, our members! Each month we'll ask a question, and print your responses the following month. You can find copies of previous Sharing Secrets on our website at <https://sdhort.wildapricot.org/SharingSecrets?eid=1093874>. Also, you can continue the discussion by adding new replies online to Sharing Secrets topics. Here's your chance to comment on how the plants you mentioned two years ago are doing today, or to suggest another way to do something in the garden.

**The question for December was: What is your favorite or best performing dwarf fruit tree?**

**Cathy Tylka:** Meyer lemon.... Need I say more? (Escondido)

**Chris Elliott:** My favorite dwarf tree is my Kumquat tree. It produces fruit all year long, if you keep up with watering. (92078)



Kumquat fruit

**Arlene Watters:** Meyer lemon.

**Linda Chisari:** Far and away, 'Beverly Hills' apple. It does beautifully in my coastal garden. It was planted 40 years ago in a bed that's only 42" deep. The tree is now 7' tall and 12' wide. As you can tell, it takes to pruning very well and, as such, is great to espalier. We harvest between 600-700 apples each year, generally in July and August. I inadvertently cut off water to the tree this spring; when I noticed it neither bloomed nor put out leaves, I corrected the problem and it went through its complete bloom/leaf/fruit cycle about three months late. I am just now picking the apples. Whew! (Del Mar)

**Patty Berg:** Though I only have a few dwarf fruit in my yard, I've had the advantage of selecting stock for the Wishing Tree Company for the past five years. We've planted over 500 gift trees all over the county – about 20% have been dwarf fruit trees. Our most popular deciduous dwarf trees (by far) are PixZee peach and NectaZee nectarine from Dave Wilson Nursery. They were both developed by Zaiger Genetics in Modesto. They've been hybridizing the best of the best for many years. Among the citrus choices, I planted a Bearss lime on dwarf rootstock that has stayed very small. I love that it immediately flowered and I had ready-to-pick limes the first year and continuously ever since.

**Sue Lasbury:** My dwarf Meyer lemon, which sits right outside my kitchen door looking quite adorable. It dependably produces high quality fruit with very little effort on my part. I fertilize twice a year, water, and trim on occasion.



**Charlotte Getz:** 'Red Baron' peach tree, when there is sufficient winter chill. This past year I only got two peaches because it was a warm winter. I live in Encinitas.

**Jane Coogan Beer:** Dwarf variegated calamondin. With neglectful watering, it has fruit which I eat out of hand (others need sugar). My clay soil gives it what it needs here in West Los Angeles.

**Deirdre Swansen:** Love, love, love my Meiwa kumquat.

**Gerald D. Stewart:** His favorite dwarf fruit tree is a Mandarin orange purchased and planted over thirty years ago, when he never forgot anything so documented nothing. That was then, now is now, and the cultivar name is long forgotten. It is ripe in January when the peel puffs out, making it really easy to get to the sections, which have lots of white stringy things that are a pain to clean off. The fruit is candy sweet, which compensates for the myriad seeds that beg for a pea shooter. It tends to have a heavier crop every other year. With no pruning (other than clearing limbs that die back), it is still under six feet tall, allowing for ladder-free harvesting.

**Debbi Dodson and Michael Meacham:** Meyer lemon. (92117)

**Deborah Young:** Probably my Meyer lemons. (92024)

**Susi Torre Bueno:** My best performing dwarf fruit tree is a "Dwarf Improved Meyer" lemon, which bears two large crops (several hundred lemons) each year. The tree is barely 4' tall, but about 6' wide. It was purchased from Walter Andersen Nursery (as were most of our citrus trees) and planted in January, 2008, and produced fruit within a year. We've also had great fruit from our 'Satsuma' mandarin – basically a super-sweet, seedless tangerine that is extra-easy to peel. Our 'Bearss' lime bears on and off all year, producing very sweet and extra-juicy, seedless limes. I'm in Vista, 92084.



**Marilyn Nelson:** My favorite dwarf fruit tree is a five-citrus tree. It produces a lot of huge Meyer lemons, some Honey Mandarin oranges, Washington navels, Valencia, and Bearss limes. It is 2-3 years old and barely 4' tall. It is amazing. (92056)

**Barbara Naas:** Meyer lemon.

**Kathleen Arciero:** Meyer lemon. (92056)

**Marilyn Guidroz:** How many lemons does it take to make lemonade? Answer: Not very many. I love my dwarf Eureka lemon tree. It gives me plenty of lemons and is easy to manage. I rarely see the reason for putting in full size fruit trees. (92082)

## ▼SDHS SPONSOR

### Medicare Questions? Free Resource

Your personal, FREE resource for all MEDICARE enrollment related questions and doubts. I am a San Diego based agent who represents multiple Top Tier Health Insurance companies. I will help you enroll into the right plan based on your needs.

Call Now: **858-410-0018** or email [tejus@eHealthAndLife.com](mailto:tejus@eHealthAndLife.com)



Tejus Trivedi, Licensed Insurance Agent, CA Lic # 0194851



## ▼SDHS SPONSOR

### Sophie's Organic Garden



By purchasing garden items from Sophie's Organic Garden you are providing the opportunity for over 400 adults with developmental disabilities who attend St. Madeleine Sophie's Center to discover, experience and realize their full potential.

**\$10 off with this coupon\***

2119 E. Madison Ave. | El Cajon, CA 92019  
[www.stmsc.org](http://www.stmsc.org) | 619.442.5129

Open Mon – Fri 8 to 4 (year round) and Sat 9 to 3 (Mar 15th – Jul 15th)

\*With purchase of \$50 or more

▼SDHS SPONSOR

|                                                                                                             |                                                                                   |                                                                                                                  |
|-------------------------------------------------------------------------------------------------------------|-----------------------------------------------------------------------------------|------------------------------------------------------------------------------------------------------------------|
| 12755 Danielson Court<br>Poway, CA 92064<br>(858) 513-4900<br>FAX (858) 513-4790<br>Open 9-5, 7 days a week |  | 3642 Enterprise Street<br>San Diego, CA 92110<br>(619) 224-8271<br>FAX (619) 224-9067<br>Open 8-5, 7 days a week |
|-------------------------------------------------------------------------------------------------------------|-----------------------------------------------------------------------------------|------------------------------------------------------------------------------------------------------------------|

Free Garden Classes at both locations on Saturday mornings  
[www.walterandersen.com](http://www.walterandersen.com)

▼SDHS SPONSOR

*"It's the bible of local gardening."*

**Pat Welsh's**  
**SOUTHERN CALIFORNIA**  
**ORGANIC GARDENING:**  
**Month-By-Month**

COMPLETELY REVISED AND UPDATED  
Available at select nurseries  
and bookstores everywhere  
Published by Chronicle Books  
[www.PatWelsh.com](http://www.PatWelsh.com)



▼SDHS SPONSOR

|                                                                                     |                                                                                                                                                                                                                                       |                                                                                     |
|-------------------------------------------------------------------------------------|---------------------------------------------------------------------------------------------------------------------------------------------------------------------------------------------------------------------------------------|-------------------------------------------------------------------------------------|
|  | <b>Solana Succulents</b><br>• Rare & Exotics • Container Gardens<br><br><b>Jeff Moore</b><br>355 N. Highway 101<br>Solana Beach, CA 92075<br>(858) 259-4568<br><a href="http://www.solanasucculents.com">www.solanasucculents.com</a> |  |
|-------------------------------------------------------------------------------------|---------------------------------------------------------------------------------------------------------------------------------------------------------------------------------------------------------------------------------------|-------------------------------------------------------------------------------------|

10% Discount for SDHS Members with this ad

▼SDHS SPONSOR

Steve & Shari Matteson's  
**BUENA CREEK GARDENS**  
*Not Just a Plant Nursery, A Botanical Destination!*  
Visit our website for details about special activities and sales.  
**WINTER HOURS: 9am - 4pm Friday, Saturday & Sunday**



418 Buena Creek Road  
San Marcos, 92069  
(760) 744-2810  
[www.buenacreekgardens.com](http://www.buenacreekgardens.com)  
10% discount for SDHS members

**Una Marie Pierce:** This has been the most amazing miniature tree. It has delicious navel oranges and I have to thin it out every year. I had it some 5 years in a pot and then moved it into my garden some 7 years ago. It just keeps getting wider and producing more, but never gets too tall.

**Deborah Brenner:** The best performing for me is a dwarf Meyer lemon. (92130)

**Jim Bishop:** We only have one dwarf fruit tree, so I guess it is our favorite by default. It is a dwarf pomegranate. The fruit makes great fall table decorations and the foliage turns bright yellow in early winter. There are also lots of blooms off and on all summer. While you can eat the arils inside the fruit, they can be a little tough and there aren't as many as in regular pomegranates. We have a second, larger pomegranate that we planted over 12 years ago. It was labeled "white pomegranate" and we wondered why it never set fruit. It turns out it is a sterile cultivar. However, it now occasionally sets some fruit if it is in bloom the same time as the dwarf pomegranate. (92103)

**Margaret Burzynski:** Satsuma Mandarin orange. (92008)

**Kathleen Arciero:** Gosh, with this hot weather we're putting on hold so many activities in our garden. Doing some demo work on the slope, planning the front yard renovation. I see us turning to more friendly succulents and water-wise plantings. We'll be doing lots more container gardening, like we did last spring.

**Leslie Sheridan:** My favorite dwarf fruit tree is the Cara Cara Pink Navel, variegated. The best performing is Valencia orange. (92126)


**Ken Selzer:** Dwarf lime. (92121)

**Susan Groves:** Page Mandarin orange. It's been wonderfully flavored, productive, and ornamental since I planted it 14 or so years ago. We also have a kumquat tree, which has lived in various large pots and has moved with us from coast to coast (sometimes via suitcase) for the last, almost 40 years. Three years ago it finally hit terra firma and was planted in our garden, and after gopher barriers were installed, it's once again enjoying life and producing a bounty of fruit. (92024)

**Sharon Swildens:** My favorite dwarf fruit tree is my kumquat tree. 

## ■ Trees Please Continued from page 5

are sold as Norfolk Island pines. It turns out that many of these trees come to the stores (some from Hawaii) and they are mislabeled as Norfolk Island pines when they are, in fact, Cook's pines. When the trees are small it is difficult to tell them apart. Over the years, hundreds of thousands of Cook's pines have been purchased under the incorrect name at Christmas time. After the Christmas season ends many people plant their living Christmas tree in their gardens or perhaps in the common area of their HOA, thinking they are planting a Norfolk Island pine. And that's how we have ended up with so many Cook's pines dotting the skyline in and around San Diego.

Member Tim Clancy is an International Society of Arboriculture Certified Arborist #WE-0806A. Tim welcomes comments and questions and can be reached at [treemanagers@gmail.com](mailto:treemanagers@gmail.com). 





Toyon cultivar 'Davis Gold' developed at UC Davis.

mealy, astringent and acid when raw, were eaten fresh, or mashed into water to make a beverage. Later settlers added sugar to make custard and wine. The pomes also can be made into a jelly.

The toyon's tiny white flowers have a mild hawthorn-like scent and are visited by butterflies and bees, as well as beneficial insects that help control garden pests. The berries persist for a long time and are consumed by birds, including mockingbirds, American robins, western bluebirds and cedar waxwings. At higher elevations, band-tailed pigeons feed on the fruit. Mammals, such as coyotes and squirrels, also eat and disperse the seeds. 🌿



Tree-sized toyon.

Las Pintas Nursery website

▼ **SDHS SPONSOR**

*Specializing in Low Water Gardens!*



**Marilyn's Garden Design**

MarilynsGardenDesign.com  
760-224-9188

▼ **SDHS SPONSOR**



**California's Native Plants**

Available at your local garden center

[www.moosacreeknursery.com](http://www.moosacreeknursery.com)  
**760-749-3216**

▼ **SDHS SPONSOR**



**Nursery, Maintenance & Design**  
*Unusual plants, pottery and gifts*

**10% discount for SDHS members**

**Barrels & Branches**

**Open daily 8am to 5pm**  
1452 Santa Fe Drive, Encinitas  
(760) 753-2852  
[www.barrelsandbranches.com](http://www.barrelsandbranches.com)



|                            |                                                                                       |                |
|----------------------------|---------------------------------------------------------------------------------------|----------------|
| Encinitas Blvd.            |  | El Camino Real |
| 1452 Santa Fe Dr. <b>X</b> |                                                                                       |                |
| Manchester Dr.             |                                                                                       |                |

▼ **SDHS SPONSOR**



**Anderson's La Costa Nursery & Design Center**

**10% Discount for SDHS Members**

400 La Costa Avenue  
Encinitas

Open to the Public

Daily 9am to 5pm  
(760) 753-3153  
[andersonslacostanursery.com](http://andersonslacostanursery.com)



# NOVEMBER 2015 PLANT DISPLAY

By Sue Fouquette & Susi Torre-Bueno

## What is the Plant Display?

Each month members bring in plants, cuttings or flowers and put them in blue bottles on our display tables. What a great way to see what plants grow well in our area. EVERYONE is invited to participate. All plants are welcome. Write descriptions similar to those below, and put them with your plant(s).

Join the fun and bring something to the next meeting. We thank those people who brought in plants to show to other members.

**Now available FREE on our website –  
all 20 years worth of plant descriptions!  
Go to [tinyurl.com/Plant-Descriptions](http://tinyurl.com/Plant-Descriptions).**

*Aeonium domesticum variagatum* (crest form) (Crassulaceae)  
Canary Islands

This succulent has green, cream-edged leaves and forms mini-rosettes. It requires only moderate water, and needs well-drained soil and filtered light. It grows to about 12" tall. The plant displayed has an especially rare crested form. (Sue Fouquette, El Cajon, 11/15) – S.F.



Kathy Ascher (3)

*Bauhinia yunnanensis* ORCHID VINE (Fabaceae) China  
According to Plant Delights Nursery ([plantdelights.com](http://plantdelights.com)) in North Carolina, "*Bauhinia yunnanensis* hails from up to 6,000' elevation in the Chinese provinces of Sichuan, Yunnan, and Guizhou. The deciduous semi-vining *Bauhinia yunnanensis* emerges in late spring, producing long willowy branches to 15'-20' long. It's very possible that this will get much larger in warmer climates, so allow plenty of room. Each branch produces short tendrils designed for climbing, so a trellis or nearby sturdy woody plant would make a great display background. Starting in late August and continuing until frost, the branches are adorned with 1.5" wide, pale pink, orchid-like flowers, each highlighted by a purple central streak." Other sites say the plant is evergreen or semi-evergreen, which it might be in our mild climate. The two-lobed leaves are shaped like butterflies. (Marilyn Wilson, Vista, 11/15) – S.T.B.

In addition to the plants described above, the plants listed below were displayed; all have been previously described.

What's that in front of the plant name? Plants marked 3 are fully described in the SDHS Plant Forum Compilation, available online for FREE at [tinyurl.com/Plant-Descriptions](http://tinyurl.com/Plant-Descriptions).

Can you spot the phony plant this month? The phony plant in the November newsletter was *Hypoestes aristocrata* ROYAL RIBBON BUSH.

3 *Abutilon palmeri* INDIAN MALLOW  
(Susi Torre-Bueno, Vista, 11/15)

Aloe sp. or cv. (Sue Fouquette, El Cajon, 11/15)

3 *Cercis occidentalis* WESTERN REDBUD  
(Marilyn Wilson, Vista, 11/15)

3 *Dalechampia dioscoreifolia* PURPLEWINGS, BOWTIE VINE  
(Marilyn Wilson, Vista, 11/15)

3 *Haemanthus albiflos* PAINTBRUSH, BLOOD LILY  
(Marilyn Wilson, Vista, 11/15)

3 *Haemanthus dentatofloss* TOOTHBRUSH LILY  
(Plant Nutt, El Cajon, 10/15)

3 *Hibiscus schizopetalus* fringed Hibiscus, Japanese Lantern  
(Sue Fouquette, El Cajon, 11/15)

3 *Justicia fulvicoma* MEXICAN PLUME  
(Susi Torre-Bueno, Vista, 11/15)

3 *Odontonema strictum* FIERY SPIKE  
(Susi Torre-Bueno, Vista, 11/15)

3 *Salvia madrensis* YELLOW SAGE, FORSYTHIA SAGE  
(Susi Torre-Bueno, Vista, 11/15)

3 *Salvia sagittata* ARROW LEAF SAGE  
(Susi Torre-Bueno, Vista, 11/15)

3 *Hibiscus schizopetalus* FRINGED HIBISCUS,  
JAPANESE LANTERN (Sue Fouquette, El Cajon, 11/15)



*Dalechampia dioscoreifolia*



*Odontonema strictum*



## NOVEMBER MEETING REPORT

### Small Is Beautiful: Design Ideas For Small Spaces

By Ellie Knight

The San Diego Horticultural Society offered a designer panel for its November meeting. Three prominent area designers presented their creative ideas for garden design in small spaces. These might be as small as courtyards, balconies or even pots, or perhaps small spaces contained within larger gardens.

The first presenter, Susanna Pagan, of SP Gardens ([spgardens.com](http://spgardens.com)), offered her aim as creating the illusion of a larger space. She prefers to focus on a few key focal points to draw the eye. She likes these to be bold and strong, as super-sizing focal points makes a small garden appear larger. Other tips included the following:

- Simplify, and avoid clutter.
- Use vertical space such as walls to hang garden plants.
- Maximize existing space using retaining walls, perhaps incorporating bench seating.
- Limit the plant palette.
- Play with angles, for example setting hardscape pieces on angle.
- Use vertical wall gardens to visually shorten a long narrow side yard.

The second presenter, Amelia B. Lima, of Amelia B. Lima & Associates, Inc. ([ameliab.com](http://ameliab.com)), enjoys using strong architectural features combined with climate-suitable plantings. An interesting cultural insight is that people tend to scan with their eyes from left to right, and in a small space the eyes go to the corners. Amelia likes to make the corners disappear by distracting the eye through the use of color, materials, shapes and scale. Her suggestions included:

- Creating good plant combinations
- Using built-in seating
- Placing focal items at an angle
- Appealing to all the senses, including sound, using water features

One major concept is that each garden should be its own watershed, applying "CPR" principles: Conservation, Permeability, and Retention. Dry streams and openings in hardscape may be used effectively to achieve this.

The third and final presenter was Koby, of Koby's Garden Alchemy, Inc. ([kobysgardenalchemy.com](http://kobysgardenalchemy.com)). Koby specializes in containers, and uses these to enhance his small garden designs. He defined a small garden as a "limited or confined space" in which the same design principles apply as in larger spaces. His key points in approaching his designs are to prioritize necessities as opposed to desires, and to use

spacing, proportion and perspectives, along with a shrewd choice of plants in scale with the size of the garden. He also incorporates access areas for maintenance into his designs.

In approaching a new garden design, the owner should follow the steps below:

- Make a wish list of needs and desires.
- Determine a budget range.
- Contact a designer.
- Discuss realistic possibilities.
- Agree on the final design.

Koby listed the following as ideas in creating inventive container gardens:

- Use trough planters on long walls. (Note: he uses drip irrigation in his planters.)
- Use style, colors and textures to accent difficult areas.
- Fill a niche or enliven a window.
- Flank an area, such as a doorway.
- Create a backdrop.
- Transform a cement courtyard.
- Screen a neighbor for privacy.
- Combine cool tones, then add some warmth.
- Create a place to meditate.

Many thanks to all three presenters for a very informative evening.

## THANK YOU DOOR PRIZE DONORS

We thank the following for their generous door prize donations:

Ausachica Nursery

Green Thumb Nursery (see inside front cover)

Ray Brooks (hand-turned wooden bowl)



## SUBSCRIBE TO GARDEN DESIGN AND GET A FREE ISSUE!

Our sponsor *Garden Design* magazine has a special offer for members. Use the link in their ad on page 9 and get a FREE issue of this exceptional publication when you subscribe. subscribe by December 31 and they'll donate \$12 to SDHS for our Balboa Park restoration project. Every quarterly issue has 132 pages with no advertisements, expert insights, outstanding gardens showcased with inspiring stories and splendid photos, new plants, garden tours, and much more!



## San Diego Floral Association

Gardens, Floral Design, Community since 1907

## Centennial Events 2015

## SAVE THE DATES

**Botanical Building Tours**  
throughout 2015

**Festival of Trees:**  
**December 4-5, 2015**

Friday, 3:00 p.m. – 10:00 p.m.

Saturday, Noon – 10:00 p.m.

Where: Room 101, Casa del Prado,  
Balboa Park, San Diego



**Join the Fun Fund!**

For more information on each event and to donate to the Fun Fund visit  
[sdfloal.org/centennial.htm](http://sdfloal.org/centennial.htm)

1650 El Prado #105,  
San Diego, CA  
92101-1684



## PACIFIC HORTICULTURE

**Aloes, Wine & Cheese**  
*A Garden Event in Support of  
Pacific Horticulture Society*

Join us Saturday, January 9<sup>th</sup>, for an afternoon of winter bloom and good cheer in the home and garden of Pacific Horticulture Society board member Scott Borden and San Diego Horticultural Society president Jim Bishop. Perched on a hillside overlooking Mission Valley with an expansive view from the mountains to the sea, Scott and Jim have created a Mediterranean villa garden brimming with plants from all over the world. Their collection of plants from Australia and South Africa are at their best in January – especially the aloes. Immerse yourself in seasonal blooms with a guided tour of the densely planted slope as you stroll up and down the garden's hand-built pathways. Then, gather in the garden casita to nibble on winter treats while enjoying a glass of wine – perhaps from South Africa in honor of the aloes – and warm up next to the fire as you relax to the pleasing accompaniment of the three nearby fountains. \$35 for PacHort members, \$45 for non-members. Space is limited, reserve now at [pachort.org](http://pachort.org), click on "Events."



PacHort believes in supporting the power of gardens and SDHS is a Pacific Horticulture Partner. Visit [pachort.org](http://pachort.org) for more tour info or to subscribe to *Pacific Horticulture* magazine. A special rate of \$24 is available for new and renewing members using discount code SDHS2015. ☘

## ■ From the Board Continued from page 3

centers of Mexico in the 17th century. San Sebastian hosts a charming cobblestone plaza, classic white architecture, an 18th century church dedicated to San Sebastian, a classic Porfian bandstand and a multitude of 18th century haciendas. Enjoy lunch in town.

Our last day begins with a trip to Cabo Corrientes, the southernmost point of the Bahia de Banderas (Bay of Flags) on the Pacific coast of the Mexican state of Jalisco. This bay is a prominent navigational landmark and is often referred to as Mexico's Point Conception. Here we will see the old lighthouse that has been in operation for 110 years, and gorgeous white sand beaches. We will board a boat to the peaceful fishing village of Yelapa. Yelapa's name comes from an indigenous saying meaning "where two rivers meet the sea." Here we can take a short hike to a 100-foot waterfall and have a chance to explore tiny intriguing stores and possibly sample some of the town's famous pies. We finish our day with a walk around a modest little town called El Tuito. This is as close as you can get to traditional rural Mexico. The pine scented air will make us quickly forget the tropical beaches from earlier in the day. This town was used by travelers to refresh their supplies of pack animals, food and water before heading off in to the Sierra Madre. We also include a visit to the Orchid Project.

Our adventure includes a full free day to visit the waterfront, and many shops and restaurants of Puerto Vallarta. There are a number of flight options, but one of the easiest is the non-stop flight from San Diego to Puerto Vallarta offered by Alaska Airlines. The strong dollar makes this a very reasonably priced trip, and we hope you can join us. You can view the full tour itinerary and make your reservation at [sterlingtoursltd.com/PuertoVallarta2016fin.html](http://sterlingtoursltd.com/PuertoVallarta2016fin.html). We can only take 18 people, so sign up soon or get left at the border! ☘

## SDHS Nametags

**Sturdy magnet-back nametags are just \$10**

To order go to  
<https://sdhort.wildapricot.org/Shop>  
or buy one at any monthly meeting.

SAN DIEGO  
HORTICULTURAL  
SOCIETY



Your Name Here



## Sunshine Gardens

**It's time to plant ... Come on Down!**


*We have just about everything  
the gardener in you is looking for:*

- ☛ Bedding Plants ☛ Shrubs
- ☛ Citrus ☛ Houseplants
- ☛ Vegetables ☛ Fertilizers
- ☛ Soils ☛ Seed
- ☛ Trees ☛ Pottery

*When you're here also visit  
Elizabethan Desserts & Twigs by Teri*

[www.sunshinegardensinc.com](http://www.sunshinegardensinc.com)

**Open 7 Days Monday-Saturday 7:00-5:00; Sunday 9:00-4:00**



25 Years Experience in So. California



**Daniel F. E. Cannou**  
Consulting Horticulturist

**Sunset Horticultural Services**  
**(760) 726-3276**

**Professional solutions to problems  
with plants, soil and irrigation**

**Landscape renovation  
Complete landscape care**




## What's Happening? for DECEMBER 2015

The SDHS is happy to publicize items of horticultural interest. See other side for resources & ongoing events.  
Send calendar listings by the 10th of the month before the event to Neal King at [calendar@sdhort.org](mailto:calendar@sdhort.org).

### ▼ SDHS Sponsor

## DISCOVER EVERGREEN NURSERY



Landscaping? Relandscaping?  
Just Sprucing Up Your Yard?

### WHY PAY MORE?

**BUY DIRECT FROM THE GROWER AND SAVE!**

### ONE STOP SHOPPING

Incredible selection. Over 500 varieties on 400 acres.  
From small color packs to huge specimen trees.

### DRIVE THRU SHOPPING

Use your car as a shopping cart!!!



### UNBEATABLE VALUE

The discount houses and depots can't compete  
with our grower direct prices.

### Come on out and see for yourself!

- 1 gallon plants starting at \$3.50
- 5 gallon plants starting at \$10.00
- 15 gallon plants starting at \$39.00

**PROMPT DELIVERY AVAILABLE**

### Hours - call to confirm

ALL LOCATIONS:

Monday – Saturday, 7:30 a.m. to 5:00 p.m.

Sunday 9:00 a.m. to 5:00 p.m.

## Free Monthly Seminar

*First Saturday of every month*

*Starting at 10am at two locations: Carmel Valley and Oceanside*

## It's Christmas Time

No seminar this month, but still come out and choose one of thousands of Christmas trees we have available every holiday season. Pick up holiday favorites like poinsettias, wreaths and garland.

Each FREE seminar is approximately 1 hour long. Come to the location nearest you! Refreshments will be provided. Seminar attendees receive a coupon for an instant discount for any purchases made the day of the seminar!

To view our entire seminar schedule and check our hours of operation, visit us at

**[www.evergreennursery.com](http://www.evergreennursery.com)**

Send questions and comments to:  
[info@evergreennursery.com](mailto:info@evergreennursery.com)

### Three Convenient Locations:

**CARMEL VALLEY**  
13650 Valley Rd.  
(858) 481-0622

**OCEANSIDE**  
3231 Oceanside Blvd.  
(760) 754-0340

### EL CAJON

9708 Flinn Springs Rd., (619) 443-0873

## Events at Public Gardens

❖ **Alta Vista Gardens** Contact info on other side  
See [www.avgardens.org](http://www.avgardens.org) for events & classes

❖ **San Diego Botanic Garden** Contact info on other side

**December 5–23 and 26–30, 5 – 9 pm, Garden of Lights:** See page 11. The Garden is transformed into a dazzling winter wonderland! More than 125,000 sparkling lights and much more – even snow!

**December 12, 10am-2pm, Holiday Wreath Making:** Build a beautiful full-sized, mixed-greens wreath to decorate the home for the holidays. Members \$50, Non-members \$60. Fee includes materials. Register by December 4.

**Saturdays, 10:30am, Garden Tour:** Docent led tour of Garden. Departs from the Visitor Center/Gift Shop.

### ❖ The Water Conservation Garden

Contact info on other side. For ALL events below, register online or at (619) 660-0614.

**December 5, 8am-noon, Jingle Paws:** Join this fun and furry fundraiser that raises money for Animal Center for Education and Services (ACES).

**December 5, 9am-4pm, Holiday Gift Shop Open House:** Enjoy great prices on unique garden-inspired gifts you won't find anywhere else.

**December 5, 10am-noon, December Crafts Workshop:** Docent Team will guide you in making an array of 'giftable' crafts. You'll complete 5 different crafts and a bonus take home project too! All materials included. Members \$30, Non-Members \$50. Registration online.

**December 20, 10-11am, Free Special Access Tour:** Have trouble navigating the terrain of The Garden? Explore The Garden from the comfortable Verbeck Shuttle with a Garden Docent. This tour seats only 4-5 people. Advanced reservations required. Call 619-660-0614 x16.

**Saturdays, 10:30am, Garden Tour:** Docent led tour of the Water Conservation Garden. Meet at the main gate at the Garden entrance. No reservations required.

## Events Hosted by SDHS Sponsors

Please thank them for supporting SDHS!

### ◆ Barrels & Branches Classes & Workshops

Info: [www.barrelsandbranches.com](http://www.barrelsandbranches.com). See ad on page 17.

◆ **Buena Creek Gardens Wreath Workshop:** Dec. 5, 10am-2pm. Create your own wreath with Katie's guidance. Contact Katie by Dec. 1 to reserve your spot and to pay the \$55 registration fee. Please bring your own garden clippers and a brown-bag lunch. 418 Buena Creek Road, San Marcos. Info: [UrMindIsAGarden@hotmail.com](mailto:UrMindIsAGarden@hotmail.com).

◆ **City Farmers Nursery** – see [www.cityfarmersnursery.com](http://www.cityfarmersnursery.com)

◆ **Evergreen Nursery: FREE Seminar** Details in left column

◆ **Sunshine Care FREE Seminar Each Month**

**Seminars start again in January.** RSVP: (858) 472-6059 or [roy@sunshinecare.com](mailto:roy@sunshinecare.com). [www.sunshinecare.com](http://www.sunshinecare.com). See ad on page 13.

### ◆ Walter Andersen Nursery FREE Saturday Classes

Details at [www.walterandersen.com](http://www.walterandersen.com); address in ad on page 15.

#### Point Loma, 9am

Dec. 5 Pruning Roses

Dec. 12 Pruning Stone Fruits

Dec. 19 Pruning Apples & Cherries

#### Poway, 9:30am

TBA

TBA

TBA

### ◆ Weidners' Gardens classes & workshops

See [www.weidners.com](http://www.weidners.com) or call (760) 436-2194.

## Next SDHS Meeting

**December 14:**

## Ecology Landscaping and Other Waterwise Lessons

See page 1 & website for details

More garden-related events on other side

**Other Garden-Related Events:**  
Check with hosts to confirm dates & details

**Free Workshop: See page 2**

**No workshop in December;  
workshops begin again in  
January**

To register go to [www.sdhort.org](http://www.sdhort.org) and click on the workshop link.

**Dec. 5, 8am – noon, Dos Valles Garden Club:** Poinsettia, Wreath, and Plant Sale plus Ornamental Swap at the Martin Gang Ranch, 28933 Cole Grade Road, Valley Center. Info: [www.dosvallesgardenclub.org](http://www.dosvallesgardenclub.org).

**Dec. 6, 9am – 1pm, Sustainable Living Institute: Rainwater Harvesting in Tanks Workshop:** Fee: \$25. What better time than now it is to start harvesting and storing rainwater. The City of San Diego is giving away rebates of \$1 per gallon of water storage capacity (up 400 gallons or \$400). This means that you can almost install a 500 gallon tank for free! In this hands-on workshop participants will learn the fundamentals of active rainwater harvesting systems. By the end of the workshop we will have installed a rainwater harvesting tank to help with irrigation during the dry season. Everyone will come away with the knowledge and understanding to start planning their own systems. Kensington area; the address sent to registered participants. Info: [www.sdsustainable.org](http://www.sdsustainable.org).

**Dec. 9, 10am, Point Loma Garden Club:** Annual Holiday Tea and Bazaar. Specialty holiday fresh and dried decorations, crafts and homemade delectables. Location: 2818 Avenida de Portugal. Info: [www.plgc.org](http://www.plgc.org).

**Dec. 19, 10am-noon, Solana Center's Free Composting Workshop:** Ocean Knoll Educational Farm, 701 Bonita Drive Encinitas. Registration and Info: [www.solanacenter.org](http://www.solanacenter.org).

**Do you belong to a club or organization  
whose events aren't listed above?**

For a FREE listing (space permitting) send details by the 10<sup>th</sup> of the month BEFORE the event to Neal King at [calendar@sdhort.org](mailto:calendar@sdhort.org).

Happy  
Holidays!

**For an extensive list of garden club  
meetings and events, visit  
[sdfloral.org/calendar.htm](http://sdfloral.org/calendar.htm)**

**Resources & Ongoing Events:**

**ALTA VISTA BOTANIC GARDENS:** Open Monday-Friday 7:00-5:00; 10:00-5:00 on weekends. Fee: members/free; non-members/\$2. 1270 Vale Terrace Drive, Vista. Info: [www.avgardens.org](http://www.avgardens.org) or (760) 945-3954.

**SAN DIEGO BOTANIC GARDEN:** (formerly QUAIL BOTANICAL GARDENS): Open daily 9-5 (closed Thanksgiving, Christmas, New Year's Day); 230 Quail Gardens Dr., Encinitas. Fee: \$14/adults, \$10/seniors, \$8/kids 3-12; parking \$2. Free to members and on the first Tuesday of every month. (760) 436-3036; [www.SDBGarden.org](http://www.SDBGarden.org).

**THE WATER CONSERVATION GARDEN:** Open 9-4 daily, FREE. Docent-led tours every Saturday at 10:00am. 12122 Cuyamaca College Drive West, El Cajon, (619) 660-0614 or [www.thegarden.org](http://www.thegarden.org).

**MISSION TRAILS REGIONAL PARK:** Guided hikes Wed., Sat. & Sun. Visitor Center open 9-5, off Mission Gorge Rd., San Carlos, (858) 668-3275.

**MASTER GARDENER HOTLINE:** Gardening questions answered by trained volunteers Mon.-Fri., 9-3, (858) 822-6910, [www.mastergardenerssandiego.org](http://www.mastergardenerssandiego.org).

**SAN ELIJO LAGOON CONSERVANCY:** Free 90-minute public nature walk 2nd Saturday of each month start at 9:00 am. Call (760) 436-3944 for details.

**DESERT WILDFLOWER HOTLINE:** Anza-Borrego Desert State Park: (760) 767-4684. Info., events, road conditions, etc.: (760) 767-5311 or [www.desertusa.com/wildflo/wildupdates.html](http://www.desertusa.com/wildflo/wildupdates.html).

**WILDFLOWER HOTLINE:** March to May call the Theodore Payne Foundation hotline: (818) 768-3533 for info. on blooms in Southern California and elsewhere; visit [www.theodorepayne.org](http://www.theodorepayne.org).

**BALBOA PARK:**

**Offshoot Tours:** FREE 1-hr walking tour in Balboa Park every Sat., 10am. Meet at Visitors Center; canceled if rain or less than 4 people. (619) 235-1122.

**Botanical Building** is one of the world's largest lath structures, with 1200+ plants and lavish seasonal displays. FREE. Open Friday–Wednesday, 10am to 4pm.

**Botanical Library:** Room 105, Casa del Prado, Mon.-Fri. and first Sat., 10am-3pm, FREE. Info: (619) 232-5762.

**Japanese Friendship Garden:** Tues. to Sun., 10-4. Fees: free 3<sup>rd</sup> Tuesday; \$5/family; \$2/adult, \$1/seniors/students; (619) 232-2721, [www.niwa.org](http://www.niwa.org).

**Canyoneer Walks:** FREE guided nature walks Saturday & Sunday. (619) 232-3821 X203 or [www.sdnhm.org](http://www.sdnhm.org)

**Balboa Park Ranger Tours:** FREE guided tours of architecture/horticulture, Tuesdays & Sundays, 1pm, from Visitors Center. Info: (619) 235-1122.

**San Diego Natural History Museum:** Exhibits, classes, lectures, etc. (619) 232-3821; [www.sdnhm.org](http://www.sdnhm.org).

**S.D. Zoo:** Garden day 3rd Friday of every month from 10am. Pick up schedule at entry. Info: (619) 231-1515, ext 4306; [www.sandiegozoo.org](http://www.sandiegozoo.org).

**Garden Radio Shows:**

**Garden Compass Radio Show (local).** Saturday 9–10am. XEPE 1700AM radio, hosts Bruce and Sharon Asakawa, John Bagnasco. Call-in questions: (619) 570-1360 or (800) 660-4769.

**GardenLife Radio Show (national).** Saturday 8-9am and Sunday 8–10am. KCEO 1000AM radio, hosts Bruce and Sharon Asakawa, John Bagnasco. Call-in questions: 866-606-TALK. Hear it streaming live on [lifestyletalkradio.com](http://lifestyletalkradio.com). GardenLife shows are also archived at [www.lifestyletalkradio.com](http://www.lifestyletalkradio.com).

**San Diego County Farmers Markets**  
[www.sdfarmbureau.org/BuyLocal/Farmers-Markets.php](http://www.sdfarmbureau.org/BuyLocal/Farmers-Markets.php)