

Let's Talk Plants!

Newsletter of the San Diego Horticultural Society

December 2013, Number 231

Amy Stewart on The Drunken Botanist

SEE PAGE 1

GARDEN YOUR WAY TO HEALTH
PAGE 4


SDHS NOTE CARDS AVAILABLE
PAGE 7

WATERSMART LIVING
PAGE 8

FREE WORKSHOP SURVEY
PAGE 10



On the Cover: Mamani Gin & Tonic Cocktail



Israel Tour with San Diego Botanic Garden March 8-18, 2014

San Diego Botanic Garden (SDBG) will sponsor a spring tour to visit Israel and our sister garden, the Jerusalem Botanical Gardens (JBG). Led by botanists from JBG, we will see spring wildflowers in natural areas from Mt. Meron in the north to the Negev Desert in the south. Explore dozens of wildflower species, including native irises, poppies, tulips, and cyclamen.

Along with many outstanding gardens, discover famed cultural and historical sites of Israel that stretch back thousands of years, including the Old City of Jerusalem, the Sea of Galilee, Ein Gedi, Masada, Jordan's ancient city of Petra and the lowest elevation on the Earth - the Dead Sea.

Dave Ehrlinger, former SDBG Director of Horticulture will lead the trip. He has traveled to Israel and led tours to East Africa, Egypt, and India. For more information, please contact us at info@SDBGarden.org or 760/ 436-3036 x201

For more information
visit
SDBGarden.org



▼ SDHS SPONSOR

GREEN THUMB SUPER GARDEN CENTERS

1019 W. San Marcos Blvd. • 760-744-3822
(Off the 78 Frwy. near Via Vera Cruz)

- CALIFORNIA NURSERY PROFESSIONALS ON STAFF
- HOME OF THE NURSERY EXPERTS • GROWER DIRECT



www.supergarden.com
Now on Facebook



WITH THIS
VALUABLE

Coupon

**\$10⁰⁰
OFF**


**Any Purchase of
\$60⁰⁰ or More!**

- Must present printed coupon to cashier at time of purchase
- Not valid with any sale items or with other coupons or offers
- Offer does not include Sod, Gift Certificates, or Department 56
- Not valid with previous purchases • Limit 1 coupon per household
- Coupon expires 12/31/2013 at 6 p.m.

sdhs



When in doubt, let them make their own choice with a
**GREEN THUMB
GIFT CARD!**



MIRACOSTA COLLEGE HORTICULTURE / SPRING 2014

www.miracosta.edu/hort

Horticulture Associate Degree or Certificate Program

At MiraCosta College, you can earn an associate degree or a certificate in a variety of programs including irrigation technology, landscape architecture, landscape management, nursery production, wine technology and more. Some certificates take as little as two semesters to complete!

To receive a fall course schedule with complete details and enrollment information, call **760.795.6615**. For more info about MiraCosta College's Horticulture Program, call **Claire Ehrling** at **760.795.6704**.



Spring classes at MiraCosta College start January 13

Community colleges are still California's best buy in higher education. Enroll now!

See back for courses offered this spring.



Holiday Poinsettia Sale

Premium quality Poinsettias grown by the MiraCosta College Horticulture Department

Poinsettia Sale Hours at the Horticulture Sales Nursery:
Every Mon., Wed. & Fri., 11/13–12/23, 9 a.m.–4 p.m.
(or until sold out) Closed on College holidays.

POINSETTIA VARIETIES & PRICING:

4" Red or White: \$4

6" Red, White and all other varieties

(Maroon, Monet, Red Glitter, Sparkling Punch, Tapestry, and Winter Rose Red): **\$7**

8" Red or White: \$18

8" Square decorative pot: \$18

Hanging baskets (Red, White, Mixed): \$18



QUANTITY DISCOUNTS:

10% discount for quantities of 10 or more &

15% for 50 or more.

Payable by cash or check only. Prices do not include sales tax.

For ordering or more information please contact:

Horticulture Sales Nursery

760.757.2121, x6994 or hortmail@miracosta.edu

1 Barnard Drive, Oceanside, customer parking—Lot 7A,
no pass required for nursery customers.



**MiraCosta College
Oceanside Campus**
1 Barnard Drive
Oceanside, CA 92056

**MiraCosta College
San Elijo Campus**
3333 Manchester Avenue
Cardiff, CA 92056



Horticulture Credit Courses / Spring 2013

Class #	Days	Time	Instructor	Units	Room #
---------	------	------	------------	-------	--------

HORT 110 Introduction to Sustainable Horticulture

This course introduces sustainable horticulture principles and practices in gardening, landscaping, nursery management, and floriculture. Students are required to attend field labs and field trips. CSU

OCEANSIDE CAMPUS

Room #

2336	T	9:30am-2:20pm	ALLISON M	3.0	OC7053
------	---	---------------	-----------	-----	--------

HORT 115 Soil Science

This course examines the physical, chemical, and biological properties of soil with an emphasis on solving issues related fertility, salinity, pH, high calcium, specific toxicities, and physical problems. Students are required to participate in field labs and trips. CSU; UC

OCEANSIDE CAMPUS

Room #

2338	Th	9:30am-2:20pm	ALLISON M	3.0	OC7053
------	----	---------------	-----------	-----	--------

HORT 116 Plant Science

This course covers the basic principles of plant science pertaining to food and ornamental plants and addresses plant taxonomy and nomenclature. Students are required to attend field labs and field trips. CSU; UC

OCEANSIDE CAMPUS

Room #

2340	MW	12:30pm-3:20pm	KINNON C	4.0	OC7053
2344	W	5:00pm-7:50pm	EHRLINGER C	4.0	OC7053
	&ONL				ONLINE
					+3 hours weekly online.

HORT 117 Plant Identification: Trees, Shrubs, and Vines

This course covers the identification, growth habits, culture, and ornamental use of plants found in Southern California landscapes. It emphasizes botanical and common names, plant family relationships, and environmental adaptations. Students are required to attend field trips both on and off campus. CSU; UC

OCEANSIDE CAMPUS

Room #

2346	F	1:00pm-3:55pm	EHRLINGER C	3.0	OC7051
	&ONL				ONLINE
					+2 hours weekly online.

HORT 127 Landscape Design

This introduction to landscape design covers the principles and process of design, drafting, hand drawn graphics, and presentation methods. Projects emphasize residential and small commercial sites. Students are required to attend field trips. CSU

OCEANSIDE CAMPUS

Room #

2350	W	5:00pm-9:50pm	ALLISON M	3.0	OC7051
------	---	---------------	-----------	-----	--------

HORT 128 Landscape Construction

This course covers the fundamentals of soil preparation, tool use, plan reading, construction materials, installation, building codes, and bid preparation. Students are required to attend field trips. CSU

OCEANSIDE CAMPUS

Room #

2998	S	9:00am-1:55pm	STAFF	3.0	OC7051
------	---	---------------	-------	-----	--------

HORT 130 Advanced Irrigation Design and Troubleshooting

Students study the design and operation of sprinkler systems for larger settings, such as athletic fields, golf courses, parks, or other commercial/public areas. The course covers hydrostatic problems for large-scale systems as well as troubleshooting of components. CSU
PREREQUISITE: HORT 126.

OCEANSIDE CAMPUS

Room #

3000	Th	5:00pm-9:50pm	EHRLINGER C	3.0	OC7051
------	----	---------------	-------------	-----	--------

Class #	Days	Time	Instructor	Units	Room #
---------	------	------	------------	-------	--------

HORT 134 Plant Pest Control

Students examine common pests of ornamental plants in Southern California (weeds, insects, and diseases). The course emphasizes diagnosis, control, laws and regulations, and preparation for state licensing exams or continuing education. CSU

OCEANSIDE CAMPUS

Room #

2352	T	5:00pm-9:50pm	KINNON C	3.0	OC7053
------	---	---------------	----------	-----	--------

HORT 140 Subtropical Fruit and Plant Production

This course covers the production of subtropical fruits grown primarily in San Diego and neighboring counties, including citrus, avocados, and exotic fruits. Field trips to local orchards and groves are required. CSU

OCEANSIDE CAMPUS

Room #

2354	M	5:00pm-6:55pm	BENDER G	3.0	OC7053
	&S	8:00am-10:55am			OC7053

HORT 149 Vineyard Production and Management

This course covers vineyard management responsibilities, including vineyard development, budgeting, grape selection, and care. Students are required to attend field trips to local vineyards. CSU

OCEANSIDE CAMPUS

Room #

2356	M	7:00pm-9:00pm	STEHLY A	3.0	OC7053
	&S				OC7053
					+6 hours every other Saturday from 8am-1:50pm beginning 1/25/14.

HORT 220 Computer-Aided Landscape Design Applications

This course covers the application of computer-based design software packages for the development of landscape plans, perspectives, elevation drawings, and presentation graphics. CSU
PREREQUISITE: DESN 101.
ENROLLMENT LIMITATION: Not open to students with credit in HORT 129.
ADVISORY: HORT 127.

OCEANSIDE CAMPUS

Room #

3002	W	5:00pm-9:50pm	STAFF	3.0	OC7051
------	---	---------------	-------	-----	--------

HORT 230 Landscape Architecture

This project-based class offers continued study in the field of landscape architectural design with an emphasis on sustainable design at the urban and community scale. Students work both individually and in groups. Field trips are required. CSU
PREREQUISITE: HORT 127.

OCEANSIDE CAMPUS

Room #

2587	M	5:00pm-9:55pm	ALLISON M	3.0	OC7051
------	---	---------------	-----------	-----	--------

HORT 299 Occupational Cooperative Work Experience

This course is for students who are employed in a job directly related to their major and who seek to learn new skills or improve existing skills at work under the instruction of a MiraCosta faculty-mentor. CSU
COREQUISITE: Complete 75 hrs paid or 60 hrs non-paid work per unit.
ENROLLMENT LIMITATION: Career Center approval. May not enroll in any combination of cooperative work experience and/or internship studies concurrently.

+2542	ARR		STAFF	3.0	
-------	-----	--	-------	-----	--

Go to www.miracosta.edu/dataform or the Career Center in Bldg 3700, OC, to complete an employer contact information form. Faculty mentor will visit your worksite twice, unless you are employed more than 25 miles from any of MiraCosta's three campuses. You then may be required to travel to a campus to meet with your instructor and to meet virtually. Call the Career Center if you have questions: 760.795.6772.

THIS IS A LATE-START CLASS, (01/27-05/19).

CUYAMACA COLLEGE



**ORNAMENTAL
HORTICULTURE**

Cuyamaca College Ornamental Horticulture

Spring 2014 Class Schedule

January 27 — June 2

<u>Num</u>	<u>Course Name</u>	<u>Instructor</u>	<u>Day</u>	<u>Time</u>
102	Xeriscape - Water Conservation	Rottke	Wed	1:00 to 2:50 pm
114	Floral Design 1	Citrowske	Mon	4:00 to 9:40 pm
117	Wedding Design 1	Citrowske	Tue	4:00 to 8:50 pm
120	Fundamentals of O.H.	Faulstich	Thur	12:00 to 4:50 pm
120	Fundamentals of O.H.	Schultz	Tue	5:00 to 6:50 pm
	Saturdays 2/8 - 3/1 - 3/15 - 3/29 - 4/12 - 5/10 - 5/24		Sat	8:00 am to 3:20 pm
121	Plant Propagation	Palafox	Thur	12:00 to 4:50 pm
130	Plant Pest Control	Schultz	Wed	11:00 am to 3:50 pm
140	Soils	Kotnik	Mon	7:10 to 9:10 pm
	Saturdays 2/1 - 2/22 - 3/8 - 3/22 - 4/5 - 4/26 - 5/17		Sat	8:00 am to 3:20 pm
170	Plant Materials: Trees and Shrubs	Whitney	Wed	4:00 to 6:50 pm
180	Plant Materials: Annuals & Perennials	Rottke	Wed	4:00 to 6:50 pm
172	Beginning Landscape Design	Holliday	Mon	4:00 to 9:40 pm
173	Intermediate Landscape Design	Sumek	Thur	4:00 to 8:50 pm
174	Turf and Ground Cover Management	Spardy	Mon	5:00 to 7:00 pm
	Saturdays 2/8 - 3/1 - 3/15 - 3/29 - 4/12 - 5/10 - 5/24		Sat	8:00 am to 3:20 pm
200	Introduction to CADD	Sumek	Fri	12:00 to 4:50 pm
220	Landscape Construction/Concrete & Masonry	Staff	Tue	7:00 to 8:50 pm
	Saturdays 2/8 - 3/1 - 3/15 - 3/29 - 4/12 - 5/10 - 5/24		Sat	8:00 am to 3:20 pm
221	Landscape Construction/Irrigation & Carpentry	Tverberg	Wed	7:00 to 8:50 pm
	Saturdays 2/1 - 2/22 - 3/8 - 3/22 - 4/5 - 4/26 - 5/17		Sat	8:00 am to 3:20 pm
222	Japanese Garden Design and Construction	Siers		
	Saturdays 2/1 - 2/22 - 3/22 - 4/5 - 4/26		Sat	8:00 am to 3:20 pm
	Class meets at the Balboa Park Japanese Friendship Garden			
235	Principles of Landscape Irrigation	Monroe	Tue	5:00 to 8:50 pm
260	Arboriculture	Rottke	Thur	5:00 to 6:50 pm
	Saturdays 2/1 - 2/22 - 3/8 - 3/22 - 4/5 - 4/26 - 5/17		Sat	8:00 am to 3:20 pm
276	Horticulture Equipment Repair	Love	Thur	5:00 to 9:50 pm
290	Cooperative Work Experience	Palafox	Hours to be arranged	

**For additional information call 619.660.4023 or
visit the Ornamental Horticulture website**

www.cuyamaca.edu/ohweb

CUYAMACA COLLEGE - ORNAMENTAL HORTICULTURE

**Come learn about
growing with Us!**

Ornamental Horticulture Department Orientation

All are welcome, including new and continuing students.

Wednesday, January 22 - 6:00 to 8:00 p.m.

Cuyamaca College - Room M-111.

900 Rancho San Diego Parkway - El Cajon

Cuyamaca College Ornamental Horticulture

Award Winning Program in Sustainable Urban Landscapes

2012 State Board of Governors Sustainability Award

2013 Green California Leadership Award



Save the Date!

Sustainable Turf and Landscape Seminar

Thursday, March 6

www.cuyamaca.edu/ohweb



IN THIS ISSUE...

- 2 2014 Spring Garden Tour
- 2 Important Member Information
- 3 To Learn More...
- 3 Coordinate Free Workshops
- 3 From the Board
- 4 The Real Dirt On... William Hertrich
- 4 Book Review
- 5 Trees, Please – When did you plant your tree?
Solar Shade Control Act
- 5 Tour Gardens of the California Wine Country
With the SDHS
- 6 Going Wild With Natives
- 6 Volunteer Spotlight
- 7 SDHS Note Cards
- 7 Grants for Agricultural Advancement
- 8 New eGuide! Inspires WaterSmart Living
- 8 Advanced Botanical Skills Workshop
- 9 My Life With Plants
- 10 **FREE WORKSHOPS SURVEY**
- 11 Welcome New Members!
- 11 Discounts for Members
- 11 What's Up At San Diego Botanic Garden?
- 12 Pacific Horticulture Tours
- 12 Got Chickens?
- 13 Sharing Secrets
- 19 Meeting Report
- 20 Is Your Name Here?
- 20 Membership Renewal Rates
- 20 Classified Ads

INSERTS: Cuyamaca College
MiraCosta College
Calendar/Resources/Ongoing Events

SAN DIEGO HORTICULTURAL SOCIETY

Our Mission is to promote the enjoyment, art, knowledge and public awareness of horticulture in the San Diego area, while providing the opportunity for education and research.

MEMBERSHIP INFORMATION

Details on membership are on page 20 and at www.sdhort.org
For questions contact membership@sdhort.org or
Jim Bishop at (619) 296-9215.

MEETING SCHEDULE

5:00 – 6:00 Meeting room setup
6:00 – 6:45 Vendor sales, lending library, plant display
6:45 – 8:30 Announcements, door prizes, silent auction, speaker

MEETINGS & EVENTS IN 2014

(FW = Free Workshops; Register at www.sdhort.org)

January 13	Kathy Musial on Native Plants of Chile
January 14	Selecting & Planting Bare Root Trees (FW)
February 1	Companion Gardening with Chickens (FW)
February 10	Kelly Griffin, Manager of Succulent Plant Development for Altman Plants
March 10	Tracy Kahn on Citrus in Today's Gardens
May 4	Wine Country Garden Tour (see page 5)



www.SDHort.org



COVER IMAGE: December speaker Amy Stewart took the cover photo, which shows "the Mamani Gin & Tonic Cocktail: gin, tonic, jalapeno pepper, cilantro, cucumber, celery, tomato. See p. 238 of *The Drunken Botanist*." Enjoy a special cocktail and a delightful talk at our December meeting.

Next Meeting: DECEMBER 9, 2013, 6:00 – 9:00 PM


Topic: AMY STEWART ON THE DRUNKEN BOTANIST:

THE PLANTS THAT CREATE THE WORLD'S GREATEST DRINKS

Meeting is open and everyone is welcome. Admission: Members/free, Non-Members/\$15. Parking is free.
Meeting Place: Del Mar Fairgrounds, Surfside Race Place, Del Mar; Info: (619) 296-9215

We are delighted to welcome back the always fascinating and funny Amy Stewart, award-winning author of six books on the pleasures and perils of the natural world, including four *New York Times* bestsellers, *The Drunken Botanist* (her most recent work), *Wicked Bugs*, *Wicked Plants*, and *Flower Confidential*.

Amy's presentation about her latest book combines history, science, literature and humor to explore the dizzying array of plants that humans have, through ingenuity, inspiration, and sheer desperation, contrived to transform into alcohol. From the sugar cane that gives us Caribbean rum, to the juniper berries that flavor gin, to the odd and obscure fruits that flavor Italian liqueurs, Amy takes a most intoxicating perspective on the leaves, bark, seeds, roots, flowers, and fruit imbibed around the world.



Amy is a highly sought-after public speaker whose spirited lectures have inspired and entertained audiences at college campuses, corporate offices, conferences, garden shows, botanical gardens, museums, bookstores, and garden clubs nationwide. She has written for the *New York Times*, the *Washington Post*, and many other newspapers and magazines, and is contributing editor at *Fine Gardening* magazine. She is also the co-founder of the popular blog, *Garden Rant*.

For more information visit <http://gardenrant.com/author/amy-stewart> and see page 3.

We'll be selling cocktails made from one of the many exciting recipes in Amy's book, so invite your friends to join you for this very fun evening! 🍸



Delightful Eye Photography


What's Happening? for DECEMBER 2013

The SDHS is happy to publicize items of horticultural interest. See other side for resources & ongoing events.

Send calendar listings by the 10th of the month before the event to Neal King at calendar@sdhortsoc.org.

▼ SDHS Sponsor

DISCOVER EVERGREEN NURSERY



Landscaping? Relandscaping?
Just Sprucing Up Your Yard?

WHY PAY MORE?

BUY DIRECT FROM THE GROWER AND SAVE!

ONE STOP SHOPPING

Incredible selection. Over 500 varieties on 400 acres.
From small color packs to huge specimen trees.

DRIVE THRU SHOPPING

Use your car as a shopping cart!!!



UNBEATABLE VALUE

The discount houses and depots can't compete
with our grower direct prices.

Come on out and see for yourself!

- 1 gallon plants starting at \$2.90
- 5 gallon plants starting at \$9.00
- 15 gallon plants starting at \$35.00

PROMPT DELIVERY AVAILABLE

December Hours - call to confirm

Monday–Saturday 7:30–8:00; Sunday 9:00–8:00

Free Monthly Seminar

*First Saturday of every month
Starting at 10am at two locations:
Carmel Valley and Oceanside*

Dec. 7: Christmas Time at Evergreen

Learn about the different types of Christmas trees; how to choose the best one; and how to make them last. We will also talk about poinsettias, wreaths, and garland and how to choose and care for them as well. Ho! Ho! Ho!

Each FREE seminar is about 1 hour long. Refreshments will be provided. Seminar attendees will receive a coupon for an instant discount for any purchases made the day of the seminar!

To view our entire seminar schedule and check
our hours of operation, visit us at

www.evergreennursery.com

Send questions and comments to:
info@evergreennursery.com

Three Convenient Locations:

CARMEL VALLEY
13650 Carmel Valley Rd.
(858) 481-0622

OCEANSIDE
3231 Oceanside Blvd.
(760) 754-0340

*****NEW location (limited hours, call first):
EL CAJON
9708 Flinn Springs Rd., (619) 443-0873

Events at Public Gardens

❖ **Alta Vista Gardens** contact info on other side
See www.avgardens.org for events & classes.

❖ **San Diego Botanic Garden** contact info on other side
Dec. 7-23 & 26-30, 5-9pm, Garden Of Lights: San Diego Botanic Garden transforms into a dazzling winter wonderland with over 100,000 sparkling lights and many festive activities.

Dec. 17, 8am-4pm, Advanced Botanical Skills Workshop: See article on page 8. Learn plant taxonomy, tree morphology. \$120. Register at www.baobabbotanical.com or email Matt Ritter at mritter@calpoly.edu.

❖ **The Water Conservation Garden**

contact info on other side

Dec. 7, 9am-4pm, HOLIDAY GIFT SHOP SALE!: Join us for the Garden Gift Shop's annual Holiday Sale. All items are discounted. Members receive an extra 10% off. Warm/cold cider and cookies will be served. Shop for beautiful and one of a kind holiday gift items. We feature local artists and fair trade items. One hundred percent of your purchase goes to support the Garden.

Events Hosted by SDHS Sponsors:

Please thank them for supporting SDHS!

✿ **Barrels & Branches Classes & Workshops**

Dec. 1, noon-2pm, Holiday Wreath Making Party: Grape vine wreath base, ribbon, pine cones, dried flowers and ornaments provided. bring anything special to personalize. \$50.

Dec. 7, 10am-noon, Succulent Planted Birdcages: How to plant and care for your indoor or outdoor birdcage. \$48. (incl. materials; extras available for purchase).

Dec. 14, 10am-noon, Composting and Vermicomposting Basics: Learn how worms and other decomposters can transform your waste. FREE. To Pre-register call (760) 436-7986 x. 222.

Info: events.barrelsandbranches@gmail.com or (760) 753-2852. See ad on page 15.

✿ **Cedros Gardens, Saturday and Sunday FREE classes.**

Details at www.cedrosgardens.com; address in ad on page 17.

✿ **City Farmers Nursery Workshops**

See www.cityfarmersnursery.com.

✿ **Evergreen Nursery FREE Seminar Each Month**

See column at left for details.

✿ **Walter Andersen Nursery FREE Saturday Classes**

Details at www.walterandersen.com; addresses in ad on page 15

	Point Loma, 9am	Poway, 9:30am
Dec. 7	Pruning Peaches, Nectarine,s etc.	Holiday wreath making
Dec. 14,	Bare root roses & NEW roses	Fruit tree pruning
Dec. 21	Pruning Apple & Cherries	Rose pruning
Dec. 28	no class today	

Dec. 28, 9:30am, Poway Nursery: Bare Root

Fruit Trees, Selecting & Planting: Learn from expert David Ross. Now is a great time to plant bare root trees! David will teach this FREE workshop again for SDHS members (and guests) on January 14 at 10am.

✿ **Weidners' Gardens classes & workshops**

Dec. 8, 11:30am, Succulent Wreath Class: \$45 for small wreath, \$65 for the big one. That covers everything you need plus the instructions. Call 760 436 2194 to register. Must register and pay before Dec. 1st. See www.weidners.com or call (760) 436-2194.

Next SDHS Meeting

**Dec. 9 - Amy Stewart on
The Drunken Botanist**

We'll be selling cocktails!

See page 1 for details

More garden-related events on other side.

Other Garden-Related Events:

Check with hosts to confirm dates & details

- ◆ Dec. 6, noon, Vista Garden Club: Creating a California Native Landscape with Greg Rubin. McClellan Senior Center, 1200 Vale Terrace, Vista. Info: www.vistagardenclub.org.
- ◆ Dec. 6, 12:30pm, Carlsbad Garden Club: Pot Luck Lunch & Holiday Table Setting Competition. Dove Library, 1775 Dove Lane, Carlsbad. Info: www.carlsbadgardenclub.com or cfilups@gmail.com.

December Nights

Dec. 6, 3-11pm and Dec. 7, noon - 11pm

The San Diego Floral Association presents the Festival of Trees as a gift to the community during the December Nights celebration. Gingerbread cookies and protea flowers are available for sale. Admission is free to enjoy the floral designs and trees decorated in the theme “Holidays Around the World.” Room 101, Casa del Prado, Balboa Park. Info: www.balboapark.org/decembernights.

- ◆ Dec. 7, 8am - 1pm, Dos Valles Garden Club: Poinsettia, Wreath & Gift Plant Sale. 28933 Cole Grade Rd., Valley Center. Info: www.dosvallesgardenclub.org.

Galaxy Garden Workshop

December 7, 10am to 4pm

UC San Diego, Price Center East Ballroom
(checkin begins 9:30am)

Do you want to know how a garden can teach us the secrets of the Milky Way? Then come to this hands-on workshop with artist Jon Lomberg to hear the story of the Galaxy Garden, and find out! You have our promise of an out-of-this-world experience! The Galaxy Garden in Kona, Hawaii, is an outdoor scale model of the Milky Way Galaxy created with living plants (www.galaxygarden.net). Stellar objects such as stars, nebulae, and globular clusters are mapped to scale, using representative plants. Artist Jon Lomberg conceived and designed the garden. The vastness of our galaxy is hard to envision; a large garden provides a way to explore our place in the galaxy. This one-day workshop will explain the concept of the garden, outline how it is used to encourage science education, and demonstrate hands-on teaching activities that can be done indoors or outdoors using large-scale, explorable model galaxies.

You will be served a box lunch, afternoon coffee and snacks. We are asking a voluntary \$10 donation/ person; those donating will receive first priority to get in to this event! Info & registration: see the workshop webpage at <http://imagination.ucsd.edu/galaxygarden>. The possibility of building such a garden locally will be explored. Imagine the potential of such a garden if created using native plants - which would teach not only about astronomy, but also about botany! Presented by the Arthur C. Clarke Center at UCSD.

- ◆ Dec. 8, 1:30pm, Begonia Society: Annual Christmas Begonia Quiz. 423 Rancho Santa Fe Road, Encinitas. Info: (760) 815-7914.
- ◆ Dec. 11, 10am, Point Loma Garden Club: Holiday Tea & Bazaar. 2818 Avenida de Portugal. Info: www.plgc.org.

HAPPY
HOLIDAYS

and may your garden
delight you in 2014!

Do you belong to a garden club or organization whose events aren’t listed above? For a FREE listing (as space permits) send details by the 10th of the month before the event to Neal King, Calendar Editor, at calendar@sdsdhort.org.

San Diego County Farmers Markets

www.sdfarmbureau.org/BuyLocal/Farmers-Markets.php

For an extensive list of
garden club meetings and
events, visit the San Diego
Floral Association website:
www.sdfloal.org/calendar.htm

Resources & Ongoing Events

ALTA VISTA BOTANIC GARDENS: Open Monday-Friday 7:00-5:00 ; 10:00-5:00 on weekends. Fee: members/free; non-members/\$2. 1270 Vale Terrace Drive, Vista. Info: www.avgardens.org or (760) 945-3954.

SAN DIEGO BOTANIC GARDEN (formerly QUAIL BOTANICAL GARDENS): Open daily 9-5 (closed Thanksgiving, Christmas, New Year’s Day); 230 Quail Gardens Dr., Encinitas. Fee: \$12/adults, \$8/seniors, \$6/kids; parking \$2. Free to members and on the first Tuesday of every month. (760) 436-3036; www.SDBGarden.org.

THE WATER CONSERVATION GARDEN: Open 9-4 daily, FREE. Docent-led tours every Saturday at 10:00am. 12122 Cuyamaca College Drive West, El Cajon, (619) 660-0614 or www.thegarden.org.

MISSION TRAILS REGIONAL PARK: Guided hikes Wed., Sat. & Sun. Visitor Center open 9-5, off Mission Gorge Rd., San Carlos, (858) 668-3275.

MASTER GARDENER HOTLINE: Gardening questions answered by trained volunteers Mon.-Fri., 9-3, (858) 822-6910, www.mastergardenerssandiego.org.

SAN ELIJO LAGOON CONSERVANCY: Free 90-minute public nature walk 2nd Saturday of each month start at 9:00 am. Call (760) 436-3944 for details.

DESERT WILDFLOWER HOTLINE: Anza-Borrego Desert State Park: (760) 767-4684. For information, events, road conditions, etc. call (760) 767-5311 or visit <http://desertusa.com/wildflo/wildupdates.html>.

WILDFLOWER HOTLINE: March to May call the Theodore Payne Foundation hotline: (818) 768-3533 for info. on blooms in Southern California and elsewhere; visit <http://theodorepayne.org>.

BALBOA PARK:

Offshoot Tours: FREE 1-hr walking tour in Balboa Park every Sat., 10am. Meet at Visitors Center; canceled if rain or less than 4 people. (619) 235-1122.

Botanical Building is one of the world’s largest lath structures, with 1200+ plants and lavish seasonal displays. FREE. Open Friday–Wednesday, 10am to 4pm.

Botanical Library: Room 105, Casa del Prado, Mon.-Fri. and first Sat., 10am-3pm, FREE. Info: (619) 232-5762.

Japanese Friendship Garden: Tues. to Sun., 10-4. Fees: free 3rd Tuesday; \$5/family; \$2/adult, \$1/seniors/students; (619) 232-2721, www.niwa.org

Canyoneer Walks: FREE guided nature walks Saturday & Sunday. (619) 232-3821 X203 or www.sdnhm.org

Balboa Park Ranger Tours: FREE guided tours of architecture/horticulture, Tuesdays & Sundays, 1pm, from Visitors Center. Info: (619) 235-1122.

San Diego Natural History Museum: Exhibits, classes, lectures, etc. (619) 232-3821; www.sdnhm.org

S.D. Zoo: Garden day 3rd Friday of every month from 10am. Pick up schedule at entry. Info: (619) 231-1515, ext 4306; www.sandiegozoo.org.

Garden TV and Radio Shows:

Garden Compass Radio Show (local). Saturday 9–10am. XEPE 1700AM radio, hosts Bruce and Sharon Asakawa, John Bagnasco. Call-in questions: (619) 570-1360 or (800) 660-4769.

GardenLife Radio Show (national). Saturday 8-9am and Sunday 8–10am. KCEO 1000AM radio, hosts Bruce and Sharon Asakawa, John Bagnasco. Call-in questions: 866-606-TALK. Hear it streaming live on lifestyletalkradio.com. GardenLife shows are also archived at lifestyletalkradio.com.

SAN DIEGO HORTICULTURAL SOCIETY

Established September 1994

BOARD MEMBERS

Cindy Benoit – Member at Large

Patty Berg – Volunteer Coordinator

Jeff Biletnikoff – Meeting Room Coordinator

Jim Bishop – President

B.J. Boland – Corresponding Secretary

Julian Duval – San Diego Botanic Garden
Representative

Julie Hasl – Membership Chair

Bill Homyak – Member at Large

Mary James – Program Committee Chair

Dannie McLaughlin – Tour Coordinator

Princess Norman – Secretary

Susanna Pagan – Public Relations
Coordinator

Sam Seat – Treasurer

Susi Torre-Bueno – Newsletter Editor,
Past President

**Let's Talk Plants!, the SDHS
newsletter, is published the fourth
Monday of every month.**

Editor/Advertising: Susi Torre-Bueno;
(760) 295-2173; newsletter@sdhort.org

Calendar: Send details by the 10th of the month
before event to calendar@sdhort.org.

Copyright ©2013 San Diego Horticultural Society,
Encinitas, CA. All rights reserved.
Not to be reproduced by any means for any purpose
without prior written permission.

☛New Email? New Street Address?

Please send all changes (so you will continue to receive the newsletter and important notices) to membership@sdhort.org or SDHS, Attn: Membership, PO Box 231869, Encinitas, CA 92023-1869. We **NEVER** share your email or address with anyone!

BECOME A SPONSOR!

Do you own a garden-related business?

SDHS sponsorships have high recognition and valuable benefits, including a link to your website, discounts on memberships for your employees, and free admission to SDHS events. This is a wonderful way to show your support for the SDHS. Sponsors help pay for our monthly meetings, annual college scholarships, and other important programs. Sponsorships start at just \$100/year; contact Jim Bishop at sponsor@sdhort.org. Sponsors are listed on page 10; those with ads in the newsletter have the words SDHS Sponsor above their ads. We thank them for their extra support!

2014 SPRING GARDEN TOUR: SHARING EXCEPTIONAL NORTH COUNTY GARDENS

By Dannie McLaughlin

Remember how much you enjoyed the garden tours you've been on? How fascinating it was to see the ways other people used perennials and pathways, succulents and stones, color and texture and art in their gardens? Now *you* have the chance to show off YOUR garden – and let your hard work and creativity really shine. And for a very good cause, too!

Currently we're seeking gardens in North County – Carlsbad, Olivenhain, Encinitas and Rancho Santa Fe. You don't need to have an estate garden to be on

our tour – we're looking for a variety of gardens that will appeal to a variety of tour goers: cottage gardens, veggie gardens, succulent gardens, Zen gardens... even orchards. Sharing your garden with others is part of the great tradition of nurturing and caring that gardeners have in common. Just as you've enjoyed other people's gardens, so will they delight in yours!

Garden Designers: The beautiful gardens you have designed can be an inspiring part of this tour. This is a wonderful opportunity to show off your creativity and to market yourself and your skills at the same time.

The Spring Garden Tour is our biggest fundraiser of the year, and proceeds go towards funding college scholarships for local horticulture students, as well as for our programs that promote the enjoyment and knowledge of horticulture in the San Diego area. Your beautiful garden can help us reach our goals by being an inspiring part of this Tour. Best of all, our volunteers will take care of all the mundane things on tour day, freeing you to do the fun part: talking to visitors about your garden.

Please contact our tour coordinator (that's me, Dannie McLaughlin!) at dr.dannie@roadrunner.com. Let me explain how easy it is to share your garden with others, and how we'll make tour day a joyful and rewarding experience for you.

Tour planning and organization is already underway, and you'll enjoy being part of this very exciting activity. What a delightful way to see some marvelous gardens! Volunteer ASAP to help with: garden selection and photography, event logistics, tour publicity, organizing musicians and artists, signage and map preparation, plant ID, ticket sales strategy, etc. The time commitment is varied and some tasks involve just a few phone calls, while others will keep your organizational skills well-honed. No matter your talents – WE NEED YOUR HELP! Contact Patty Berg for more details at pattyberg@gmail.com. ☛



The stunning Matthys succulent garden was on our 2013 tour.

Linda Bresler

IMPORTANT MEMBER INFORMATION

Board Opening: Garden Tour Assistant

Do you like gardens and have good organizational skills? We are looking for someone to work with existing Garden Tour Chair, Dannie McLaughlin, to help organize the 2014 Spring Garden Tour. You would work with Dannie in 2014 and become the Garden Tour Chair in 2015. Some of the tasks are: identify the tour area; schedule the tour date; find and review tour gardens; and work with homeowners, sponsor(s), and vendors. You would work with and supervise other volunteers that staff the gardens, create publicity materials, and sell tickets. Requires familiarity with email. Contact Jim Bishop at president@sdhort.org.

Need Plant Experts at Meetings

We are looking for members who are plant experts to answer questions at the Plant Display table at our meetings. We don't expect you to know everything about every plant – maybe you know a lot about roses, or sell perennials, or perhaps you can share your knowledge of low-water plants with other members? To volunteer please contact Susanna Pagan at 858-342-8667 or susannapagan@gmail.com. ☛



TO LEARN MORE...

The Drunken Botanist

By Ava Torre-Bueno

Booze comes from plants; something to celebrate, or to bemoan, since not everyone handles alcohol well. But here's how plants turn into drinks in San Diego.

Beer is generally made from hops, and with a little work, hops grows here in San Diego:

www.sdedible.org/hops.html

There are a LOT of beer breweries in San Diego!

www.sandiegoreader.com/places/breweries/all

We definitely grow grapes here, and there are wineries to prove it! www.utsandiego.com/news/2012/Aug/29/winery-guide-san-diego-county-uncorked

There are even a couple of micro-distilleries in San Diego:

<http://microdistillerymap.com/CA/San-Diego/Ballast-Point-Spirits/435.html>

<http://microdistillerymap.com/CA/San-Diego/Kill-Devil-Spirit-Co/629.html>

Always have a designated driver with you when you go to check out these breweries, wineries and distilleries:

http://en.wikipedia.org/wiki/Designated_driver

And if you're getting yourself in trouble with plant-based drinks, check out Smart Recovery:

www.smartrecovery.org/

Member Ava Torre-Bueno is a psychotherapist in private practice and the organizer of Gardeners 4 Peace. This group of volunteers is helping to create a peaceful, organic, permaculture garden at the San Diego Friends Center. To learn more visit www.sandiegofriendscenter.org/volunteers.htm. 🌿

COORDINATE FREE WORKSHOPS



Our free monthly workshops have been a big hit, and we're looking for a member to take over as head of the 6-person committee that organizes them. As coordinator, you'll work with the committee members to schedule workshops and enter the details into our website, etc. This should only take a few hours a month. To discuss the details of this fun task, please contact Susi Torre-Bueno at (760) 295-2173.

Fruit tree pruning workshop taught by Patty Berg



FROM THE BOARD

By Jim Bishop

Our first ever **Holiday Marketplace** on November 11th was a huge success, with over 650 people in attendance. Thank you to the nearly 300 members and over 200 non-members who attended. A special thanks to the 64 exhibitors who made it all possible. There was a nice mix of non-profit groups, schools, authors, plant sales, mini-demonstrations, and crafts. It was great to see so many enthusiastic horticulturists all in one place. There were 39 volunteers who did everything from guest and exhibitor check in to unloading vehicles. See page 6 for more information about volunteers. The Del Mar Fairgrounds did a great job setting up the exhibitor spaces and quickly turning over the room. The last horse race finishing just after 4:30 and a third of the room was cleaned, rearranged and set up by exhibitors in under an hour.

Extra special thanks to the great teamwork of the Marketplace Committee who helped make it all possible. Here's just some of what the committee members were responsible for: Patty Berg – volunteer recruiting and scheduling; Jeff Biletznikoff – vendor setup; Mary James – event organizer and media outreach; Dannie McLaughlin – food and beverages, gift plant giveaways; Susan Morse – exhibitor registration and space assignments; Susanna Pagan – graphics and publicity; Susi Torre-Bueno – mini-demo coordinator; newsletter publicity and articles, signage; Sam Seat – finances, event day coordinator.

Balboa Park Centennial

2014 will be a year of preparation for the Balboa Park 2015 Centennial Celebration, and the San Diego Horticultural Society will be a part of it. While we are in the process of working out the specifics of our involvement, we have been asked by the *Friends of Balboa Park* to take on



the pilot project of restoring the gardens adjacent to the lily pond in front of the Botanical Building (shown here in this 1916 photo of La Laguna da las Flores). The theme for the gardens will be "What would Kate do?" As you may know, a century ago Kate Sessions was responsible for landscaping many parts of Balboa Park, as well as numerous public and private places in San Diego. Her influence in introducing many new and climate-appropriate plants to Southern California is still felt today. A lot of new and wonderful plants have continued to be introduced to our area in the past 100 years, and Kate would have been one of the first to use them in gardens.

You can help us continue the legacy by making a financial contribution to fund the revitalization of this highly viable and iconic area of Balboa Park. Our goal is to raise \$10,000 in donations. Please consider a year-end tax-deductible donation. Visit our website, www.sdhort.org, for information about making an online donation or instructions for contributing by mail. Large donations are encouraged, but every donation helps us reach our goal. Beginning in 2014, when you register for an event online or renew your membership, you will have an opportunity to make a contribution to this project. You can also make a cash or check donation at any meeting or SDHS event. Balboa Park helped put San Diego on the map as a destination and has created a rich horticulture heritage. Let's keep it going for another hundred years! 🌿

William Hertrich

By Joan Herskowitz

William Hertrich (1878-1966) was landscape supervisor and ranch manager of the 600-acre San Marino Ranch in the California San Gabriel Valley, purchased by railroad magnate Henry E. Huntington. Over a period of 45 years, Hertrich was instrumental in transforming the ranch into what would become the pre-eminent Huntington Botanical Gardens. Hertrich was born in Baden, Germany, and was trained as a landscape gardener. He emigrated to the U.S., and in 1904, at the age of 26, was hired to manage the grounds of the new Huntington estate. He is shown here in a 1910 Photo courtesy of The Huntington Library, Art Collections, and Botanical Gardens.



© The Huntington

Hertrich excelled at ranch management and showed inventiveness in his plans for landscaping the ranch. Huntington loved gardens and had strong opinions that Hertrich was able to anticipate and accommodate. However, Hertrich was given great leeway and started by installing a plant nursery and irrigation system, after which he began experimenting with imported species. Huntington found a competitive outlet in the world of plant specimen collecting, which was at its peak between 1900 and 1930, and he sponsored Hertrich's botanical collecting expeditions to North, Central and South America. Hertrich's first landscaping project was installation of lily ponds (with heated lining to extend the bloom period); the rose garden and palm garden came next, and then the other specialty gardens followed. There are now more than twelve principal garden areas.

One of the most dazzling of the specialty gardens that Hertrich created, and the most botanically significant, is the Desert Garden, which has become one of the world's largest and oldest collections of cacti and succulents. According to Hertrich's memoirs, Huntington loved native oaks but disliked cacti due to a bad experience in the Arizona desert. However, Hertrich had a special interest in cacti and was persistent in getting permission to develop a cactus garden on a barren hillside. Hertrich began assembling a wide range of xerophytic species, some from as far away as Madagascar and South Africa, and created an aesthetic and diverse desert garden that became a source of great pride to Huntington.

Hertrich also set up growing facilities for seeds acquired from around the world. The most significant feature of the Desert Garden, the rockery lining the main pathway, was Hertrich's design installed in the 1930s, using five carloads of lava rock and planted with low growing *Mammillaria* and golden barrel cactus against a backdrop of towering *Cephalocereus* and palo verde.

Although Hertrich retired in 1948, he continued in an advisory capacity until his death in 1966. Today, the Desert Garden occupies 11 acres and supports 50,000 plants and 4,000 different species. Although gardens are always evolving, many of Hertrich's design features and plantings are still in place in this spectacular garden. During his tenure, Hertrich authored several publications on plants in the collection and a number of plant species and cultivars have been named in his honor, including *Camellia reticulata* 'William Hertrich'.

Member Joan Herskowitz worked as a Biologist for many years, including time spent on staff at the County of San Diego Department of Planning and Land Use. Now retired, she is a docent at the San Elijo Lagoon and at San Diego Botanic Garden. She's been co-writing this column since 2009, and this is her last regular contribution. Thanks, Joan, for all your fine work! 🌿



BOOK REVIEW

Reviewed by Caroline McCullagh

Garden Your Way to Health and Fitness

By Bunny Guinness and Jacqueline Knox

I've never understood the idea of paying someone so that you could exercise, and here are a couple of authors who agree with me. Bunny Guinness is a garden designer and landscape architect. Jacqueline Knox is a physiotherapist. Together, they have created a book well worth reading. The subtitle of the book tells us that they're offering exercise plans and information on injury prevention and ergonomic design. Their basic idea is that garden work, when done properly, can be your daily workout, and you don't have to pay for a gym.

The six chapters included are Elements of Garden Fitness, Using Your Outdoor Gym, Safer Gardening: Tools and Techniques, Design Ideas for a Healthy Lifestyle, Health and Fitness in the Ornamental Garden, and Health and Fitness in the Productive Garden.

Knox uses the principles of Pilates as the basis for balancing the body before gardening to minimize the possibility of injury. For those of us who have come in from a day of gardening so stiff we almost couldn't make it to our loungers, these are much needed. She also provides suggestions for warming up cold muscles and a complete array of stretches to relieve post-gardening pain and fatigue.

The book also includes a plan for a mini parcourse, or exercise trail, that is simple to build and attractive. It would probably fit in the smallest backyard.

Each exercise is accompanied by clear instructions and photograph that show the form you want to achieve.


All the photos are taken on bright sunny days. The two authors are English. They are strangely silent on what to do when the garden is too wet for exercise, but they do recommend that you buy some Wellies. (Admit it. Haven't you always craved some?) They list two places in the United States where you can buy your Wellington boots. The appendix also includes places to buy ergonomic garden tools, clothing and accessories, and exercise equipment.

After we're totally oriented to exercise, the authors tackle principles of garden design that will optimize your ability to integrate exercise into your routine.

Although the authors encourage us to do our workout in the garden, anyone without a garden would find this useful as a good general guide to exercise, and it might lead them into gardening. I recommend it.

Garden Your Way to Health and Fitness (ISBN -13: 978-0-88192-881-5) is paperbound, 216 pages. It's \$19.95 from Timber Press (www.timberpress.com), or from your bookseller. It's not too late to get it for someone you're fond of.

I encourage you to patronize your local independent bookseller for your holiday shopping. I know I harp on this, but if we don't patronize them, we may lose them. And don't be one of those awful people who shops in the store, then goes home and orders on the Internet. 🌿





TREES, PLEASE

When did you plant your tree? Solar Shade Control Act

By Robin Rivet

Okay, good for you. You compost, recycle, and have a stash of reusable cloth bags, which you diligently carry when you shop. Vegetables and fruits grow in your garden, you installed energy-saving LED lights, converted your sprinklers to drip, and even your toilet has two flushes. Your wall insulation is top-rated, with no gaps from drafty doors and windows, plus you drive an all-electric car powered by solar voltaic (PV) panels up on your roof. This is the new American way, right? But, is there a flaw in this scenario that you did not consider?



Bio-mimicry of a Tree for solar collection

I happen to think so, especially when it comes to where urban trees fall. And I mean fall down. The Solar Shade Control Act of 1978 (first link below) was written to protect trees. The law was intended to encourage the planting of trees and shrubs to create shade and moderate temperature, as well as to support the use of alternative energy devices such as solar energy collectors. However, since its inception, there have been several lawsuits, and the ramifications of this seemingly benevolent legislation still trigger more questions than they answer.

So what does it say? According to the California Public Resources Code Section 25980-25986: Under this law, property owners are prohibited from allowing their trees or shrubs to shade more than 10% of a neighbor's solar energy system between the hours of 10am and 2pm. However, the wording was amended in 2008 to clarify this: Any tree or shrub planted before the installation of the solar collector is exempt. If a pre-existing tree dies, its replacement is also exempt, even if the replacement is planted after the solar collector's installation. The law also exempts trees and shrubs planted on timberland or commercial agricultural land.

Why is this important? Basically, a large shade tree can save up to 30% on your energy bill, before you ever install solar. Cutting down trees so that a house receives better solar radiation is not always wise. In fact, the statistics suggest that only about 25% of residential homes are good candidates for home PV, for a variety of reasons. The bottom line is not to consent to an unwary contractor/salesman who suggests that tree removals are a good solution when considering whether or where to install PV.

This dilemma gets especially thorny when discussing neighbor law or the inherent value of increasing urban tree canopy, for a myriad of other environmental reasons. Solar power is a valuable renewable resource of clean energy, but installations should occur where urban trees cannot grow. Trees also clean the air, reduce storm water runoff and sequester carbon. Bio-mimicry science even copies tree branching structure, because it is such an efficient solar-collector, so plant a tree

Continued on page 18




TOUR GARDENS OF THE CALIFORNIA WINE COUNTRY WITH THE SDHS

It's that time again – sign up now for our bi-annual out-of-town garden tour. Join the San Diego Horticultural Society on a four-day tour of public and private gardens and wineries in world-famous Sonoma County. This tour is limited to 35 people, and is sure to be a big hit. Here's the current itinerary:

Sunday, May 4: Meet this evening for a welcome dinner with wine at the Santa Rosa Hyatt Hotel, our home for four nights.

Monday, May 5: After breakfast depart for Sebastopol and Hoghill, the garden of Mary and Lewis Reed. One of the finest in Sonoma County, the garden offers expansive views to the surrounding forests and valleys. We next see the Asian-inspired garden of Ann Hatch and Paul Discoe before continuing to the private garden of Carol Brant, featuring a diverse and unusual assortment of plants. Next it's Western Hills Garden, under new ownership the garden is undergoing a true renaissance. Enjoy the garden once described by the *New York Times* as the "Tiffany of plants." The hummingbirds are back as are ducks, turtles, fish, and an occasional heron in the big pond. Enjoy a boxed lunch in the garden before a private guided tour. Next stop is the Healdsburg Nursery, carrying a wide array of bedding plants, bulbs, seeds, ornamentals, perennials, fruits and vegetables plus a nice selection of gifts. We then continue to Healdsburg, where we can explore unique boutiques, independent bookstores and so much more. Stop in at Williamson Winery, offering complimentary tastings of exceptional wines paired with tiny bites of what they call "fridge food." You'll have plenty of time for an early dinner on your own at one of the many restaurants around the square before returning to the Hyatt.



Tuesday, May 6: After breakfast, we visit the garden of Sara Malone, surrounding her home on a private horse ranch, with an emphasis on foliage, bark, and form. After another private garden, we arrive in lovely Petaluma. Enjoy lunch on your own in one of the many bistros downtown or along the revitalized riverfront. Next, visit the eclectic Cottage Garden Nursery, offering a large selection of grasses, succulents and more. More private garden visits before arriving back at the hotel.

Wednesday, May 7: After breakfast, we head for Quarryhill Botanical Garden, one of the best Asian botanical gardens in the world. With 25 acres of mature, flowering trees and shrubs, including magnolias, dogwoods, maples, birches, roses, lilies and rhododendrons, the garden is laced with paths and hidden places to sit and relax while surrounded by ponds, waterfalls, and lovely vistas. Next stop is Cline Cellars for a picnic lunch amid the gardens. Thousands of rose bushes line the drive to the winery's 1850s farmhouse tasting room. After lunch we'll

Continued on page 18



GOING WILD WITH NATIVES

Rock On

By Pat Pawlowski

How can anyone not be in love with rocks?

The land I live on is laced with them: big boulders and smaller ones, together with stones, pebbles and gravel. Actually, a little clarification is needed here; the dictionary says that a boulder is a large rock worn by weather and water. Rock is a large mass of stone. Stone is the hard, solid, nonmetallic mineral matter of which rock is composed. Got that?

Anyway, I love my rocks, and so do my plants, especially the natives.

Think about this: if you are a plant, you might want something to keep your roots cool during a blazingly hot summer day. Conversely, during cold weather, you might appreciate a little warmth and shelter when those cold winter winds come along. Valerie Phillips of Las Pilitas Nursery says that rocks are a plant's best friend.

And, gardeners, you too will love rocks for many reasons.

#1 - The plants are happier, and may actually stay alive.

#2 - Imagine something like a blooming California Fuchsia, or an Arroyo Lupine, or a Bush Monkeyflower situated in front of a nice-size boulder; the beauty of the flowers will be intensified by the rock, a perfect foil for the plant. Succulents, especially those with highly colored foliage, look wonderful with rocks.

#3 - Rocks of all sizes make great groundcovers. Pathways can consist of pea gravel. A huge boulder can be a focal point in the yard. You can do lots of interesting things with rocks.

#4 - Butterflies love to warm up in the morning by basking on rocks.

#5 - You don't have to water rocks, or prune them, or fertilize them, or worry over them. Actually, they'll always be there, even when you won't.

#6 - They'll save you money in the long run. True, if your yard is not naturally blessed with rocks, you will have to buy some from a stone yard. But wait until you visit one – you won't believe the incredible variety of gorgeously colored rock of all sizes! Initially, you might have to shell out some greenbacks to buy your rock, and maybe even pay to have it placed in the yard, but it will be worth it (see reason #5).

And now is a great time to plant those rocks. Be sure to bury a portion of the rock into the ground, so it looks like it belongs there, and has not been dropped accidentally by a pterodactyl or something.

Rocks are, indeed, the most reliable part of your landscape, and will stick with you through thick and thin. It pays to be kind to them. People say that it's good to talk to your plants; in that same vein, perhaps your boulders and such might appreciate some music. You might offer them Rock (the Stones, perhaps?)

Truly, rocks will make your yard a more beautiful place.

Rocks rock.



Member Pat Pawlowski is a writer/lecturer/garden consultant who loves the movie *Rocky*. We thank Greg Rubin of California's Own Native Landscape Design for permission to use these images (www.calown.com). 🌿



VOLUNTEER SPOTLIGHT

Fabulous Helpers for Holiday Marketplace

By Patty Berg, Volunteer Coordinator

To see our usual meeting place transformed into the delightful Holiday Marketplace was nothing short of amazing. The dozens of members who volunteered to make it happen deserve special recognition, so this month's column is dedicated to all of them. As the many months of planning started to manifest that afternoon and evening, wave after wave of volunteers arrived to do their part. Before long, the mingling, shopping and learning were in full swing.

Although **President Jim Bishop** has already thanked the committee members (on page 3), it bears repeating. To a person, they did a stellar job putting the event wheels in motion.

At the vendor check-in station, **Carol Lane** and **Anne Murphy** managed to quickly process more than 60 vendors and authors. They were ably assisted by **Scott Borden**, **Pat & Donna Tierney**, **Susan Oddo**, **Robin Rowland**, and **Cassidy Rowland**. This team of cat-herders was exceptional, as they managed to keep smiling through the controlled chaos.

Cielo Foth and **Pat Venolia** were brilliant in keeping the demos moving along, while **Gabrielle & Tina Ivany** cheerfully staffed the holding tables where shoppers could stash their purchases until they

were ready to depart. Also assisting there were **Ellie Knight** and **Chris & Bob Sangster**.

The A-Team team at the check-in desk included **Abby Esty**, **Kathy Esty**, **Cheryl Lindberg**, **Jeanne Meadow**, **Eva Raines**, **Mara Woods**, **Cindy Stewart** and **Paula Verstraete**. **Nancy Woodard** coordinated the check-in operation, which went swimmingly by all accounts.

Greeting the Marketplace visitors was **Princess Norman**, along with **Bryan Diaz**. At the SDHS table **Lorie Johansen**, **Jane Morton**, **Bj Boland** and **Julie Hasl** signed up new members and sold our wonderful new greeting cards. And, as always, **Evey Torre-Bueno** handled sales of our Tree Book along with SDHS nametags. The ever-versatile **Terri Seat** was drafted to be a roving problem-solver for the evening, a job she handled with great skill. And, finally, very special thanks go out to **Susan Oddo**, **Jeff Biletznikoff**, **Lorie Johansen** and **Susi Torre-Bueno** for propagating, labeling and transporting 350 fantastic plants that were given away to Marketplace attendees. 🌿

Lorie Johansen (left) and Bj Boland (right) at the SDHS table.



Susanna Pagan




Purchase SDHS Note Cards at the December meeting

In September we had a photo contest for striking images to be used on a set of note cards for the Society's correspondence needs and also for sale. We received over 100 lovely photos of San Diego plants and gardens, and, with much effort, selected 10 outstanding images.

Our thanks to all the entrants. The winners are: Neal King, Carol Lane, Linda Lawley, Peter Muzzy Crosby (photo above), Barbara Raub, Robin Rushmore, Sam L. Seat, Robin Shifflet, and Pat Venolia.

The photos used range from succulents to seeds to garden vistas. These beautiful note cards are blank inside, making them perfect for gift giving, thank you cards, holiday greeting cards, birthday cards, or any special occasion (or you can frame them). In fact, they're so lovely that using them will make any message special. Our corresponding secretary, BJ Boland, came up with this terrific idea, and we thank her so much. View all the entries at www.sdhort.org/PhotoContest.

**You may purchase sets of 10 cards
(for \$10/set) at any regular meeting.**



Neal King



Pat Venolia



Linda Lawley

GRANTS FOR AGRICULTURAL ADVANCEMENT

SHuR FARMS® Frost Protection

Division of Recovery P.T. Inc.

Apply by December 31, 2013

Shur Farms, in Colton, California, is interested in funding projects or research essential to promoting agricultural awareness and building a stronger sense of community. Criteria for the projects are that they be related to improving the environment, agricultural sustainability, or will provide a benefit to the community, such as projects benefitting youth and underprivileged children. The project aims to stimulate the advancement of agriculture in California to promote sustainability and positive environmental practices. Grants will range from \$100 to \$500. Grant applications received prior to Dec. 31, 2013 will be funded by Jan. 31, 2014, in time for the 2014 spring growing season.

For 20 years Shur Farms has worked with growers to provide sustainable and effective frost protection. Shur Farms designed and installed the first North American cold air drainage system in the late 1990s and began manufacturing and marketing the Cold Air Drain® in 2001. Since then, they have installed thousands of units protecting trees and vines, making Shur Farms the leader in cold air removal. Sustainability has always been the goal.

To get a copy of their 1-page grant application contact Mary at 877-842-9688 or mary@shurfarms.com. Their website is www.shurfarms.com.

Cymbidium Orchid Sale

**Saturday
January 18, 2014**




1- and 2-gallon potted Cymbidiums

Well known orchid collector, show official, breeder, and grower is retiring and selling some classic and awarded plants, including best of show divisions.

2604 Ridgeway Drive, National City, 91950
(1/2 block east of Euclid Ave. on Ridgeway Dr.)

Call Charley Fouquette (cell-619-921-1455)
for more information



NEW 'eGUIDE' INSPIRES WATERSMART LIVING WITH TIPS AND TOOLS

San Diego County residents now have a go-to resource for indoor and outdoor water-use efficiency available to take wherever they go.

The San Diego County Water Authority's new "eGuide to a WaterSmart Lifestyle" (see ad on inside front cover) empowers homeowners to make water-efficient choices in their homes and gardens. The mobile, interactive guide is designed to help navigate homeowners around the obstacles that often pop up when transforming ideas and inspirations into reality.

The free, 140-page digital flipbook celebrates San Diego County's Mediterranean climate, along with its active, high-tech lifestyle. Loaded with interactive features, the flipbook allows users to share ideas on Facebook, electronically "pin" plant and garden photos for their followers, watch videos, and scroll through a library of eye-popping images. The online magazine includes plant finders, interactive maps, animated graphics, home and garden calculators, landscape design tools, and details about rebates and incentives. Each subject is fully linked to online resources, allowing users to quickly access additional information.

The "eGuide to a WaterSmart Lifestyle" covers an array of topics, including landscape design, water-efficient plants, outdoor rooms, finding and fixing leaks, healthy soil, smart buys on plumbing features, landscape maintenance and drought survival for gardens. It offers everything from design ideas for creating themed planting zones to strategies for using "graywater" at homes and irrigating efficiently. Features will be added regularly to reflect innovations and other developments.

The digital magazine was designed for use on tablets as well as conventional computers so users can access it wherever they go – shopping, touring demonstration gardens, or just relaxing at local coffeehouses. It can be viewed at www.watersmartsd.org/residential-guide. It is one of many tools and resources featured at www.WaterSmartsd.org, the Water Authority's conservation-themed website.

Everyone who subscribes to receive updates about new "eGuide" features and related events **by November 30** will be entered into a drawing for a rain barrel valued at more than \$150. Flipbook readers can register using the pop-up box when they open the "eGuide," or they can sign up anytime by clicking the blue "subscribe" tab on the right side of each page.

Partial funding for the flipbook was provided by the Hans and Margaret Doe Charitable Trust. Nearly 50 specialists in plumbing, irrigation, gardening and other topics contributed their expertise to the project. ☞



ADVANCED BOTANICAL SKILLS WORKSHOP DECEMBER 17 AT THE SAN DIEGO BOTANICAL GARDEN

- Why do scientific names of plants change?
- What are the best resources for accurate tree names?
- What is the best way to identify an unknown plant?
- What is the best way to maintain an accurate, up-to-date plant list?

Learn the answers to these questions and other best practices for understanding tree identification and taxonomy. Be efficient, accurate, and on the cutting edge! Come learn plant taxonomy, tree morphology, and how to use the best resources to accurately identify plants and maintain up-to-date lists. This workshop is part classroom instruction and part outdoor field activities in a world-class collection of plants. Come learn the botanical skills essential for any practicing arborist, urban forester, consultant, nurseryman, city planner, or landscape architect.

The workshop (\$120 fee) includes:

- Classroom and field instruction
- ISA Continuing Education Units (6)
- Botanical Skills reference packet
- Illustrated tree identification packet
- Post workshop online identification and reference tools
- Catered light breakfast and heavy lunch

Register online at www.baobabbotanical.com or email Matt Ritter at mritter@calpoly.edu.

Workshop Instructor Dr. Matt Ritter spoke to SDHS in 2012 about "A Californian's Guide to the Trees Among Us." He has a BS in microbiology and a Ph.D. in plant biology. He has authored numerous scientific papers and botanical treatments, including the second edition of the Jepson Manual, the Flora of North America Project, a natural history guide to San Luis Obispo plants, and a book on cultivated trees in California. He is a botany professor in the Biology Department at Cal Poly, SLO, Director of the Cal Poly Plant Conservatory, Chair of the City of San Luis Obispo Tree Committee, and editor-in-chief of *Madroño*, the journal of the California Botanical Society. In 2011 he won the R.W. Harris Excellence in Education Award from the Western Chapter of the International Society of Arboriculture. ☞



25% DISCOUNT FOR MEMBERS! AT 5 DIFFERENT LOCATIONS

Thanks to our newest sponsor, members will receive a 25% discount at all five locations of San Diego Hydroponics & Organics (www.sdhydroponics.com)! In addition to a vast array of hydroponic supplies, they have many items of interest to folks who garden in the dirt – pruners, propagating supplies, fertilizer, etc.

Just show your SDHS membership card when you shop there, or tell them you're a member. We thank them for this very generous support.



MY LIFE WITH PLANTS

By Jim Bishop

This is a continuing series of articles that chronicle Jim Bishop's experiences with plants and the effect they have had on his life.

Nothing but Dirt

Inspired by Butchart Gardens in British Columbia, in the fall of 1984 I started planning to landscape the backyard of my house. It had 2 existing trees: a *Ficus microcarpa* that had been trimmed into a lollypop, and a 15-gallon potted Monterey Pine left by the previous owner – probably a live Christmas tree. I planted the pine in the corner where 2 slopes met and it was here that I learned that my hill was mostly caliche (a hardened deposit of calcium carbonate). The neighborhood was on a steep hill, where the developer had cut into the hillside to create pads for the houses, with steep slopes between the lots. This exposed the dense concrete-like subsoil that must have at one time been under the ocean. It took a pickaxe, a breaker bar, and a lot of time to dig even a very small hole. So, I knew one of the first things I needed to do if I was going to create a garden was amend the soil.

Besides the 2 trees, there was a 20-foot high back and side slope between my lot and neighbors on two sides. It was square cut in a very uninteresting way. The rest of the yard was a rectangular Bermuda grass lawn, with several rectangular pads of concrete up against the house. The back of the house faced west, and the concrete absorbed heat during the day and reflected it back into the house, making it very hot on a sunny day. So, my next priority was to create some sort of shade cover off the dining room and also block the view directly into the house of the neighbor above.

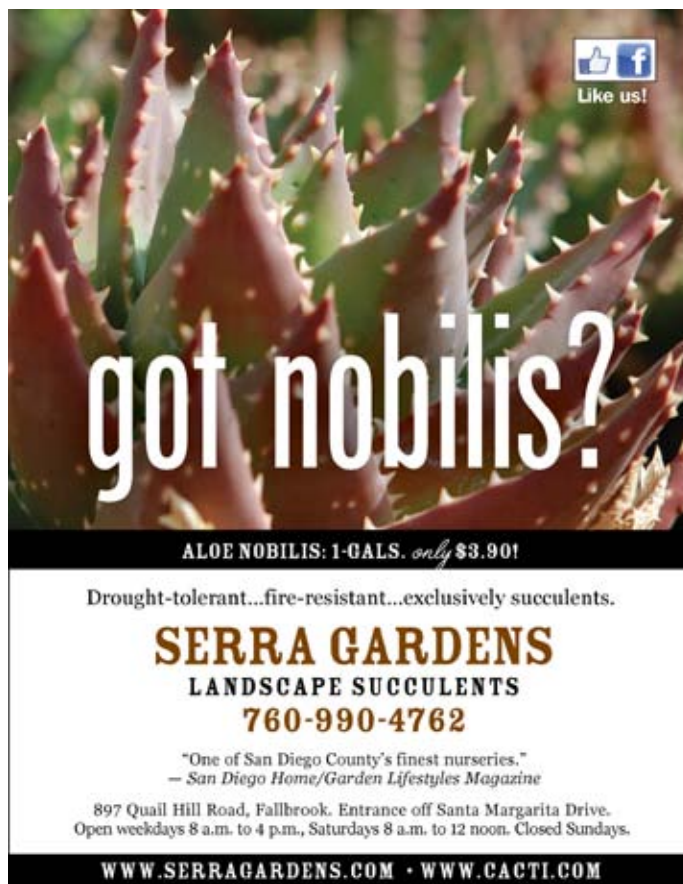
I decided the best way to create a more aesthetically pleasing backyard was to cut into the base of hill and create large raised beds, and to add curves to the edge of the existing rectangular lawn.

I took several days off work and had a truckload of railroad ties in various lengths delivered to use in terracing the hill. I also had redwood delivered to create a shade cover over the existing patio. I rented two dumpsters for the lawn and iceplant to be removed. The yard looked so barren. I surely would never fill both the dumpsters. However, I was very surprised when I cut into the Disney iceplant

to find out it was over a foot thick. I sliced it in into long sheets and rolled them into bails the size of a trash can. I quickly filled a dumpster. The Bermuda grass proved to be more of a struggle to remove. I dug down to the unimproved soil and removed it as best I could. However, the soil was very difficult to cut into and I ended up removing more dirt than I planned. I quickly filled the second dumpster. Even though there were instructions not to fill the dumpsters to the top, I climbed on top and



▼SDHS SPONSOR



Like us!

got nobilis?

ALOE NOBILIS: 1-GALS. only \$3.90!

Drought-tolerant...fire-resistant...exclusively succulents.

SERRA GARDENS
LANDSCAPE SUCCULENTS
760-990-4762

"One of San Diego County's finest nurseries."
— San Diego Home/Garden Lifestyles Magazine

897 Quail Hill Road, Fallbrook. Entrance off Santa Margarita Drive.
Open weekdays 8 a.m. to 4 p.m., Saturdays 8 a.m. to 12 noon. Closed Sundays.

WWW.SERRAGARDENS.COM • WWW.CACTI.COM

compacted everything as much as possible and continued to add more sod and iceplant. When they came to pick up the dumpsters, the heavysset driver was surprised at the weight when he tried to rotate a dumpster and it started rolling downhill and almost knocked him down. He was able to get a block under the wheels to stop it. Next, he connected it to the truck, but when he tried to hoist it up, the truck started to overturn. He disconnected it and drove away. I thought "Uh oh, what if he makes me remove all of that sod from the dumpster?" But he came back, repositioned his truck and extended stabilizers from the sides of the truck to keep it from tipping. With much groaning and creaking, the two dumpsters were hoisted onto the truck and hauled away.

Back to the landscape... I cut trenches into the hillside to place the railroad ties. Shorter ones were placed upright in curves and full-sized ones were stacked to create low retaining walls. Some were much heavier than others, and I had to come up with creative ways to drag them to the backyard from the driveway and get them up the hill. On the side slope next to the kitchen, I created a long raised vegetable garden. At the end near the garage I upended railroad ties to create a large box structure that would become the mulch pile.

I bought peeler logs (these were the cores of trees that were left over after making plywood and they were treated with something to keep them from rotting) and cut then into 8' and 10' lengths and upended them around the edge of the lawn to create raised beds.

Finally, I borrowed a rototiller and had 17 yards of topsoil delivered. I put a thick coat of gypsum in the new beds, covered it with the topsoil, and rototilled everything together. I created small hills and valleys out of the soil and was ready to plant my first Southern California garden.

Jim Bishop is President of San Diego Horticultural Society and a Garden Designer. ♻️

Free Workshops Survey: Please take a few minutes to complete this form and bring it to the December meeting. Add your comments or suggestions. Thanks!

GET A CHANCE TO WIN A PLANT WHEN YOU TURN IN THIS SURVEY at the December meeting.

We are planning the FREE WORKSHOPS for 2014 and need your input. We need members to teach and host workshops (at their home or business) in each part of the county. Don't be shy! Wouldn't you like to get some project started in your garden or share your expertise with others? If you have a special talent or a garden-related business, this is your opportunity to show off your skills (and perhaps get some new clients). Most workshops last 2 hours; the instructors and homeowners will determine the date, time and format.

Name: _____ email: _____

I WANT TO:			Given in 2013 (X) or scheduled for 2014	TOPICS (workshops given in 2013 can be repeated if there is sufficient interest)
TEACH	HOST	ATTEND		
				CONSTRUCTION
				1- Building simple garden structures: sheds, gazebos, vertical succulent frames, arbors, trellises, fences, etc. DIY projects, including hardscape for patios, etc. (CIRCLE the ones you'd like to attend.)
				2- Creating raised beds
				3- How to light your garden for night use
				4- Fencing ideas, both living and traditional, for privacy & decoration.
				5- Designing good garden drainage (pipes, walls, swales and/or artificial waterways)
			X	6- Basic info & care on ponds, waterscapes, & fountains
				7- Hardscape ideas for simple pathways
				PLANTS & GROWING
				8- Using plants with colorful foliage
			March 2014	9- Plant propagation: annuals, succulents, perennials, shrubs, etc.
				10- How to grow Mediterranean plants, including proteas & plants from Australian, So. African, New Zealand, Chile
			X	11- Veggies & herbs: selecting, when to plant, organic pest control, etc.
				12- Plants to use as companions to succulents
				13- Growing palms
			January 2014	14- Selecting & planting bare root fruit trees
			X	15- Success with orchids
			X	16- New varieties of plants
			X	17- Bromeliads in the garden
				GARDEN TECHNIQUES & PRODUCTS
			Feb. 2014	18- Companion gardening with chickens
				19- Gardening basics for new gardeners or people new to San Diego
				20- Getting started with organic gardening, and/or what is permaculture?
				21- Shade gardening
				22- Creating a fire-wise & sustainable landscape
				23- How to extract, preserve, & save seeds from plants in the garden
				24- Preserving garden bounty: food (canning/freezing/drying) or ornamentals (how to dry); garden crafts for gifts & home décor. (CIRCLE the ones you'd like to attend.)
				25- How to carve a watermelon and/or other foods
				26- Soil improvement: types of soil, amendments, techniques
				27- Weed control & getting rid of lawns (incl. using chemicals & tools)
			X	28- Landscaping design to attract birds, butterflies, bees & other wildlife
			X	29- Gardening on a slope
			X	30- Garden design & remodel
				OTHER – be specific (use other side)

WELCOME NEW MEMBERS

We encourage our 1300+ members to be active participants and share in the fun; to volunteer see page 2. **A warm hello to these new members:**

Katherine & Charles Anderson	Louise Focht	Kalura Garden Succulents	Victor Ramon
Neal Biggart	Janie Foster	Living Fountains	Sharon Reeve
Marjorie Brock & Tim Canty	Wayne & Sharon Froboese	Reid Mannetter	Lin Scherm
Brian & Debbie Buckley	Kevin Griffin	Tena Navarrete & Ed Erickson	Suzanne Sorger
Shirley Doig	Davielle & Mark Huffman	Ed Erickson	Susan Starr
EXCLAMATIONS!	Richard Hughes	Janice Pepin	Bonnie Struzik
	Honey Hyde	Dale Pontow & Debbie Rowe	
	Tim Jara		

HORT BUCKS ARE GREAT!

Kudos to these members whose friends joined in 2013; they earned Hort Bucks worth \$5 towards name badges, garden tours, dues and more! To get your Hort Bucks ask your friends to give your name when they join.

Alta Vista Gardens (Ed) (1)	Terry Fox (1)	Mike Masterson (1)	Sue Ann Scheck (3)
Debra Lee Baldwin (1)	Carla Gilbert (1)	Pat Miller (1)	Dale Serafin (1)
Tom Biggart (1)	Irina Gronborg (1)	Toni Munsel (1)	Robin Shifflet (1)
Jim Bishop (5)	Cynthia Hays (2)	Anne Murphy (1)	Sue & Dick Streeper (1)
Vivian Blackstone (1)	Heather Hazen (1)	Lisa Newberg (1)	Julia Swanson (1)
Barbara Bolton (2)	Lorie Johansen (2)	Tandy Pfost (1)	Susi Torre-Bueno (1)
Linda Bresler (2)	Neal King (1)	Point Loma Garden Club (1)	Marcia Van Loy (1)
Heather Callaghan (1)	Su Kraus (1)	Mo Price (4)	Pat Venolia (1)
Susan Currie (1)	Claudia Kuepper (1)	Virginia Ruehl (1)	Lucy Warren (1)
Ann Dahnke (1)	Vince Lazaneo (1)	Sally Sandler (1)	Barbara Weiler (1)
Gigi Dearnas-Lopatriello (1)	Jen Jen Lin (1)	San Diego Home/Garden Lifestyles (1)	Anne-Marie Weller (1)
Bryan Diaz (1)	Don Lowe (1)		Roy Wilburn (1)
Dave Ericson (1)	Mary Jo Martin (1)		Nancy Woodard (2)

SPONSOR MEMBERS (names in bold have ads)

Agri Service, Inc.

Anderson's La Costa Nursery

Aristocrat Landscape, Installation & Maintenance

Barrels & Branches

Briggs Tree Company

Buena Creek Gardens

Cedros Gardens

City Farmers Nursery

Coastal Sage Gardening

Columbine Landscape

Cuyamaca College

Davey Tree Expert

Company

www.EasyToGrowBulbs.com

Evergreen Nursery

Glorious Gardens Landscape

Grangetto's Farm & Garden Supply

Green Thumb Nursery

Kellogg Garden Products

KRC Rock

Legoland California

Mariposa Landscape and Tree Service

Mark Lauman, Agricultural

Sales & Consulting

Moosa Creek Nursery

Multiflora Enterprises

Nature Designs Landscaping

Ornamental Gardens By Lisa

Pat Welsh

Pro Flowers

Renee's Garden

Revive Landscape Design

San Diego County Water Authority

San Diego Home/Garden

Lifestyles

San Diego Hydroponics & Organics

Serra Gardens Landscape Succulents

Solana Succulents

Southwest Boulder & Stone

Sterling Tours

St. Madeleine Sophie's Center

Sunshine Care

Sunshine Gardens

The Wishing Tree Company

The Worms' Way

Walter Andersen Nursery

Weidners' Gardens

Waterwise Botanicals

Westward Expos

LIFE MEMBERS *Horticulturist of the Year

*Chuck Ades (2008)

*Walter Andersen (2002)

Norm Applebaum & Barbara Roper

*Bruce & Sharon Asakawa (2010)

Gladys T. Baird

Debra Lee Baldwin

*Steve Brigham (2009)

Laurie Connable

Julian & Leslie Duval

*Edgar Engert (2000)

Jim Farley

Sue & Charles Fouquette

Penelope Hlavac

Debbie & Richard Johnson

*Vince Lazaneo (2004)

*Jane Minshall (2006)

*Brad Monroe (2013)

*Bill Nelson (2007)

Tina & Andy Rathbone

*Jon Rebman (2011)

Peggy Ruzich

San Diego Home/Garden Lifestyles

Gerald D. Stewart

*Susi Torre-Bueno (2012)

& Jose Torre-Bueno

Dorothy Walker

Lucy Warren

*Evelyn Weidner (2001)

*Pat Welsh (2003)

Betty Wheeler

MEMBER DONATIONS IN 2013:

Donna & R. S. Ryan

Renee's Garden (www.reneesgarden.com)

DISCOUNTS FOR MEMBERS (SEE ADS FOR MORE DISCOUNTS)

Get a 15% discount at Briggs Tree Co. (www.briggstree.com); tell them to look up the "San Diego Hort Society Member" account).

Join Grangetto's FREE Garden Club for coupons and tips delivered to your inbox. www.grangettos.com/garden.

Get a 10% discount at San Diego Botanic Garden on Family/Dual or Individual memberships. Just state you are a current member of SDHS on your membership form. It cannot be done online, so mail it in or bring it to the Garden. Info: skubrock@sdbgarden.org.

Davey Tree Expert Company offers a 10% discount to SDHS members.

Get a 25% discount at all 5 locations of San Diego Hydroponics & Organics (www.sdhdroponics.com).



What's Up
at

San Diego
BOTANIC
GARDEN

ANNUAL GARDEN OF LIGHTS

Leave the hustle and bustle of the malls behind and enjoy a relaxing evening stroll through the San Diego Botanic Garden's Garden of Lights. December 7 - 23 and 26 - 30 from 5:00 pm - 9:00 pm the San Diego Botanic Garden transforms into a dazzling winter wonderland with over 100,000 sparkling lights illuminating the Garden for a magical holiday experience.

San Diego Botanic Garden in Encinitas takes the opportunity to bring your favorite elements of the winter season all to one location. Got Snow? WE DO! It will be snowing at the Garden December 7, 9, 11, 26, and 28, weather permitting. Please bring your own disc or sled (no metal runners please). Then when you need to warm up, join us at the campfire and roast marshmallows, or make s'mores if you like. There will also be hot mulled wine in the Lawn House Garden for purchase, and the Coffee Hut will be offering hot coffee and cocoa.

If you would like to take the load off your feet, catch a ride around the Garden by a team of beautiful Blonde Belgian Draft Horses that will be providing wagon rides through the lower area of the Garden on December 14, 15, 18 - 23, and 27 - 30. While enjoying all of these elements of the winter season, live music will be filling the air each night from 6:00 pm - 8:00 pm. The music varies from carolers to lively Mariachi; a complete lineup will be posted on our website in late November.



The Ecke Building will change into a workshop where children can create a variety of special holiday crafts each night to take home. The Ecke Building is also home to the Nutcracker Exhibit displaying a collection

Continued on page 18

▼SDHS SPONSOR



Create a serene setting
with landscape
materials from SWB.
Visit our two locations
in San Diego.



Southwest Boulder & Stone
Fallbrook - 760.451.3333
Pacific Beach - 619.331.3120
www.southwestboulder.com

▼SDHS SPONSOR

Great Results Start with Great Soil!



KelloggGarden.com
is proud to support the
San Diego Horticultural Society
for a greener world



PACIFIC HORTICULTURE TOURS

Pacific Horticulture Society 2014 tours span the globe. The April trip to Santa Barbara is full. July's "Great English Gardens and the Hampton Court Palace Flower Show" has just a few spots open. There is limited space open on May's Morocco tour, and a brand new tour "From Boston to Bar Harbor" is open for reservations.

Mark your calendars now for next fall's "Australia: Springtime Down Under." Just when days here are getting shorter and nights are chilly, spring is bursting out all over Australia. What



a great time to avoid winter blues and visit some of Australia's top horticultural highlights. While still under development, we plan to visit the vibrant city of Sydney (pictured here) and continue on through the Blue Mountains and scenic highlands of New South Wales to the capital city of Canberra. From there we'll fly to the southern island of Tasmania to visit historic gardens like Panshanger Estate and spend time at Cradle Mountain Lodge. Back on the mainland in the state of Victoria, we'll visit charming townships like Daylesford, Dunkeld, and




Grevillea 'Robyn Gordon'

Sorrento, and Grampians National Park. The tour will end in the cultural city of Melbourne, where the annual Garden DesignFest will be taking place.

SDHS is an affiliate member of the Pacific Horticulture Society, producers of *Pacific Horticulture* magazine. Tours are operated by SDHS sponsor, Sterling Tours. More info at www.sterlingtoursltd.com. 🌿

GOT CHICKENS?



Save the date! Have you been thinking about building a chicken coop? A FREE workshop on **Companion Gardening with Chickens** will be held on Saturday, February 1, 2014. The teacher will be SDHS member Bonnie Manion, co-author of the new book *Gardening with Free-Range*

Chickens for Dummies. Bonnie will talk about and demonstrate how to successfully companion garden with chickens, and all that they give back to one's garden. She will cover raising chicken basics, how to create a garden which is advantageous for chickens, beneficial plants, and predator-proof tactics. On-line registration will begin in January. Follow Bonnie at www.VintageGardenGal.com and www.lowes.com/socal.



SHARING SECRETS

This column is written by you, our members! Each month we'll ask a question, and print your responses the following month. You can find copies of previous Sharing Secrets on our website at <https://sdhort.wildapricot.org/SharingSecrets?eid=1093874>.

NOW ONLINE: You can now continue the discussion by adding new replies to Sharing Secrets topics online. Here's your chance to comment on how the plants you mentioned two years ago are doing today, or to suggest another way to do something in the garden.

The question for December was:

What are the top 3 things on your garden "to do list" for 2014, and why?

Gerald D. Stewart says: Priorities can change in an instant, but at this moment the absolute top thing to do for the garden in 2014 is to continue putting the automated irrigation systems in order. Most were done 30 years ago when I assumed I'd forever remember what I did, so nothing was documented. Now there are time clocks that won't function (control wires that aren't labeled is a big issue among the 14 time clocks that control irrigation for the garden and nursery, another is the location of master valves). The second most important project is to continue to prepare a place for a plant before it is purchased: too often impulse purchases don't get planted and die in the pot. The third intention for next year is to occasionally make time to wander the acre with only a mug of tea in hand – not a clipboard to make a list of work to be done – and simply enjoy the various gardens.

Candace Kohl is giving top priority to roses: I heard a talk by Tom Carruth on the Rose Garden at the Huntington and how they water with overhead spray sprinklers and find it helps with pests. I am thinking of converting my base-of-the-rose bubblers to that kind of irrigation and will see if it helps in my garden. I have spent a lot of sweat, time, and money on my garden over the past year and have things in pretty good order right now. I would like to stay more on top of maintenance next year especially with regard to fertilizer. My main to-do item is the same as last year's – to enjoy the garden more, spend more time just hanging out in it, and to do a better job of seeing the flowers instead of just the weeds.

Katrin Utt shared "Things I am planning to do and not do in my garden": 1) Clean up and get rid of plants that were disappointing. 2) Revamp flowerbeds and add lots of supplements like alfalfa, cottonseed meal, and mulch. 3) Make a firm resolve NOT to impulse buy new plants that I have no room for. 4) Rehab all the pots. 5) Pray for rain! 6) Make friends with the rabbits. They love carrots. If you can't beat them, feed them!

Vivian Blackstone sent us her plans: 1) Build a terrace in front of the house, because I had a water leak and had to remove a 4' wide x 20' long x 4' high stone planter. I have an enormous amount of soil left and a terrace seemed like a good idea; some plants will go in pots near the terrace, the plants that need shade will go in pots for the shade area. 2. Grow more tomatoes and veggies in 15-gallon

▼SDHS SPONSOR

Over 500 types of
stone and boulder for your
Water-Wise Garden.

Flagstone
Pavers
Pathway DG
Boulders...
and so much more...

Our creative and
knowledgeable staff
will help you make the
best selections for the
garden of your dreams.



Natural Stone & Boulder Supply

San Marcos (760) 744-1036

Poway (858) 748-3953

Lakeside (619) 443-8153

1 800 KRC ROCK (1 800 572-7625) www.KCRCRock.com

▼SDHS SPONSOR

Garden Design and Maintenance



619 223 5229 coastalsage.com

▼SDHS SPONSOR

Don't just dream it.
Grow it!




 **AGRISERVICE**

Compost • Mulch • Organic Recycling

www.agriserviceinc.com
orders@agriserviceinc.com

Sharon May
(800) 262-4167

▼SDHS SPONSOR

NORTH COUNTY'S MOST UNIQUE
ASSISTED LIVING COMMUNITY



Call Anna for a Personal
Tour of our Homes,
Greenhouse and
Organic Fields.
858-674-1255 x 202

**SUNSHINE
CARE**

A Community of
Assisted Living Homes

Member of the
SD Horticultural Society
www.sunshinecare.com

12695 Monte Vista Road
Poway, CA 92064

Lic#374601087

*Specializing in Memory Care,
Intergenerational Programs
and Horticultural Therapy*

- 86 bed, 32 acre community featuring 5 organic gardens, a greenhouse, fruit orchards and California wildflowers.
- Organically grown fruits, vegetables and herbs used in our home cooked meals.
- Only 15 minutes from Del Mar and La Jolla on Route 56.
- FREE Ongoing Garden Lecture Series for serious garden enthusiasts. Join us!
- Composting & Vermiculture Program
- Intergenerational Seed to Table Program.



containers. 3. Give away a lot of flowers and other plants, no room left for them.

Terrie Butler shared her top 3 things to do in 2014: 1) Remove ornamentals with high water needs and replace with California natives. 2) Replace all overhead sprinklers with water efficient rotators. 3) Attract more pollinators by adding native plants and bee nesting sites.

Annie Urquhart will be busy in 2014: I would replace the rotten post on my pergola and create a new space for another vegetable garden. Also, create new cuttings.

Jo Lynn Campbell has some ambitions plans: 1) Take out all 40 of my rose bushes and reinvigorate, replace, and add soil to the area. The last time this was done was 24 years ago. 2) Pull all the ground cover, such as red apple, out of the native growth like the lemonade berry bushes and jojobo bushes. 3) Last but not least, check my watering systems as I now have a lot of succulents and don't need the water but the systems still go on.

Sharon Corrigan wrote that she is: getting rid of a raised flowerbed and most concrete in the patio. I think the bed was actually a pond and gets moldy and I hate it. There are areas of bad drainage that need to be fixed, and repairs on the irrigation system.

Tony Foster also is going to watch his water bill: 1) Redo the irrigation. 2) Install flagstone. 3) Take out the lawn & install low water landscape.

Cathy Tylka says she hopes to use some of #3 on #1: 1. Plant a slope that is empty with plants that can take full sun, low water and will grow on slope (I'm thinking aloes, fire sticks, jade, sedum...). 2. Cut back many items that should have been trimmed a year ago. 3. Tear out anything that is overgrowing on the ground and taking over other plants.

Marilyn Wilson has these 3 top goals: 1) Spray fruit trees: I missed doing it the last two winters and my trees are buggy. This year I WILL spray. 2) Spread mulch: I have a huge pile of chipped trees and plenty of places that need it (and I want to use THAT space to plant pretty flowers). 3) Water the drought-tolerant plants once a month in the summer: "drought-tolerant" does NOT mean "never thirsty."

Al Myrick wrote: Our place is a jungle. Everything that survives THRIVES! Our top three things to do in our garden jungle are: #1 PRUNE. #2 PRUNE, and #3 PRUNE. The "whys" are: more light to the plants, more invigorating for the plants, and it will keep the fire hazard people off our backs.

Gayle Olson's top 3 are: 1. Get control of the citrus minor. 2. Replace several diseased beyond repair fruit trees. 3. Spend more time in the hot house with the orchids and platyceriums.

Sue Ann Scheck is another gardener with a slope: 1) I want to complete our slope landscape. We just installed *Arctotis* 'Wine' (silvery leaves and wine colored flowers with a contrasting dark central eye). I have great expectations for this hybrid African Daisy. Also installed *Westringia* 'Wynyabbie Gem', a medium size shrub with fine green foliage and lilac flowers. (Here's hoping they make it!) 2) We want more grasses of varied colors and habits (height a max of 12": silvery gray, green, curling grasses and wine grasses). 3) We need to plant out our back area, clean up the succulents that have expired, and, as always, add new and varied succulents to our garden!

Lorie Johansen plans to: Reduce maintenance, reduce maintenance and reduce maintenance. Gone with the water loving roses, gone with many cacti that inflict much pain, gone with fussy plants that require too much attention. In with low maintenance plants: phormiums, bromeliads, and salvias. In with time to spend with our new Turkish Van kittens, Zoomer and Boomer.

Julia Erikson is researching plants: We've just finished our fire rebuild. We are putting in a natural pool that uses plants to keep the water clean instead of salt or chlorine. Then we will be ready to landscape. We want a very Zen style Japanese landscape, so right now we are researching what plants will be perfect for the space.

Susi Torre-Bueno also wants to reduce maintenance: My plans for 2014 include replacing more moderate-water plants with low-water succulents. I hope to plant more succulent groundcovers to reduce weeding chores. Also, there is a trellis to be built for some Mexican vines and simple edging (of used Mexican-style roof tiles) to go around many garden beds.

Anne Murphy has big plans: 1) Make the raised beds for my blueberries deeper because I need to be able to retain more moisture in the beds. 2) Get steps to go up one side of the steep bank behind my house and improve the switchback at the other end, because my ankles are getting grouchy at dealing with the steep slope. 3) Finish off several of the pathways that have been started in my garden because I am not happy looking at unfinished projects.

Susan D'Vincent shared this with us: I'd say the top 3 are to get rid of the Bermuda grass, get rid of the gophers and then revamp the landscaping in the back yard. (Now that it's actually written down and out in print, I hope that's enough incentive for me to stick to it.)

Susan Krzywicki may be more of a realist than some of us: My top priority for 2014: don't put any new items on my list till I clear off at least half of what is there!

Annie Morgan wrote: My garden is in transition once again. Over the last five years it's gone from 1500 sq. ft. of lawn to 300 sq. ft. (had to appease my hubby), and was replanted with succulents, colorful foliage and drought tolerant plants. During the last two years it's been modified as some plants got too large, and I've added lots more succulents. This summer I got into butterfly, bird, and bee gardening and we successfully raised over 100 Monarch butterflies! The To Do List includes: 1 - Continue adding host and nectar plants for the butterflies, and lots of year round flowering plants for the hummers and bees. 2 - Finish an inventory of my succulents by family, genus, and species, with notes about winter/summer growers, water and sun needs and limits, and hopefully a photo of each. I have been to the Dave's Garden website, but find it cumbersome, so would love to know of any apps to do this if anyone has found one! 3 - Repot succulents still in plastic nursery pots and then display them in groups around the yard by genus so care is easier. 4 - Finish organizing my potting bench and garden storage areas. This will also include cleaning and sharpening tools. Whew! I'm already tired just thinking about all there is to do. Luckily we can work year round in San Diego County!

Steve Brigham is getting his friends into gardening: Well, I did all the right things 4 and 3 years ago, and now my garden pretty much takes care of itself. Even the vegetables and flower pots are easy, since I've developed efficient techniques which make even their care low-maintenance. And so that means that it's time for me to focus even

▼SDHS SPONSOR

12755 Danielson Court
Poway, CA 92064
(858) 513-4900
FAX (858) 513-4790
Open 9-5, 7 days a week



3642 Enterprise Street
San Diego, CA 92110
(619) 224-8271
FAX (619) 224-9067
Open 8-5, 7 days a week

Free Garden Classes at both locations on Saturday mornings
www.walterandersen.com

▼SDHS SPONSOR



Nursery, Maintenance & Design
Unusual plants, pottery and gifts

10% discount for SDHS members

Barrels & Branches
Open daily 8am to 5pm
1452 Santa Fe Drive, Encinitas
(760) 753-2852
www.barrelsandbranches.com


Encinitas Blvd.

1452 Santa Fe Dr. **X**

Manchester Dr.

El Camino Real

▼SDHS SPONSOR

"It's the bible of local gardening."

Pat Welsh's
SOUTHERN CALIFORNIA
ORGANIC GARDENING:
Month-By-Month

COMPLETELY REVISED AND UPDATED
Available at select nurseries
and bookstores everywhere
Published by Chronicle Books
www.PatWelsh.com



▼SDHS SPONSOR

Anderson's La Costa Nursery & Garden Design Center

- Open daily 8AM to 5PM
- Full service Nursery and Garden Design Center
- Huge selection of unique indoor & outdoor plants
- Large selection of pottery, statuary & decor
- Experienced professionals to answer your questions

SDHS Members enjoy a 10% discount

400 La Costa Avenue
Encinitas, CA 92024
760-753-3153

Web: www.andersonslacostanursery.com
E-mail: info@andersonslacostanursery.com



▼ SDHS SPONSOR



Solana Succulents

• Rare & Exotics • Container Gardens

Jeff Moore
 355 N. Highway 101
 Solana Beach, CA 92075
 (858) 259-4568
www.solanasucculents.com



10% Discount for SDHS Members with this ad

▼ SDHS SPONSOR

Sunshine Gardens

It's time to plant ... Come on Down!

*We have just about everything
the gardener in you is looking for:*

- ☛ Bedding Plants ☛ Shrubs
- ☛ Citrus ☛ Houseplants
- ☛ Vegetables ☛ Fertilizers
- ☛ Soils ☛ Seed
- ☛ Trees ☛ Pottery

*When you're here also visit
Elizabethan Desserts & Twigs by Teri*

www.sunshinegardensinc.com



**SUNSHINE GARDENS
ENCINITAS**
 155 Quail Gardens Drive
 Encinitas
 (760) 436-3244

Open 7 Days Monday-Saturday 7:00-5:00; Sunday 9:00-4:00

more on my friends and neighbors. Next year's garden is all about them, and their specific needs. Who knows what trouble I'll get into? So the three things I'll do in the garden next year are 1) show my friends my garden, 2) find some plants they really like, and they can grow, and 3) make it happen for them! There are lots of folks you know that love the flowers and fresh vegetables that you give them, and you know they'd just love to try and grow some of these plants themselves. The secret here is that you have to think small: most times, these folks aren't thinking about a whole yard, they're only thinking about a few plants! Help them to succeed fully with that modest initial aim, and that success may just inspire them to do more! Be prepared to do much of the initial work, and make sure that regular watering happens the first year, even if you have to do it yourself sometimes. Make it a friendship project, never miss a house call, and aim for perfection! It's the success you're after, the type of gardening success that can eventually make a new gardener. And if you can trade them for something they can do for you, so much the better! Isn't that what we all used to envision in college? Isn't that what everyone did before the "modern age"?

Kate Engler will be busy: 1) Replace/Update my drip system to ensure water usage is appropriate. 2) Amend my soil to encourage plant vigor. 3) Look for non-chemical means to eradicate grasshoppers and caterpillars.

Katie Pelisek is another member replacing a lawn: 1) Take the lawn out of my front yard because I'm wasting too much water and all that space to plant. 2) Keep up with killing the Bermuda grass in the dog's small lawn in the back because it is insidious. 3) Follow Pat Welsh's instructions for fertilizing my citrus because they are so neglected!

Tom Biggart shared his plans: 1) Mulch, mulch, mulch. I have a huge pile of mulch that just needs to be spread around. Is there anyone out there who wants to help? 2) Think of some way to stop the dog from digging nests all around the garden beneath low overhanging shrubs. The only thing I can think of is clumps of chicken wire! 3) Plant, plant, plant. This is the best time of the year to do that. Just today I planted a bunch of Senecios in the front garden that the dog had dug up in the back while making a nest! Isn't life a joy?


Ken Selzer mentioned one goal: Get better at growing herbs/vegetables from seeds.

Ron Hurov said: My top priorities are: 1) Plant and propagate more *Pittosporum resiniferum* (the gasoline tree), which I introduced to the US in 1977, and the sweet Mexican sweet plant (*Lippia dulcis*), which I obtained from Susi Torre-Bueno last meeting. 2) Plant winter crops in my TJ community garden plot. 3) Plant more Society Garlic (*Tulbaghia violacea*).

Nancy Ryan told us of four projects in her garden: 1) Lay a layer of mushroom compost over all garden beds and around all fruit trees. 2) Lay a layer of mulch (ground tree trimmings, branches and leaves). 3) Trim back the fruit trees. Raise their skirts and seriously prune back to a smaller size; less fruit, more water for the new size. 4) Start a worm farm so I can make worm tea! Okay, I wrote four: There is always something to do to make the garden/ yard better!

Keith Rowley listed two priorities: Plant drought tolerant plants in front yard, and control pest problems with Bougainvillea and other plants.





1650 El Prado #105,
San Diego, CA
92101-1684

\$30. *including tax*

Available Online.

Visit www.sdfloreal.org

Learn the San Diego Floral Association history by reading articles written by the founding members and authors who came after them.

256 pages. See pictures of members, flower shows, early magazine covers and other activities.

Enjoy the long history of our magazine.
Available at SDFA office.

Sue Lasbury said: Wish there were only three things to do, but the top three would include: 1) Checking each zone of my drip irrigation system making sure they are still functioning and away from the base of the plant. At the moment the system is off and will probably stay that way into the new year if we get rain. 2) Replace plants that continue to do poorly. It takes a tremendous amount of time and effort to nurse plants that really don't want to be in my garden. 3. Make sure all my *Asclepias* (milkweed) are healthy and add more to attract even more Monarch butterflies in 2014. My garden was filled with them this year.

Jeanne Meadow is going to remove, some, add some, and enjoy! 1) I am on a mission to reduce the amount of ice plant (*Delosperma cooperi*) on our hillsides. It takes plenty of water and triple 15 fertilizer to keep it looking great, so out it comes! I am using various size rocks and mulch as the new ground cover, and adding lots of hearty agave pups from other places in my garden. 2) I am also planning to boost my herb garden. Fresh herbs are expensive to buy and they never are as good as the ones from your own garden, which make everything taste better. This is important, as I need all the help I can get in the kitchen! I have limited space in my raised beds, so I will skip carrots and artichokes to make room for some new additions, like capers and ginger. 3) And, finally, enjoy my garden even more. I love being in my garden and sharing it with others. I need to plan get-togethers centered in and around the garden and take a daily stroll through it... with some wine of course!

Mary Yan-Lee shared her plans: 1) Get bigger pots because plants are growing big! 2) Start a bonsai pot; I've got a bonsai pot and have been thinking about it for a long time! 3) Start planning /designing for the slope in the back, because it's there and I need fruit trees!

Jane Boler is also thinking about potted plants: 1) Add a lemon tree. 2) Combine some of my pot plant materials to cut water consumption. 3) Discover more color in my succulent selection

Susan & Frank Oddo wrote about their garden (where we held the Volunteer Appreciation Party this year). Birdsong's 2014 To Do list: 1) Reduce water usage even more. The upper and middle creek sections in the lower succulent garden will be allowed to dry out, leaving boulders and smooth river rock in dry creek beds. The lower pond, where the bronze crane sculptures fish for mosquito fish and water lilies abound, will be converted to a self-sustaining pond with a balanced ecosystem that will allow the fish, plants, snails and frogs to thrive naturally. 2) Remove plants prone to diseases or pests and needing lots of care to keep them healthy. With three acres to maintain (and we are not getting any younger) this is an increasing imperative. 3) The amount of time devoted to cleaning up Torrey pine needle drop DAILY, from August to November, has reached the tipping point of frustration. Those of you who generously volunteer your time to SDHS and were at this year's VAP saw first-hand what we contend with annually. The big debate is by how much we will reduce the branching structure. Frank says 30% and Susan says 50%.

Sharon May will be eating purple from her garden: 1) Plant more of Southern Seed Exchange's "All Purple" sweet potato (www.southernexposure.com/sweet-potatoes-c-229.html). Easy to grow and, with the color of a purple crayon both inside and out, they are gorgeous on the plate! A tad less sweet than the orange variety and with a nuance of bacon flavor; they are delicious. The lush green vines do take space, however. 2) This year, I experimented with a "no till" method in my raised veggie bed by not turning over the soil and just adding organics to just the top rather than working it in. The results

▼SDHS SPONSOR



❖ Edibles ❖ Succulents
❖ Fruit Trees
❖ Drought Tolerant Plants
Pesticide-free since 1993

330 South Cedros Avenue
Solana Beach, CA 92075
(858) 792-8640

10% discount for SDHS members www.CedrosGardens.com

▼SDHS SPONSOR

Steve & Shari Matteson's

BUENA CREEK GARDENS

Not Just a Plant Nursery, A Botanical Destination!

Visit our website for details about special activities and sales.

WINTER HOURS: 9-4 Wednesday - Sunday (closed Mon. & Tues.)



418 Buena Creek Road
San Marcos, 92069
(760) 744-2810

www.buenacreekgardens.com

10% discount for SDHS members



Association of Professional
Landscape Designers

*Where Residential
Landscape Design Begins*

To find a design member near you:
www.APLDCA.org

**SDHS members...
SAVE \$4 on
Pacific Horticulture**

**Only \$24/year brings you a
beautiful full-color magazine
all about West Coast gardening!**

*Each fascinating issue has articles on
places to visit, unique gardens, plant
info, and lots more.*

**To get this great deal, go to
www.pacifichorticulture.org/join
and use discount code SDHS2013**



were not impressive. The soil developed a striation that stopped the water from flowing through. I'm back to the old method of working compost into the soil. 3) Adding more low voltage night lighting so we can enjoy the cheery garden view even during long winter nights.

Cielo Foth has big plans: 1) Zero waste in the garden. I'm buying a heavy wood chipper/shredder (up to 3"); it will be very useful in minimizing (if not eliminating) any greenery recyclables from leaving my garden. The mulch it makes will be used to keep weeds down and retain moisture around the plants. Anything that comes out of my garden has to be carried all the way up the hill, so this will save time going up and down the steps. I would like to mulch all bare soil in the garden or plant drought tolerant, low growing and walkable ground covers. 2) Organize all garden tools in the Tuffshed in the backyard so they're safe from inclement weather, should last longer, and be easier to find when needed. The Tuffshed has a window and a skylight that can be used to keep young and fragile potted plants from the cold. It's already making gardening simpler. 3) Remove and/or replace underperforming fruit trees. With all the work we put in the garden, there are expectations of a good tasting fruit from every fruit tree. If we don't like its fruit, then that tree will be removed and given away.

Wanda Bass wrote: In the fall I like to prepare my flower/rose gardens by: 1) adding composted manure; 2) adding leaves and bark clippings; 3) controlling weeds.

Mollie Allan said: My top 3 things are: 1) to replace some dead California natives, 2) cut back my overgrown Pride of Madeira and, 3) cut back two beautiful bougainvilleas.

▼SDHS SPONSOR



Sophie's Organic Garden

Open:
Mon to Fri 8 to 4
Sat 9 to 3

By purchasing garden items from Sophie's Organic Garden you are providing the opportunity for over 380 adults with developmental disabilities to discover, experience and realize their full potential. Visit us online at www.stmsc.org.

\$10 off with this coupon*
*With purchase of \$50 or more

2119 E. Madison Ave El Cajon 92019
www.stmsc.org 619-442-5129

Una Marie Pierce is improving several things: 1) Upgrade soil in vegetable garden and replant retaining at least half the strawberry plants. 2) Check and fix any problems with the irrigation. Maybe get a new controller, since mine is over six years old. 3) Thin out plants that are overgrowing each other.

The question for January is:
How do you mark the paths of your underground landscape wiring, and/or your dormant bulbs or perennials, so as to avoid slicing into them when you plant?
(Thanks to Julie Hasl for suggesting this topic.)

Send your reply by December 5 to
newsletter@sdhort.org.

■ Trees Continued from page 5

today. It's the new American way.

For more information:

www.sandiego.edu/documents/epic/100329_SSCA_Final_000.pdf
www.leginfo.ca.gov/cgi-bin/displaycode?section=prc&group=25001-26000&file=25980-25986

Member Robin Rivet is an ISA Certified Arborist, UCCE Master Gardener and serves on SDRUFC, CFAB and the La Mesa Environmental Commission. Small image: By Dmitry Borshch; both images from Wikimedia commons. ☞

■ Wine Continued from page 5

visit Cornerstone Gardens, an ever-changing series of walk-through gardens showcasing new and innovative designs from seventeen of the world's finest landscape architects and designers. We'll enjoy a guided tour of the gardens and have time to shop. Another private garden is a likely stop before we arrive at the Glen Ellen Inn for our farewell dinner with wine.

Thursday, May 8: After breakfast, say farewell, or perhaps continue your exploration of the California Wine Country and beyond.

See www.sterlingtoursltd.com for more details. For information and reservations contact Sterling Tours, Ltd. at (619) 299-3010 or info@sterlingtoursltd.com. ☞

■ SDBG Continued from page 11

of over 50 Nutcrackers; plus December 26 – 30 an amazing puppet show will take place each night. Finally, Santa comes to the Garden to greet young and old alike December 7 - 23 from 5:30 pm – 8:30 pm, in the brightly lit Victorian Gazebo, providing a terrific photo opportunity.

Visit San Diego Botanic Garden's website at www.SDBGarden.org or give us a call 760.436.3036 for more information or to inquire about special senior group rates. ☞

NOVEMBER HOLIDAY MARKETPLACE REPORT

By Susi Torre-Bueno

Photos by Susanna Pagan

How delighted I am to report the tremendous success of the November 11th Holiday Marketplace. Simply put, it was a triumph, and I join Jim (page 3) and Patty (page 6) in thanking the volunteers who made it possible. We got many compliments on the organizational proficiency as well as on the quantity and quality of the over 60 vendors and their wares. When putting together a new event of this magnitude there are so many things to take into consideration, and I think we achieved (or exceeded) all our goals.

We received a lovely email from Gleneva Belice, who is a member of both SDHS and the Village Garden Club of La Jolla (one of the marketplace vendors), which pretty much sums up the glowing comments we heard from many attendees. She wrote, "Congratulations on such a successful evening Monday night! People were talking about it all evening and hoping you will do it again next year. The turnout was terrific and you should be proud of yourself to have the courage to try something new for the right reason of giving back to your loyal supporters. It was fun, and no one was complaining about too much work or anything... and everyone on way out was saying to me, 'What a great evening and so much fun!' Thanks for all your hard work in putting it together. [I support] your fine example of gardeners enjoying shopping and having a social evening, too! I saw friends of mine interested in gardening from Alpine, Chula Vista, Imperial Beach, East County, North County and all over San Diego County."

The array of goods and services offered included herb and vegetable plants and seeds, birdhouses, bulbs, holiday gift baskets, trees, beeswax candles, succulents, painted cement leaves, ornamental rocks, books, hand thrown clay pots, and much more. You could taste (and purchase) homemade brownies and gingerbread men, smell lovely candles, stroke plant foliage, hear the bubbling of hydroponic gardens, get information about horticultural classes and degree programs, and see a vast array of plants and crafts. And quite a bit more, too.

These photos represent a small fraction of the excitement of the evening. More of Susanna Pagan's photos are on our Facebook page. Thanks again to all the volunteers, and also to the hundreds of attendees. ☺



Above:
Marketplace
overview



Left:
Debra Lee Baldwin
during her
fast-paced
demo



Dannie McLaughlin and Jim Bishop
setting up plants we gave away to
attendees

FALL FRUIT PICK

We had an exceptionally large turnout at the November 2nd Fuyu persimmon and pomegranate fruit pick at Borden Ranches in Pauma Valley. Thanks so much to Scott Borden for providing this great opportunity for us. The November issue of *Sunset* magazine has several persimmon recipes for you to try out, and here's a link to a 2-ingredient persimmon snack: <http://tinyurl.com/persnack>.



Barbara Raub



Cynthia Hays

Left: Susan Morse is well-
equipped to pick.

Above: What a bounty!

IS YOUR NAME HERE?

Please pick up your name badge at the next meeting you attend.

Janet Allison	Angelina Guinn	Chip Milligan
Eric Anderson	Jon Guinn	Mimi Mortensen
Curtis Austell	Lillian Gutierrez	Sharon Muczynski
Diane Bailey	Jon Hatch	Marvin Murphy
John Beaudry	Ann Hoepfner	Patricia Neal
Gladys Baird	Faith Hoiberg	Lisa Newberg
Chris Brawner	Barbara Huntington	Susan Oliver
Forrest Breese	Donna Johnston	Marsha Rafter
Constanze	Taylor	Tom Sadler
Christopher	Elizabeth Jones	Robin Seufert
Susan Clark	Lori Kilmer	Nan Snody
Jane Coogan Been	Paul Kilmer	Gail Stockton
Jenise Deeter	Bill Kohler	Deirdre Swansen
Don Doerfler	Britta Kuhlow	Donna Tierney
Yvonne Doerfler	Laura Lefebvre	Pat Tierney
Shawn Ellison	Patricia Leon	Bill Tweet
Manzar Evangelatos	Libby Levine	Jo Tweet
Jim Ferguson	Eric Lodge	Lois Vertullo
Janet Fialho	Suellen Lodge	Penelope West
Linda Fiske	Jerry Louis	John Wiedenhoff
Jennifer Garson	Betsy Markle	Jayna Wittevrangel
Jennifer Gerson	Jerry Markle	
Margaret Grasela	Carol McCollum	

RENEW NOW

(or share with a friend)

Please visit www.sdhort.org
to renew (or join).

It's quick and easy!

MEMBERSHIP TYPE

	ONLINE NEWSLETTER	PRINTED NEWSLETTER
Individual 1 year	\$30	\$42
Individual 3 years	\$80	\$116
Household 1 year	\$35	\$47
Household 3 years	\$95	\$131
Group or Business 1 year	\$50	\$62
Group or Business 3 years	\$140	\$176
Student 1 year	\$16	\$28
(Proof of enrollment is required)		
Life Member	\$700	\$700

Renew now at www.sdhort.org

Pay online for dues or events:

When paying online on the website you **do not need** a PayPal account. To pay with a Credit Card, click on the "Don't have a PayPal account?" link at the bottom of the payment page and this brings up instructions for paying with a credit card.

SDHS Nametags

Sturdy magnet-back nametags are just \$10

SAN DIEGO
HORTICULTURAL
SOCIETY



Your Name Here

**Order at meetings or go to
www.sdhort.wildapricot.org/Shop**

MEMBER CLASSIFIED ADS:

**Free to members contact
newsletter@sdhortsoc.org**

FREE: Free raspberry bushes for you to dig up in San Marcos. Louise Anderson, (760) 591-7644.

FREE HERB PLANTS: Perfect for winter veggie gardens or herb planters. Come dig thyme and oregano (perhaps a few other herbs as well). Call Susi Torre-Bueno at (760) 295-2173 BEFORE December 15th.

25 Years Experience in So. California



Daniel F. E. Cannou
Consulting Horticulturist

Sunset Horticultural Services
(760) 726-3276

Professional solutions to problems
with plants, soil and irrigation

Landscape renovation
Complete landscape care

YOUR ORGANIC HEADQUARTERS

Everything You Need to Grow Healthy Fruits and Veggies

- Plant Food & Nutrients
- Amendments & Mulch
- Seed & Sod
- Veggie & Flower Packs
- Garden Tools
- Water Storage
- Irrigation
- Vineyard Supplies
- Echo Power Tools
- Bird Feeders & Seed
- Pest & Rodent Control
- Weed Control



Visit Our
WEBSITE
And Join The
CLUB!!

garden club
JOIN TODAY!!

Grangetto's
FARM & GARDEN SUPPLY

www.granettosgardenclub.com

A growing database of articles, tips, how-to's, workshops and more!

ESCONDIDO
1105 W. Mission Ave
760-745-4671

ENCINITAS
189 S. Rancho Santa Fe
760-944-5777

VALLEY CENTER
29219 Juba Road
760-749-1828

FALLBROOK
530 E. Alvarado St.
760-728-6127

San Diego County Water Authority eGuide to a WaterSmart Lifestyle



The "eGuide to a WaterSmart Lifestyle" is your go-to resource for living water-efficiently in San Diego County. This free digital magazine includes:

- Inspirational plant & garden photos
- Helpful videos
- Plant finders
- Interactive maps
- Animated graphics
- Home & garden calculators
- Design tools
- Rebates & Incentives

Visit watersmartsd.org/residential-guide



San Diego Horticultural Society
P. O. Box 231869
Encinitas, CA 92023-1869

Change Service Requested

Nonprofit Organization
U S Postage
PAID
Encinitas, CA 92024
Permit No. 151



Garden of Lights

**December 7 – 23
AND 26 – 30**

Horse-drawn Wagon Rides,
and Snow on Selected Nights,

Holiday Crafts,

Marshmallow Roasting,

Santa, Live Music,

Hot Mulled Wine, Cocoa



Encinitas, CA • 760/ 436-3036

SDBGarden.org